

Harmony XAP, XB2SL control stations and enclosures

For control and signaling units Ø 22 and
Ø 30



Harmony

Discover [Harmony](#)

Advanced operator interface and industrial relays

Harmony operator interface and industrial relays enhance operational efficiency and equipment availability across industrial and building applications. Harmony includes intelligent connected products and edge terminals that visualize, gather and process data, enabling informed operator decisions

Explore our offer

- [Harmony Push Buttons and Switches](#)
- [Harmony HMI Operator Terminals, IPC and EdgeBox](#)
- [Harmony Signaling Devices](#)
- [Harmony Electrical Relays](#)
- [Harmony Safety](#)

Life Is On

Schneider
Electric

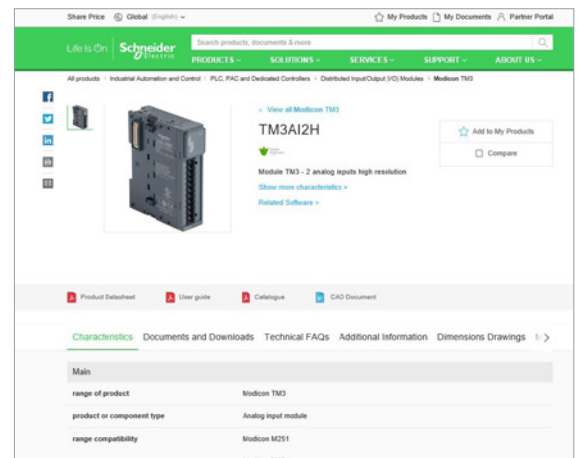
Quick access to product information

Get technical information about your product

References

Modicon TM3
I/O expansion modules for Modicon controllers
Analog I/O modules

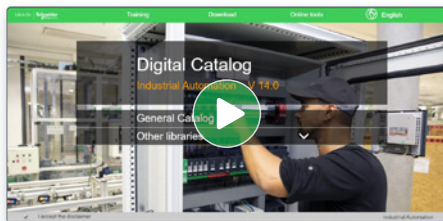
Number and type of channels	Input range	Output range	Resolution	Input terminal (Modicon TM3)	Reference	Weight
2 enhancement inputs	-10...+10 VDC 0...20 mA, 4...20 mA	10 mA or 10 mA + sign	12 bits or 12 bits + sign	Terminal 2 Terminal 3	TM3AI2H TM3AI2H	0,110 0,230
4 enhancement inputs	-10...+10 VDC 0...20 mA, 4...20 mA	10 mA or 10 mA + sign	12 bits or 12 bits + sign	Terminal 1 Terminal 2 Terminal 3 Terminal 4	TM3AI4H TM3AI4H	0,150 0,240 0,150 0,230
4 differential temperature inputs	Thermocouples (J, K, N, S, T, E, C) RTDs (Pt100, Ni100, Pt1000, Ni1000)	10 mA or 10 mA + sign	12 bits or 12 bits + sign	Terminal 1 Terminal 2 Terminal 3 Terminal 4	TM3AI4T TM3AI4T	0,150 0,240 0,150 0,230
4 differential temperature inputs	Thermocouples (J, K, N, S, T, E, C) RTDs (Pt100, Ni100, Pt1000, Ni1000)	10 mA or 10 mA + sign	12 bits or 12 bits + sign	Terminal 1 Terminal 2 Terminal 3 Terminal 4	TM3AI4T TM3AI4T	0,150 0,240 0,150 0,230
2 enhancement inputs	-10...+10 VDC	10 mA or 10 mA + sign	12 bits or 12 bits + sign	Terminal 2 Terminal 3	TM3AI2H TM3AI2H	0,110 0,230



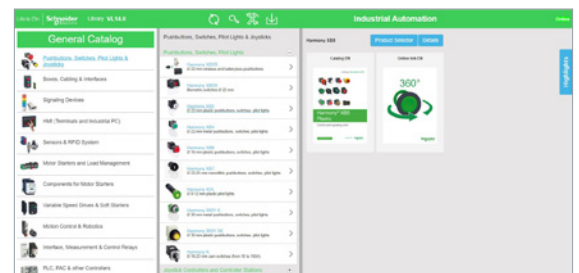
Each commercial reference presented in a catalog contains a hyperlink. Click on it to obtain the technical information of the product:

- Characteristics, Dimensions and drawings, Mounting and clearance, Connections and schemas, Performance curves
- Product image, Instruction sheet, User guide, Product certifications, End of life manual

Find your catalog



- > With just 3 clicks, you can access the Industrial Automation and Control catalogs, in both English and French
- > Consult digital automation catalogs at [Digi-Cat Online](#)

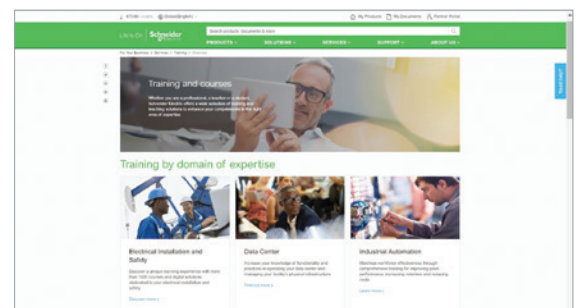


- Up-to-date catalogs
- Embedded product selectors, 360° pictures
- Optimized search by commercial references

Select your training



- > Find the right [Training](#) for your needs on our Global website
- > Locate the training center with the selector tool, using this [link](#)



General contents

Harmony XAP, XB2SL control stations and enclosures

Selection guide	page 2
■ Presentation	page 4
■ References	
□ Die-cast metal enclosures XAPD and XAPK.....	page 7
□ Die-cast metal enclosures XAPO and XAPG	page 8
□ Equivalent product table between XAPM/J/R/G and XAPD/K/O	page 9
□ Die-cast metal enclosures XB2SL.....	page 15
□ Flush-mounting enclosures XAPE	page 15
□ Polyester enclosures XAPA	page 16
□ Key operated control stations XAPS	page 17
■ Product reference index	page 18

Type of applications	All applications	
Enclosures	Plastic	Glass-reinforced polyester
	Complete stations and separate components for customer assembly	Empty insulated enclosures



Main feature	Pre-drilled control stations		Pre-drilled or undrilled enclosures
Associated control and signaling units	Harmony XB5 with plastic bezel		Harmony XB7, monolithic, plastic Harmony XB4 with metal bezel Harmony XB5 with plastic bezel
Number of cut-outs for Ø 22 control and signaling units	1, 2, 3, 4 or 5	1, 2 or 3 (complete stations) 1, 2, 3, 4 or 5 (empty enclosures)	1, 2 or 3 1, 2, 4, 8 or 16
Material	Polycarbonate		ABS Glass-reinforced polyester
Color	Yellow lid Light gray base	Dark gray lid Light gray base	Light gray or yellow lid Light gray base Coloured gray throughout
Degree of protection	IP66, IP67, IP69, IP69K		IP54 IP65, IP69, IP69K
Function	Emergency Stop or Emergency switching off	Start or Stop Start-Stop with pilot light Motion control	According to equipment fitted: <input type="checkbox"/> Start or Stop <input type="checkbox"/> Start-Stop with pilot light <input type="checkbox"/> Motion control <input type="checkbox"/> Emergency stop
Cable entries	Knock-outs (CM12)		Knock-outs (ISO 20) Undrilled
Type references	XALK	XALD	XALE XAPA

All applications		Specific applications		
Metal	Metal front plate, insulated protective rear cover	Plastic		Metal
Empty enclosures	Empty, flush mounting enclosures: front plate + rear cover	Control stations for severe environments	Lift inspection stations	Key operated control stations



Pre-drilled enclosures	Pre-drilled or undrilled enclosures	Pre-drilled front plates & rear covers	Pre-drilled empty control stations	Pre-drilled empty enclosures or fitted stations	Fitted stations
Harmony XB4 with metal bezel Harmony XB5 with plastic bezel			Harmony XB5 with plastic bezel	Harmony XB5 or XB7 with plastic bezel	With key lock
8, 16, 24, 30 or 40	1, 2, 3, 4, 6, 8 or 10	1, 2, 3, 4 or 5	1, 2, 3, 4 or 5	1, 2, 3, 4, 5 or 6 with or without power socket	-
Aluminium alloy or sheet steel	Zinc or aluminium alloy	Front plate: brushed aluminium Rear cover: polystyrene	Mineral reinforced polyamide	Polycarbonate	Zinc alloy
Blue lid and base	XAPD, XAPG: Grey lid & base XAPK: Yellow lid & base XAPO: Orange lid & base	Unpainted aluminium	Black lid Black base	Yellow lid Light gray base	Gray
IP54	IP65, IP66, IP69		IP66, IP67, IP69, IP69K	IP44 (with power socket) IP55 or IP66 depending on model	IP54
According to equipment fitted: <input type="checkbox"/> Start or Stop <input type="checkbox"/> Start-Stop with pilot light <input type="checkbox"/> Motion control <input type="checkbox"/> Emergency stop					Start-Stop
<input type="checkbox"/> Tapped entries for cable-glands <input type="checkbox"/> or undrilled	Tapped entries for cable-glands	Knock-outs (with protective rear cover)	Two ISO 20 open entries	<input type="checkbox"/> Knock-outs (CM12) <input type="checkbox"/> or undrilled	Tapped for cable-glands
XB2SL	XAPD, XAPK, XAPG, XAPO	XAPE	XALG	XALF	XAPS

Control stations and enclosures

Metal control stations XAPD and XAPK
 Undrilled or with cut-outs for Ø 22 and Ø 30 control
 and signaling
 Stations for customer assembly: empty enclosures



Flush mounted function



Combination of standard and E-Stop functions



30 x 50 mm legend holders



Customized products

General

This metal range of enclosure is proposed to meet various applications where robustness is a top priority and can be used with both XB4 and XB5 series (including flush mounted functions).

Die-cast metal enclosures XAPD, XAPK, XAPO and XAPG

XAP enclosures original material: aluminium or zinc alloy. In order to adapt to specific applications, special treatments can be obtained on request.

Stations for customer assemblies

It is possible to assemble stations with 1 to 10 heads, each of which can be combined with 3 electrical blocks (contact or light)

The XAP range offers a wide choice of head types for:

- Spring return pushbuttons, either marked or unmarked
- Spring return mushroom head pushbuttons
- Latching mushroom head pushbuttons
- Selector switches with standard or long handle and key switches
- Toggle switches
- Pilot lights
- Illuminated spring return pushbuttons
- Illuminated selector switches with standard handle

Accessories for heads

Markings can be customised by using legend holders which can either be fitted with pre-marked legends or legends engraved by the user.

One line and two lines legend plates can be mounted vertically or horizontally.

Customization

- Markings on pushbutton, illuminated pushbuttons, and pilot lights caps
- Markings on accessories, like legend plates and legend panels
- Color plated bezel pushbuttons

Material and colors

Enclosures have the following colors:

- XAPD : Grey (RAL7035) base and lid
- XAPK : Yellow (RAL1004) base and lid
- XAPO : Orange (RAL2008) base and lid
- XAPG : Grey (RAL7032) base and lid

Environment

- Protection degree: up to IP66, IP67, IP69 (conforming to standard EN/IEC 60529 and EN/IEC 60947-5-1) and type 4X
- Ambient air temperature for operation: -25 to +70°C
- Products certifications:
 - UL (depending on references)
 - cULus (depending on references)
 - CSA (depending on references)
 - EAC
- Electric shock protection: class I conforming to standard EN/IEC 61140
- Mechanical shock protection level: Up to IK07 conforming to standard EN/IEC 62262

Connection

- Tapped ISO for cable glands, with 1 to 10 cut-outs

Control stations and enclosures

Polyester, metal and flush mounting enclosures

Undrilled or with cut-outs for Ø 22 control and signaling units

General

4 ranges of enclosures are presented here below and allow to meet various applications. The main functions of these enclosures are: On, Off, Start-Stop, Emergency stop and Motion control.

Metal enclosures XB2SL

XB2SL enclosures original material: aluminium alloy (color: Blue). In order to adapt to specific applications, special treatments can be obtained on request.

Environment

- Protection degree: IP 54 (conforming to standard EN/IEC 60529)
- Electric shock protection: class I conforming to standard EN/IEC 61140.

Connection

- Tapped entries for cable glands (8 to 40 cut-outs)

Flush mounting enclosures XAPE

Flush mounting enclosures XAPE offer a good resistance to organic acids, diluted mineral acids, salts, alcohol, acetone, chloride and fluoride solvents, oils and petrols.

They involve:

- An anodised aluminium front plate, not painted, with 1 to 5 cut-outs,
- An insulated protective rear cover.

Environment

- Protection degree: IP 65 (conforming to standard EN/IEC 60529)
- Electric shock protection: class I conforming to standard EN/IEC 61140.

Connection

Connection can be made through knock-out cable entries.

Insulated enclosures XAPA, glass-reinforced polyester

Insulated enclosures XAPA, in glass-reinforced polyester (color: Grey), are highly resistant to acids, bases, sea water, mineral salts, all solvents, petrol, diesel, oils and greases.

Environment

- Protection degree: IP 65 (conforming to standard EN/IEC 60529)
- Products certifications: IEC (all models) and UL, CSA (depending on model)
- Electric shock protection: class II conforming to standard EN/IEC 61140.

Connection

- Pre-drilled enclosures with 1 to 16 cut-outs
- Or enclosures supplied with undrilled cable entries.

General

Operating principle

XAPS control stations are fitted with a key operated lock and are designed to provide a starting or authorisation sequence by using the key. These control stations are supplied with 2 keys.
To prevent unauthorised operation (shorting of the contact block) or tampering, the stations are fitted with a special lock featuring a pre-determined key position (other than its withdrawal position) that only allows removal of the front cover by the key holder.

Environment

- Protection degree:
 - IP 54 conforming to standard IEC 60529,
 - IK 08 conforming to standard EN 50102.
- Conformity to standards: EN/IEC 60947-5-1.
- Electric shock protection: class I conforming to standard EN/IEC 61140.

Connection

- Screw clamp terminals (cross head screws slotted for 4 and 5.5 mm/*0.16 and 0.22 in.* screwdrivers).
- Cable entries:
 - 1 tapped entry for cable gland
 - 1 entry through the rear (\varnothing 17 mm/ \varnothing *0.67 in.* knock-out), with rubber cable grommet.

Control stations and enclosures

Metal control stations XAPD and XAPK

Undrilled or with cut-outs for Ø 22 and Ø 30 control and signaling

Stations for customer assembly: empty enclosures



XAPD11




XAPD2203




XAPD1601



XAPD2504



XAPD3503



XAPD4508



XAPK1201

Die-cast metal enclosures XAPD (grey "RAL 7035" lid and base)										
Description	Dimensions w x h x d mm/in.	Cable gland hole (ISO standard)	Number of cut-outs	Number of rows		Cut-out diameter mm/in.	Cut-out distance between rows mm/in.		Reference	Weight kg/lb
				Vertical	Horizontal		Vertical	Horizontal		
Zinc alloy Usable depth 49 mm/ 1.93 in.	80 x 80 x 51.5/ 3.15 x 3.15 x 2.03 (2)	M20 (x2)	0	0	0	–	–	–	XAPD11	0.460/1.014
			1	1	1	22/0.87	–	–	XAPD1201	0.455/1.003
			2	2	1	22/0.87	30/1.18	–	XAPD1202	0.450/0.992
			0	0	0	–	–	–	XAPD21	0.620/1.367
			2	1	2	22/0.87	–	50/1.97	XAPD2202	0.610/1.345
			3	1	3	22/0.87	–	30/1.18	XAPD2203	0.605/1.334
Zinc alloy Usable depth 74.5 mm/ 2.93 in.	80 x 130 x 51.5/ 3.15 x 5.12 x 2.03 (2)	M20 (x2)	4	2	2	22/0.87	30/1.18	40/1.57	XAPD2204	0.600/1.323
			0	0	0	–	–	–	XAPD31	0.900/1.984
			3	1	3	22/0.87	–	50/1.97	XAPD3203	0.870/1.918
			4	1	4	22/0.87	–	30/1.18	XAPD3204	0.860/1.896
			6	2	3	22/0.87	30/1.18	40/1.57	XAPD3206	0.850/1.874
			0	0	0	–	–	–	XAPD14	0.610/1.345
Zinc alloy Usable depth 74.5 mm/ 2.93 in.	80 x 80 x 77/ 3.15 x 3.15 x 3.03 (2)	M20 (x2)	1	1	1	22/0.87	–	–	XAPD1501	0.605/1.333
			2	2	1	22/0.87	30/1.18	–	XAPD1502	0.600/1.322
			1	1	1	30/1.18 (1)	–	–	XAPD1601	0.605/1.333
			0	0	0	–	–	–	XAPD24	0.830/1.830
			2	1	2	22/0.87	–	50/1.97	XAPD2502	0.820/1.808
			3	1	3	22/0.87	–	30/1.18	XAPD2503	0.815/1.797
Zinc alloy Usable depth 74.5 mm/ 2.93 in.	80 x 130 x 77/ 3.15 x 5.12 x 3.03 (2)	M20 (x2)	4	2	2	22/0.87	30/1.18	40/1.57	XAPD2504	0.810/1.786
			2	1	2	30/1.18 (1)	–	45/1.77	XAPD2602	0.815/1.797
			0	0	0	–	–	–	XAPD34	1.160/2.557
			3	1	3	22/0.87	–	50/1.97	XAPD3503	1.145/2.524
			4	1	4	22/0.87	–	30/1.18	XAPD3504	1.140/2.513
			6	2	3	22/0.87	30/1.18	40/1.57	XAPD3506	1.130/2.491
Zinc alloy Usable depth 74.5 mm/ 2.93 in.	80 x 175 x 77/ 3.15 x 6.89 x 3.03	M25 (x2)	3	1	3	30/1.18 (1)	–	45/1.77	XAPD3603	1.140/2.513
			0	0	0	–	–	–	XAPD44	1.410/3.108
			4	1	4	22/0.87	–	50/1.97	XAPD4504	1.390/3.064
			5	1	5	22/0.87	–	30/1.18	XAPD4505	1.385/3.053
			6	1	6	22/0.87	–	30/1.18	XAPD4506	1.380/3.042
			8	2	4	22/0.87	30/1.18	40/1.57	XAPD4508	1.370/3.020
Aluminium Usable depth 74.5 mm/ 3.03 in.	80 x 220 x 77/ 3.15 x 8.66 x 3.03	M25 (x1)	4	1	4	30/1.18 (1)	–	45/1.77	XAPD4604	1.385/3.053
			0	0	0	–	–	–	XAPD54	0.850/1.874
			5	1	5	22/0.87	–	50/1.97	XAPD5505	0.830/1.830
			8	1	8	22/0.87	–	30/1.18	XAPD5508	0.810/1.786
			10	2	5	22/0.87	30/1.18	50/1.97	XAPD5510	0.800/1.764
			6	1	6	30/1.18 (1)	–	45/1.77	XAPD5606	0.810/1.786

Die-cast metal enclosures XAPK (yellow "RAL 1004" lid and base)										
Description	Dimensions w x h x d mm/in.	Cable gland hole (ISO standard)	Number of cut-outs	Number of rows		Cut-out diameter mm/in.	Cut-out distance between rows mm/in.		Reference	Weight kg/lb
				Vertical	Horizontal		Vertical	Horizontal		
Zinc alloy Usable depth 49 mm/ 1.93 in.	80 x 80 x 51.5/ 3.15 x 3.15 x 2.03 (2)	M20 (x2)	0	0	0	–	–	–	XAPK11	0.530/1.168
			1	1	1	22/0.87	–	–	XAPK1201	0.520/1.146
Zinc alloy Usable depth 74.5 mm/ 2.93 in.	80 x 80 x 77/ 3.15 x 3.15 x 3.03 (2)	M20 (x2)	0	0	0	–	–	–	XAPK14	0.610/1.345
			1	1	1	22/0.87	–	–	XAPK1501	0.600/1.323

(1) Cut-out diameter, with notch.


(2) UL/cULus/CSA certified.

Control stations and enclosures

Metal control stations XAPO and XAPG

Undrilled or with cut-outs for Ø 22 and Ø 30 control and signaling

Stations for customer assembly: empty enclosures



Die-cast metal enclosures XAPO (orange "RAL 2008" lid and base)										
Description	Dimensions w x h x d mm/in.	Cable gland hole (ISO standard)	Number of cut-outs	Number of rows		Cut-out diameter mm/in.	Cut-out distance between rows mm/in.		Reference	Weight kg/lb
				Vertical	Horizontal		Vertical	Horizontal		
Zinc alloy Usable depth 74.5 mm/ 2.93 in.	80 x 80 x 77/ 3.15 x 3.15 x 3.03	M20 (x2)	1	1	1	22/0.87	–	–	XAPO1501	0.730/1.609
	(2)		1	1	1	30/1.18 (1)	–	–	XAPO1601	0.730/1.609
	80 x 130 x 77/ 3.15 x 5.12 x 3.03	M20 (x2)	2	1	2	22/0.87	–	50/1.97	XAPO2502	0.937/2.066
			2	1	2	30/1.18 (1)	–	45/1.77	XAPO2602	0.937/2.066
	80 x 175 x 77/ 3.15 x 6.89 x 3.03	M25 (x2)	3	1	3	22/0.87	–	50/1.97	XAPO3503	1.302/2.870
			4	1	4	22/0.87	–	30/1.18	XAPO3504	1.307/2.881
			3	1	3	30/1.18 (1)	–	45/1.77	XAPO3603	1.292/2.848
	80 x 220 x 77/ 3.15 x 8.66 x 3.03	M25 (x1)	6	1	6	22/0.87	–	30/1.18	XAPO4506	1.550/3.417
4			1	4	30/1.18 (1)	–	45/1.77	XAPO4604	1.529/3.371	

Die-cast metal enclosures XAPG (grey "RAL 7032" lid and base) (3)										
Description	Dimensions w x h x d mm/in.	Cable gland hole (ISO standard)	Number of cut-outs	Number of rows		Cut-out diameter mm/in.	Cut-out distance between rows mm/in.		Reference	Weight kg/lb
				Vertical	Horizontal		Vertical	Horizontal		
Zinc alloy Usable depth 49 mm/ 1.93 in.	80 x 80 x 51.5/ 3.15 x 3.15 x 2.03	3/4 NPT (x1)	0	0	0	–	–	–	XAPG19100	0.460/1.014
			1	1	1	22/0.87	–	–	XAPG19201	0.524/1.155
			2	2	1	22/0.87	30/1.18	–	XAPG19702	0.516/1.137
	80 x 130 x 51.5/ 3.15 x 5.12 x 2.03	3/4 NPT (x1)	0	0	0	–	–	–	XAPG29100	0.620/1.367
			2	1	2	22/0.87	–	40/1.57	XAPG29202	0.610/1.345
			3	1	3	22/0.87	–	30/1.18	XAPG29703	0.605/1.334
	80 x 175 x 51.5/ 3.15 x 6.89 x 2.03	3/4 NPT (x1)	0	0	0	–	–	–	XAPG39100	0.900/1.984
			3	1	3	22/0.87	–	40/1.57	XAPG39203	0.870/1.918
			4	1	4	22/0.87	–	30/1.18	XAPG39704	0.860/1.896
Zinc alloy Usable depth 74.5 mm/ 2.93 in.	80 x 80 x 77/ 3.15 x 3.15 x 3.03	3/4 NPT (x1)	0	0	0	–	–	–	XAPG19400	0.610/1.345
			1	1	1	22/0.87	–	–	XAPG19501	0.734/1.618
			1	1	1	30/1.18 (1)	–	–	XAPG19601	0.725/1.598
			2	2	1	22/0.87	30/1.18	–	XAPG19802	0.724/1.596
	80 x 130 x 77/ 3.15 x 5.12 x 3.03	3/4 NPT (x1)	0	0	0	–	–	–	XAPG29400	0.830/1.830
			2	1	2	22/0.87	–	40/1.57	XAPG29502	0.820/1.808
			2	1	2	30/1.18 (1)	–	50/1.97	XAPG29602	0.815/1.797
			3	1	3	22/0.87	–	30/1.18	XAPG29803	0.815/1.797
	80 x 175 x 77/ 3.15 x 6.89 x 3.03	3/4 NPT (x1)	0	0	0	–	–	–	XAPG39400	1.160/2.557
			3	1	3	22/0.87	–	40/1.57	XAPG39503	1.145/2.524
			4	1	4	22/0.87	–	30/1.18	XAPG39804	1.140/2.513
	80 x 220 x 77/ 3.15 x 8.66 x 3.03	3/4 NPT (x1)	0	0	0	–	–	–	XAPG49400	1.410/3.108
			4	1	4	22/0.87	–	40/1.57	XAPG49504	1.390/3.064
Aluminium Usable depth 74.5 mm/ 3.03 in.	85 x 310 x 77/ 3.35 x 12.20 x 3.03	3/4 NPT (x1)	0	0	0	–	–	–	XAPG59400	0.850/1.874
			5	1	5	22/0.87	–	40/1.57	XAPG59505	0.830/1.830

(1) Cut-out diameter, with notch.
 (2) UL/cULus/CSA certified.
 (3) UL/CSA certified.

Control stations and enclosures

Metal control stations

Undrilled or with cut-outs for Ø 22 and Ø 30 control and signaling

Stations for customer assembly: empty enclosures

Equivalent product table between XAPM/J/R/G control stations and XAPD/K/O control stations			
Previous ranges XAPM/J/R/G	Current ranges XAPD/K/O	Major color difference	Other differences, if any
XAPJ11	XAPK11	Yellow RAL 1004 base	M20 output cable gland
XAPJ11H29	XAPK11	Yellow RAL 1004 base	-
XAPJ1201	XAPK1201	Yellow RAL 1004 base	M20 output cable gland
XAPJ1201H29	XAPK1201	Yellow RAL 1004 base	-
XAPJ14	XAPK14	Yellow RAL 1004 base	M20 output cable gland
XAPJ14H29	XAPK14	Yellow RAL 1004 base	-
XAPJ1501	XAPK1501	Yellow RAL 1004 base	M20 output cable gland
XAPJ1501H29	XAPK1501	Yellow RAL 1004 base	-
XAPJ1601	XAPK14	Yellow RAL 1004 base	Drill a 30 mm with notch, M20 output cable gland
XAPJ1601H29	XAPK14	Yellow RAL 1004 base	Drill a 30 mm with notch
XAPJ34	XAPD34	Grey RAL 7035 lid and base	Use configuration tool with legend panel, M25 output cable gland
XAPJ3802	XAPD34	Grey RAL 7035 lid and base	Use configuration tool with legend panel, drill a 30 mm with notch, use M25 output cable gland
XAPM11	XAPD11	Grey RAL 7035 lid and base	M20 output cable gland
XAPM1100	XAPD11	Grey RAL 7035 lid and base	Use a second blanking plug
XAPM11H29	XAPD11	Grey RAL 7035 lid and base	-
XAPM1201	XAPD1201	Grey RAL 7035 lid and base	M20 output cable gland
XAPM1201H2	XAPD1201	Grey RAL 7035 lid and base	M20 output cable gland
XAPM1201H29	XAPD1201	Grey RAL 7035 lid and base	-
XAPM1201H6	XAPD1201	Grey RAL 7035 lid and base	M20 output cable gland
XAPM1201H7	XAPD1201	Grey RAL 7035 lid and base	M20 output cable gland
XAPM1202	XAPD1202	Grey RAL 7035 lid and base	M20 output cable gland
XAPM1202H2	XAPD1202	Grey RAL 7035 lid and base	M20 output cable gland
XAPM1202H29	XAPD1202	Grey RAL 7035 lid and base	-
XAPM14	XAPD14	Grey RAL 7035 lid and base	M20 output cable gland
XAPM1400	XAPD14	Grey RAL 7035 lid and base	Use a second blanking plug
XAPM14H2	XAPD14	Grey RAL 7035 lid and base	M20 output cable gland
XAPM14H29	XAPD14	Grey RAL 7035 lid and base	-
XAPM1501	XAPD1501	Grey RAL 7035 lid and base	M20 output cable gland
XAPM1501H2	XAPD1501	Grey RAL 7035 lid and base	M20 output cable gland
XAPM1501H29	XAPD1501	Grey RAL 7035 lid and base	-
XAPM1502	XAPD1502	Grey RAL 7035 lid and base	M20 output cable gland
XAPM1502H2	XAPD1502	Grey RAL 7035 lid and base	M20 output cable gland
XAPM1502H29	XAPD1502	Grey RAL 7035 lid and base	-
XAPM1601	XAPD1601	Grey RAL 7035 lid and base	M20 output cable gland
XAPM1601H2	XAPD1601	Grey RAL 7035 lid and base	M20 output cable gland
XAPM1601H29	XAPD1601	Grey RAL 7035 lid and base	-
XAPM21	XAPD21	Grey RAL 7035 lid and base	M20 output cable gland
XAPM2100	XAPD21	Grey RAL 7035 lid and base	Use a second blanking plug
XAPM21H29	XAPD21	Grey RAL 7035 lid and base	-
XAPM2202	XAPD2202	Grey RAL 7035 lid and base	M20 output cable gland, 50 mm between holes instead of 40 mm
XAPM2202H2	XAPD2202	Grey RAL 7035 lid and base	M20 output cable gland, 50 mm between holes instead of 40 mm
XAPM2202H29	XAPD2202	Grey RAL 7035 lid and base	50 mm between holes instead of 40 mm
XAPM2203	XAPD2203	Grey RAL 7035 lid and base	M20 output cable gland
XAPM2203H2	XAPD2203	Grey RAL 7035 lid and base	M20 output cable gland
XAPM2203H29	XAPD2203	Grey RAL 7035 lid and base	-
XAPM2204	XAPD2204	Grey RAL 7035 lid and base	M20 output cable gland
XAPM2204H2	XAPD2204	Grey RAL 7035 lid and base	M20 output cable gland
XAPM2204H29	XAPD2204	Grey RAL 7035 lid and base	50 mm between holes instead of 40 mm
XAPM24	XAPD24	Grey RAL 7035 lid and base	M20 output cable gland
XAPM2400	XAPD24	Grey RAL 7035 lid and base	Use a second blanking plug
XAPM24H29	XAPD24	Grey RAL 7035 lid and base	-
XAPM2502	XAPD2502	Grey RAL 7035 lid and base	M20 output cable gland, 50 mm between holes instead of 40 mm
XAPM2502H2	XAPD2502	Grey RAL 7035 lid and base	M20 output cable gland, 50 mm between holes instead of 40 mm
XAPM2502H29	XAPD2502	Grey RAL 7035 lid and base	50 mm between holes instead of 40 mm
XAPM2503	XAPD2503	Grey RAL 7035 lid and base	M20 output cable gland
XAPM2503H2	XAPD2503	Grey RAL 7035 lid and base	M20 output cable gland
XAPM2503H29	XAPD2503	Grey RAL 7035 lid and base	-

Metal control stations

Undrilled or with cut-outs for Ø 22 and Ø 30 control and signaling

Stations for customer assembly: empty enclosures

Equivalent product table between XAPM/J/R/G control stations and XAPD/K/O control stations

Previous ranges XAPM/J/R/G	Current ranges XAPD/K/O	Major color difference	Other differences, if any
XAPM2504	XAPD2504	Grey RAL 7035 lid and base	M20 output cable gland
XAPM2504H29	XAPD2504	Grey RAL 7035 lid and base	-
XAPM2602	XAPD2602	Grey RAL 7035 lid and base	M20 output cable gland
XAPM2602H2	XAPD2602	Grey RAL 7035 lid and base	M20 output cable gland
XAPM2602H29	XAPD2602	Grey RAL 7035 lid and base	-
XAPM31	XAPD31	Grey RAL 7035 lid and base	M25 output cable gland
XAPM3100	XAPD31	Grey RAL 7035 lid and base	Use a second blanking plug
XAPM31H29	XAPD31	Grey RAL 7035 lid and base	-
XAPM3203	XAPD3203	Grey RAL 7035 lid and base	M25 output cable gland, 50 mm between holes instead of 40 mm
XAPM3203H2	XAPD3203	Grey RAL 7035 lid and base	M25 output cable gland, 50 mm between holes instead of 40 mm
XAPM3203H29	XAPD3203	Grey RAL 7035 lid and base	50 mm between holes instead of 40 mm
XAPM3203H6	XAPD3203	Grey RAL 7035 lid and base	M25 output cable gland, 50 mm between holes instead of 40 mm
XAPM3204	XAPD3204	Grey RAL 7035 lid and base	M25 output cable gland
XAPM3204H2	XAPD3204	Grey RAL 7035 lid and base	M25 output cable gland
XAPM3204H29	XAPD3204	Grey RAL 7035 lid and base	-
XAPM3204H6	XAPD3204	Grey RAL 7035 lid and base	M25 output cable gland
XAPM3206	XAPD3206	Grey RAL 7035 lid and base	M25 output cable gland
XAPM3206H2	XAPD3206	Grey RAL 7035 lid and base	M25 output cable gland
XAPM3206H29	XAPD3206	Grey RAL 7035 lid and base	-
XAPM34	XAPD34	Grey RAL 7035 lid and base	M25 output cable gland
XAPM3400	XAPD34	Grey RAL 7035 lid and base	Use a second blanking plug
XAPM34H2	XAPD34	Grey RAL 7035 lid and base	M25 output cable gland
XAPM34H29	XAPD34	Grey RAL 7035 lid and base	-
XAPM3503	XAPD3503	Grey RAL 7035 lid and base	M25 output cable gland, 50 mm between holes instead of 40 mm
XAPM3503H2	XAPD3503	Grey RAL 7035 lid and base	M25 output cable gland, 50 mm between holes instead of 40 mm
XAPM3503H29	XAPD3503	Grey RAL 7035 lid and base	50 mm between holes instead of 40 mm
XAPM3504	XAPD3504	Grey RAL 7035 lid and base	M25 output cable gland
XAPM3504H2	XAPD3504	Grey RAL 7035 lid and base	M25 output cable gland
XAPM3504H29	XAPD3504	Grey RAL 7035 lid and base	-
XAPM3506	XAPD3506	Grey RAL 7035 lid and base	M25 output cable gland
XAPM3506H2	XAPD3506	Grey RAL 7035 lid and base	M25 output cable gland
XAPM3506H29	XAPD3506	Grey RAL 7035 lid and base	-
XAPM3603	XAPD3603	Grey RAL 7035 lid and base	M25 output cable gland
XAPM3603H2	XAPD3603	Grey RAL 7035 lid and base	M25 output cable gland
XAPM3603H29	XAPD3603	Grey RAL 7035 lid and base	-
XAPM3802	XAPD2602	Grey RAL 7035 lid and base	M20 output cable gland, box height 130mm instead of 175
XAPM44	XAPD44	Grey RAL 7035 lid and base	M25 output cable gland
XAPM4400	XAPD44	Grey RAL 7035 lid and base	Use a second blanking plug
XAPM44H2	XAPD44	Grey RAL 7035 lid and base	M25 output cable gland
XAPM44H29	XAPD44	Grey RAL 7035 lid and base	-
XAPM4504	XAPD4504	Grey RAL 7035 lid and base	M25 output cable gland, 50 mm between holes instead of 40 mm
XAPM4504H2	XAPD4504	Grey RAL 7035 lid and base	M25 output cable gland, 50 mm between holes instead of 40 mm
XAPM4505	XAPD4505	Grey RAL 7035 lid and base	M25 output cable gland
XAPM4506	XAPD4506	Grey RAL 7035 lid and base	M25 output cable gland
XAPM4506H2	XAPD4506	Grey RAL 7035 lid and base	M25 output cable gland
XAPM4506H29	XAPD4506	Grey RAL 7035 lid and base	-
XAPM4508	XAPD4508	Grey RAL 7035 lid and base	M25 output cable gland
XAPM4508H2	XAPD4508	Grey RAL 7035 lid and base	M25 output cable gland
XAPM4508H29	XAPD4508	Grey RAL 7035 lid and base	-
XAPM4604	XAPD4604	Grey RAL 7035 lid and base	M25 output cable gland
XAPM4604H2	XAPD4604	Grey RAL 7035 lid and base	M25 output cable gland
XAPM4604H29	XAPD4604	Grey RAL 7035 lid and base	-
XAPM54	XAPD54	Grey RAL 7035 lid and base	M32 output cable gland
XAPM5400	XAPD54	Grey RAL 7035 lid and base	Use a second blanking plug
XAPM54H29	XAPD54	Grey RAL 7035 lid and base	-
XAPM5508	XAPD5508	Grey RAL 7035 lid and base	M32 output cable gland
XAPM5508H29	XAPD5508	Grey RAL 7035 lid and base	-

Metal control stations

Undrilled or with cut-outs for Ø 22 and Ø 30 control and signaling

Stations for customer assembly: empty enclosures

Equivalent product table between XAPM/J/R/G control stations and XAPD/K/O control stations			
Previous ranges XAPM/J/R/G	Current ranges XAPD/K/O	Major color difference	Other differences, if any
XAPM5512	XAPD5510	Grey RAL 7035 lid and base	M32 output cable gland, 50 mm between holes instead of 40 mm, 2 x 5 holes instead of 2 x 6
XAPM5512H29	XAPD5510	Grey RAL 7035 lid and base	50 mm between holes instead of 40 mm, 2 x 5 holes instead of 2 x 6
XAPM5606	XAPD5606	Grey RAL 7035 lid and base	M32 output cable gland
XAPM5606H29	XAPD5606	Grey RAL 7035 lid and base	-
XAPH1201	XAPK1201	Yellow RAL 1004 base	M20 output cable gland
XAPH1201H29	XAPK1201	Yellow RAL 1004 base	-
XAPH1501	XAPK1501	Yellow RAL 1004 base	M20 output cable gland
XAPH1601	XAPK14	Yellow RAL 1004 base	Drill a 30 mm with notch, M20 output cable gland
XAPG11	XAPD11	Grey RAL 7035 lid and base	M20 output cable gland
XAPG1201	XAPD1201	Grey RAL 7035 lid and base	M20 output cable gland
XAPG1202	XAPD1202	Grey RAL 7035 lid and base	M20 output cable gland
XAPG14	XAPD14	Grey RAL 7035 lid and base	M20 output cable gland
XAPG1501	XAPD1501	Grey RAL 7035 lid and base	M20 output cable gland
XAPG1502	XAPD1502	Grey RAL 7035 lid and base	M20 output cable gland
XAPG1601	XAPD1601	Grey RAL 7035 lid and base	M20 output cable gland
XAPG2202	XAPD2202	Grey RAL 7035 lid and base	M20 output cable gland, 50 mm between holes instead of 40 mm
XAPG2203	XAPD2203	Grey RAL 7035 lid and base	M20 output cable gland
XAPG24	XAPD24	Grey RAL 7035 lid and base	M20 output cable gland
XAPG2502	XAPD2502	Grey RAL 7035 lid and base	M20 output cable gland, 50 mm between holes instead of 40 mm
XAPG2503	XAPD2503	Grey RAL 7035 lid and base	M20 output cable gland
XAPG2504	XAPD2504	Grey RAL 7035 lid and base	M20 output cable gland, 50 mm between holes instead of 40 mm
XAPG31	XAPD31	Grey RAL 7035 lid and base	M25 output cable gland
XAPG3203	XAPD3203	Grey RAL 7035 lid and base	M25 output cable gland, 50 mm between holes instead of 40 mm
XAPG34	XAPD34	Grey RAL 7035 lid and base	M25 output cable gland
XAPG3503	XAPD3503	Grey RAL 7035 lid and base	M25 output cable gland, 50 mm between holes instead of 40 mm
XAPG3504	XAPD3504	Grey RAL 7035 lid and base	M25 output cable gland
XAPG3506	XAPD3506	Grey RAL 7035 lid and base	M25 output cable gland, 50 mm between holes instead of 40 mm
XAPG3603	XAPD3603	Grey RAL 7035 lid and base	M25 output cable gland
XAPG3802	XAPD2602	Grey RAL 7035 lid and base	M20 output cable gland, box height 130mm instead of 175
XAPG44	XAPD44	Grey RAL 7035 lid and base	M25 output cable gland
XAPG4506	XAPD4506	Grey RAL 7035 lid and base	M25 output cable gland
XAPG4508	XAPD4508	Grey RAL 7035 lid and base	M25 output cable gland, 50 mm between holes instead of 40 mm
XAPG4604	XAPD4604	Grey RAL 7035 lid and base	M25 output cable gland
XAPR1501	XAPO1501		M20 output cable gland
XAPR1601	XAPO1601		M20 output cable gland
XAPR2502	XAPO2502		M20 output cable gland, 50 mm between holes instead of 40 mm
XAPR3503	XAPO3503		M25 output cable gland, 50 mm between holes instead of 40 mm
XAPR3504	XAPO3504		M25 output cable gland
XAPR3603	XAPO3603		M25 output cable gland
XAPR3802	XAPO2602		M25 output cable gland
XAPR4506	XAPO4506		M25 output cable gland
XAPR4604	XAPO4604		M25 output cable gland
XAPM2503	XAPD2503	Grey RAL 7035 lid and base	M20 output cable gland
XAPM2503H2	XAPD2503	Grey RAL 7035 lid and base	M20 output cable gland
XAPM2503H29	XAPD2503	Grey RAL 7035 lid and base	-
XAPM2504	XAPD2504	Grey RAL 7035 lid and base	M20 output cable gland
XAPM2504H29	XAPD2504	Grey RAL 7035 lid and base	-
XAPM2602	XAPD2602	Grey RAL 7035 lid and base	M20 output cable gland
XAPM2602H2	XAPD2602	Grey RAL 7035 lid and base	M20 output cable gland
XAPM2602H29	XAPD2602	Grey RAL 7035 lid and base	-
XAPM31	XAPD31	Grey RAL 7035 lid and base	M25 output cable gland
XAPM3100	XAPD31	Grey RAL 7035 lid and base	Use a second blanking plug
XAPM31H29	XAPD31	Grey RAL 7035 lid and base	-

Metal control stations

Undrilled or with cut-outs for Ø 22 and Ø 30 control and signaling

Stations for customer assembly: empty enclosures

Equivalent product table between XAPM/J/R/G control stations and XAPD/K/O control stations

Previous ranges XAPM/J/R/G	Current ranges XAPD/K/O	Major color difference	Other differences, if any
XAPM3203	XAPD3203	Grey RAL 7035 lid and base	M25 output cable gland, 50 mm between holes instead of 40 mm
XAPM3203H2	XAPD3203	Grey RAL 7035 lid and base	M25 output cable gland, 50 mm between holes instead of 40 mm
XAPM3203H29	XAPD3203	Grey RAL 7035 lid and base	50 mm between holes instead of 40 mm
XAPM3203H6	XAPD3203	Grey RAL 7035 lid and base	M25 output cable gland, 50 mm between holes instead of 40 mm
XAPM3204	XAPD3204	Grey RAL 7035 lid and base	M25 output cable gland
XAPM3204H2	XAPD3204	Grey RAL 7035 lid and base	M25 output cable gland
XAPM3204H29	XAPD3204	Grey RAL 7035 lid and base	-
XAPM3204H6	XAPD3204	Grey RAL 7035 lid and base	M25 output cable gland
XAPM3206	XAPD3206	Grey RAL 7035 lid and base	M25 output cable gland
XAPM3206H2	XAPD3206	Grey RAL 7035 lid and base	M25 output cable gland
XAPM3206H29	XAPD3206	Grey RAL 7035 lid and base	-
XAPM34	XAPD34	Grey RAL 7035 lid and base	M25 output cable gland
XAPM3400	XAPD34	Grey RAL 7035 lid and base	Use a second blanking plug
XAPM34H2	XAPD34	Grey RAL 7035 lid and base	M25 output cable gland
XAPM34H29	XAPD34	Grey RAL 7035 lid and base	-
XAPM3503	XAPD3503	Grey RAL 7035 lid and base	M25 output cable gland, 50 mm between holes instead of 40 mm
XAPM3503H2	XAPD3503	Grey RAL 7035 lid and base	M25 output cable gland, 50 mm between holes instead of 40 mm
XAPM3503H29	XAPD3503	Grey RAL 7035 lid and base	50 mm between holes instead of 40 mm
XAPM3504	XAPD3504	Grey RAL 7035 lid and base	M25 output cable gland
XAPM3504H2	XAPD3504	Grey RAL 7035 lid and base	M25 output cable gland
XAPM3504H29	XAPD3504	Grey RAL 7035 lid and base	-
XAPM3506	XAPD3506	Grey RAL 7035 lid and base	M25 output cable gland
XAPM3506H2	XAPD3506	Grey RAL 7035 lid and base	M25 output cable gland
XAPM3506H29	XAPD3506	Grey RAL 7035 lid and base	-
XAPM3603	XAPD3603	Grey RAL 7035 lid and base	M25 output cable gland
XAPM3603H2	XAPD3603	Grey RAL 7035 lid and base	M25 output cable gland
XAPM3603H29	XAPD3603	Grey RAL 7035 lid and base	-
XAPM3802	XAPD2602	Grey RAL 7035 lid and base	M20 output cable gland, box height 130mm instead of 175
XAPM44	XAPD44	Grey RAL 7035 lid and base	M25 output cable gland
XAPM4400	XAPD44	Grey RAL 7035 lid and base	Use a second blanking plug
XAPM44H2	XAPD44	Grey RAL 7035 lid and base	M25 output cable gland
XAPM44H29	XAPD44	Grey RAL 7035 lid and base	-
XAPM4504	XAPD4504	Grey RAL 7035 lid and base	M25 output cable gland, 50 mm between holes instead of 40 mm
XAPM4504H2	XAPD4504	Grey RAL 7035 lid and base	M25 output cable gland, 50 mm between holes instead of 40 mm
XAPM4505	XAPD4505	Grey RAL 7035 lid and base	M25 output cable gland
XAPM4506	XAPD4506	Grey RAL 7035 lid and base	M25 output cable gland
XAPM4506H2	XAPD4506	Grey RAL 7035 lid and base	M25 output cable gland
XAPM4506H29	XAPD4506	Grey RAL 7035 lid and base	-
XAPM4508	XAPD4508	Grey RAL 7035 lid and base	M25 output cable gland
XAPM4508H2	XAPD4508	Grey RAL 7035 lid and base	M25 output cable gland
XAPM4508H29	XAPD4508	Grey RAL 7035 lid and base	-
XAPM4604	XAPD4604	Grey RAL 7035 lid and base	M25 output cable gland
XAPM4604H2	XAPD4604	Grey RAL 7035 lid and base	M25 output cable gland
XAPM4604H29	XAPD4604	Grey RAL 7035 lid and base	-
XAPM54	XAPD54	Grey RAL 7035 lid and base	M32 output cable gland
XAPM5400	XAPD54	Grey RAL 7035 lid and base	Use a second blanking plug
XAPM54H29	XAPD54	Grey RAL 7035 lid and base	-
XAPM5508	XAPD5508	Grey RAL 7035 lid and base	M32 output cable gland
XAPM5508H29	XAPD5508	Grey RAL 7035 lid and base	-
XAPM5512	XAPD5510	Grey RAL 7035 lid and base	M32 output cable gland, 50 mm between holes instead of 40 mm, 2 x 5 holes instead of 2 x 6
XAPM5512H29	XAPD5510	Grey RAL 7035 lid and base	50 mm between holes instead of 40 mm, 2 x 5 holes instead of 2 x 6

Metal control stations

Undrilled or with cut-outs for Ø 22 and Ø 30 control and signaling

Stations for customer assembly: empty enclosures

Equivalent product table between XAPM/J/R/G control stations and XAPD/K/O control stations

Previous ranges XAPM/J/R/G	Current ranges XAPD/K/O	Major color difference	Other differences, if any
XAPM5606	XAPD5606	Grey RAL 7035 lid and base	M32 output cable gland
XAPM5606H29	XAPD5606	Grey RAL 7035 lid and base	-
XAPH1201	XAPK1201	Yellow RAL 1004 base	M20 output cable gland
XAPH1201H29	XAPK1201	Yellow RAL 1004 base	-
XAPH1501	XAPK1501	Yellow RAL 1004 base	M20 output cable gland
XAPH1601	XAPK14	Yellow RAL 1004 base	Drill a 30 mm with notch, M20 output cable gland
XAPG11	XAPD11	Grey RAL 7035 lid and base	M20 output cable gland
XAPG1201	XAPD1201	Grey RAL 7035 lid and base	M20 output cable gland
XAPG1202	XAPD1202	Grey RAL 7035 lid and base	M20 output cable gland
XAPG14	XAPD14	Grey RAL 7035 lid and base	M20 output cable gland
XAPG1501	XAPD1501	Grey RAL 7035 lid and base	M20 output cable gland
XAPG1502	XAPD1502	Grey RAL 7035 lid and base	M20 output cable gland
XAPG1601	XAPD1601	Grey RAL 7035 lid and base	M20 output cable gland
XAPG2202	XAPD2202	Grey RAL 7035 lid and base	M20 output cable gland, 50 mm between holes instead of 40 mm
XAPG2203	XAPD2203	Grey RAL 7035 lid and base	M20 output cable gland
XAPG24	XAPD24	Grey RAL 7035 lid and base	M20 output cable gland
XAPG2502	XAPD2502	Grey RAL 7035 lid and base	M20 output cable gland, 50 mm between holes instead of 40 mm
XAPG2503	XAPD2503	Grey RAL 7035 lid and base	M20 output cable gland
XAPG2504	XAPD2504	Grey RAL 7035 lid and base	M20 output cable gland, 50 mm between holes instead of 40 mm
XAPG31	XAPD31	Grey RAL 7035 lid and base	M25 output cable gland
XAPG3203	XAPD3203	Grey RAL 7035 lid and base	M25 output cable gland, 50 mm between holes instead of 40 mm
XAPG34	XAPD34	Grey RAL 7035 lid and base	M25 output cable gland
XAPG3503	XAPD3503	Grey RAL 7035 lid and base	M25 output cable gland, 50 mm between holes instead of 40 mm
XAPG3504	XAPD3504	Grey RAL 7035 lid and base	M25 output cable gland
XAPG3506	XAPD3506	Grey RAL 7035 lid and base	M25 output cable gland, 50 mm between holes instead of 40 mm
XAPG3603	XAPD3603	Grey RAL 7035 lid and base	M25 output cable gland
XAPG3802	XAPD2602	Grey RAL 7035 lid and base	M20 output cable gland, box height 130mm instead of 175
XAPG44	XAPD44	Grey RAL 7035 lid and base	M25 output cable gland
XAPG4506	XAPD4506	Grey RAL 7035 lid and base	M25 output cable gland
XAPG4508	XAPD4508	Grey RAL 7035 lid and base	M25 output cable gland, 50 mm between holes instead of 40 mm
XAPG4604	XAPD4604	Grey RAL 7035 lid and base	M25 output cable gland
XAPR1501	XAPO1501		M20 output cable gland
XAPR1601	XAPO1601		M20 output cable gland
XAPR2502	XAPO2502		M20 output cable gland, 50 mm between holes instead of 40 mm
XAPR3503	XAPO3503		M25 output cable gland, 50 mm between holes instead of 40 mm
XAPR3504	XAPO3504		M25 output cable gland
XAPR3603	XAPO3603		M25 output cable gland
XAPR3802	XAPO2602		M25 output cable gland
XAPR4506	XAPO4506		M25 output cable gland
XAPR4604	XAPO4604		M25 output cable gland
XAPM4604H29	XAPD4604	Grey RAL 7035 lid and base	-
XAPM54	XAPD54	Grey RAL 7035 lid and base	M32 output cable gland
XAPM5400	XAPD54	Grey RAL 7035 lid and base	Use a second blanking plug
XAPM54H29	XAPD54	Grey RAL 7035 lid and base	-
XAPM5508	XAPD5508	Grey RAL 7035 lid and base	M32 output cable gland
XAPM5508H29	XAPD5508	Grey RAL 7035 lid and base	-
XAPM5512	XAPD5510	Grey RAL 7035 lid and base	M32 output cable gland, 50 mm between holes instead of 40 mm, 2 x 5 holes instead of 2 x 6
XAPM5512H29	XAPD5510	Grey RAL 7035 lid and base	50 mm between holes instead of 40 mm, 2 x 5 holes instead of 2 x 6
XAPM5606	XAPD5606	Grey RAL 7035 lid and base	M32 output cable gland
XAPM5606H29	XAPD5606	Grey RAL 7035 lid and base	-
XAPH1201	XAPK1201	Yellow RAL 1004 base	M20 output cable gland
XAPH1201H29	XAPK1201	Yellow RAL 1004 base	-

Control stations and enclosures

Metal control stations

Undrilled or with cut-outs for Ø 22 and Ø 30 control and signaling

Stations for customer assembly: empty enclosures

Equivalent product table between XAPM/J/R/G control stations and XAPD/K/O control stations

Previous ranges XAPM/J/R/G	Current ranges XAPD/K/O	Major color difference	Other differences, if any
XAPH1501	XAPK1501	Yellow RAL 1004 base	M20 output cable gland
XAPH1601	XAPK14	Yellow RAL 1004 base	Drill a 30 mm with notch, M20 output cable gland
XAPG11	XAPD11	Grey RAL 7035 lid and base	M20 output cable gland
XAPG1201	XAPD1201	Grey RAL 7035 lid and base	M20 output cable gland
XAPG1202	XAPD1202	Grey RAL 7035 lid and base	M20 output cable gland
XAPG14	XAPD14	Grey RAL 7035 lid and base	M20 output cable gland
XAPG1501	XAPD1501	Grey RAL 7035 lid and base	M20 output cable gland
XAPG1502	XAPD1502	Grey RAL 7035 lid and base	M20 output cable gland
XAPG1601	XAPD1601	Grey RAL 7035 lid and base	M20 output cable gland
XAPG2202	XAPD2202	Grey RAL 7035 lid and base	M20 output cable gland, 50 mm between holes instead of 40 mm
XAPG2203	XAPD2203	Grey RAL 7035 lid and base	M20 output cable gland
XAPG24	XAPD24	Grey RAL 7035 lid and base	M20 output cable gland
XAPG2502	XAPD2502	Grey RAL 7035 lid and base	M20 output cable gland, 50 mm between holes instead of 40 mm
XAPG2503	XAPD2503	Grey RAL 7035 lid and base	M20 output cable gland
XAPG2504	XAPD2504	Grey RAL 7035 lid and base	M20 output cable gland, 50 mm between holes instead of 40 mm
XAPG31	XAPD31	Grey RAL 7035 lid and base	M25 output cable gland
XAPG3203	XAPD3203	Grey RAL 7035 lid and base	M25 output cable gland, 50 mm between holes instead of 40 mm
XAPG34	XAPD34	Grey RAL 7035 lid and base	M25 output cable gland
XAPG3503	XAPD3503	Grey RAL 7035 lid and base	M25 output cable gland, 50 mm between holes instead of 40 mm
XAPG3504	XAPD3504	Grey RAL 7035 lid and base	M25 output cable gland
XAPG3506	XAPD3506	Grey RAL 7035 lid and base	M25 output cable gland, 50 mm between holes instead of 40 mm
XAPG3603	XAPD3603	Grey RAL 7035 lid and base	M25 output cable gland
XAPG3802	XAPD2602	Grey RAL 7035 lid and base	M20 output cable gland, box height 130mm instead of 175
XAPG44	XAPD44	Grey RAL 7035 lid and base	M25 output cable gland
XAPG4506	XAPD4506	Grey RAL 7035 lid and base	M25 output cable gland
XAPG4508	XAPD4508	Grey RAL 7035 lid and base	M25 output cable gland, 50 mm between holes instead of 40 mm
XAPG4604	XAPD4604	Grey RAL 7035 lid and base	M25 output cable gland
XAPR1501	XAPO1501		M20 output cable gland
XAPR1601	XAPO1601		M20 output cable gland
XAPR2502	XAPO2502		M20 output cable gland, 50 mm between holes instead of 40 mm
XAPR3503	XAPO3503		M25 output cable gland, 50 mm between holes instead of 40 mm
XAPR3504	XAPO3504		M25 output cable gland
XAPR3603	XAPO3603		M25 output cable gland
XAPR3802	XAPO2602		M25 output cable gland
XAPR4506	XAPO4506		M25 output cable gland
XAPR4604	XAPO4604		M25 output cable gland

Control stations and enclosures

Metal control stations XB2SL

Flush mounting control stations XAPE

With cut-outs for Ø 22 control and signaling units



XB2SL42009

Die-cast metal enclosures XB2SL (blue lid and base)

Description	Dimensions (1) w x h x d mm/in.	Number of cut-outs	Number of rows		Reference	Weight kg/lb
			Vertical	Horizontal		
Aluminium Usable depth 78 mm/ 3.07 in.	150 x 150 x 78/ 5.91 x 5.91 x 3.07	6	3	2	XB2SL32009	0.970/2.138
		8	4	2	XB2SL42009	0.960/2.116

Flush mounting enclosures XAPE

Description	Material	Number of cut-outs	Dimensions (1) w x h x d mm/in.	Reference	Weight kg/lb
Front plates with fixing screws	Aluminium, anodised, not painted	1	72 x 72/ 2.83 x 2.83	XAPE301	0.050/0.110
		2	72 x 105/ 2.83 x 4.13	XAPE302	0.075/0.165
		3	72 x 138/ 2.83 x 5.43	XAPE303	0.095/0.209
		4	72 x 171/ 2.83 x 6.73	XAPE304	0.115/0.254
		5	72 x 204/ 2.83 x 8.03	XAPE305	0.135/0.298
Protective rear covers	Insulated	For front plate XAPE301		XAPE901	0.040/0.088
		For front plate XAPE302		XAPE902	0.050/0.110
		For front plate XAPE303		XAPE903	0.060/0.132
		For front plate XAPE304		XAPE904	0.070/0.154
		For front plate XAPE305		XAPE905	0.080/0.176



XAPE301



XAPE302



XAPE303



XAPE305

Accessories

Description	For use with	Color	Sold in lots of	Unit reference	Weight kg/lb
Metal circular blanking plug	Ø 22 control and signaling units XB4, metal	Chromium plated	10	ZB4SZ3	0.023/0.051
		Black	10	ZB4SZ37	0.023/0.051
Plastic square blanking plug (with fixing nut)	Ø 22 control and signaling units XB5, plastic	Black	10	ZB5SZ5	0.009/0.020
Plastic circular blanking plug (with fixing nut)	Ø 22 control and signaling units XB5, plastic	Black	10	ZB5SZ3	0.009/0.020

(1) Please see our website www.schneider-electric.com for more precised information about dimensions of components.

Other versions

Enclosures with cut-outs for Ø 30 control and signaling units.
Enclosures pre-fitted with Ø 22 units.
Please consult our Customer Care Centre.



ZB5SZ3

Control stations and enclosures

Polyester enclosures XAPA


Undrilled or with cut-outs for Ø 22 control and signaling units

Insulated enclosures XAPA, glass-reinforced polyester, colored grey throughout

Description	Dimensions (1) w x h x d mm/in.	Number of cut-outs	Number of rows		Reference	Weight kg/lb	
			Vertical	Horizontal			
Without hinges Usable depth 83 mm/3.27 in.	85 x 146 x 87/ 3.35 x 5.75 x 3.43	1	1	1	XAPA1110	0.470/1.036	
			2	1	2	XAPA1120	0.450/0.992
			4	2	2	XAPA1104	0.460/1.014
	85 x 226 x 87/ 3.35 x 8.90 x 3.43	8	2	4	XAPA2108	0.580/1.279	
	151 x 241 x 87/ 5.94 x 9.49 x 3.43	16	4	4	XAPA3116	0.820/1.808	
With hinges Usable depth 83 mm/3.27 in.	151 x 241 x 87/ 5.94 x 9.49 x 3.43	16	4	4	XAPA4116	0.850/1.874	



XAPA1104



XAPA2108



XAPA3116

Description	For use with	Reference	Weight kg/lb
Earthing plates sheet steel with earth screw	XAPA1110	XAPZ110	0.080/0.176
	XAPA1120	XAPZ120	0.070/0.154
	XAPA1104	XAPZ104	0.070/0.154
	XAPA2108	XAPZ208	0.110/0.243
	XAPA3116 and A4116	XAPZ316	0.160/0.353

Insulated enclosures XAPA, glass-reinforced polyester, colored grey throughout, undrilled

Description	Dimensions (1) w x h x d mm/in.	Reference	Weight kg/lb
Without hinges Usable depth 83 mm/3.27 in.	85 x 146 x 87/ 3.35 x 5.75 x 3.43	XAPA1100	0.470/1.036
		XAPA2100	0.600/1.323
		XAPA3100	0.860/1.896
With hinges Usable depth 83 mm/3.27 in.	151 x 241 x 87/ 5.94 x 9.49 x 3.43	XAPA4100	0.890/1.962



XAPA1100



XAPA2100



XAPA3100

Description	For use with	Reference	Weight kg/lb
Earthing plates with earth screw	XAPA1100	XAPZ100	0.080/0.176
	XAPA2100	XAPZ200	0.130/0.287
	XAPA3100 and A4100	XAPZ300	0.200/0.441

(1) Please see our website www.schneider-electric.com for more precised information about dimensions of components.

Other versions Enclosures with cut-outs for Ø 30 control and signaling units.
Enclosures pre-fitted with Ø 22 units.
Please consult our Customer Care Centre.



XAPS11111N



XAPS21111



XAPS21331



XAPS24431



XAPSZ12

Key operated control stations XAPS

Control stations with 1 N/O contact per function

Description	Key withdrawal	Marking	Dimensions (1) w x h x d mm/in.	Mounting	Reference	Weight kg/lb
2 position, stay put	Left-hand position	O I	75 x 15/ 2.95 x 0.59	Surface	XAPS11111N (2)	0.830/1.830
			100 x 100/ 3.94 x 3.94	Flush	XAPS14111N (2)	0.890/0.962
2 position, spring return from right to left	Left-hand position	→	75 x 15/ 2.95 x 0.59	Surface	XAPS11221N (2)	0.830/1.830
			100 x 100/ 3.94 x 3.94	Flush	XAPS14221N (2)	0.890/0.962
2 position, stay put + 2 spring return buttons	Left-hand position	↑ O ↓	80 x 130/ 3.15 x 5.12	Surface	XAPS21111	1.080/2.381
			100 x 170/ 3.94 x 6.69	Flush	XAPS24111	1.190/4.211
3 position, stay put	Centre position	↑ O ↓	75 x 15/ 2.95 x 0.59	Surface	XAPS11331N (2)	0.850/1.874
			100 x 100/ 3.94 x 3.94	Flush	XAPS14331N (2)	0.910/2.006
3 position, spring return from left and right to centre	Centre position	↑ O ↓	75 x 15/ 2.95 x 0.59	Surface	XAPS11431N (2)	0.850/1.874
			100 x 100/ 3.94 x 3.94	Flush	XAPS14431N (2)	0.910/2.006
3 position, stay put + 1 spring return button	Centre position	Stop ← O →	80 x 130/ 3.15 x 5.12	Surface	XAPS21331	1.070/2.359
			100 x 170/ 3.94 x 6.69	Flush	XAPS24331	1.080/2.381
3 position, spring return from left and right to centre + 1 spring return button	Centre position	Stop ← O →	80 x 130/ 3.15 x 5.12	Surface	XAPS21431	1.070/2.359
			100 x 170/ 3.94 x 6.69	Flush	XAPS24431	1.080/2.381

Key operated control stations XAPS

100 x 100 front plates (for XAPS11●●●N control stations)

Description	Marking	Reference	Weight kg/lb
2 position, stay put	O I	XAPSZ11	0.045/0.099
2 position	→	XAPSZ12	0.045/0.099
3 position	↑ O ↓	XAPSZ13	0.045/0.099

Separate components and spare parts

Description	Type of contact	For use with control stations	Sold in lots of	Unit reference	Weight kg/lb
Standard contact blocks	N/O	XAPS1●●●●N	5	ZENL1111	0.015/0.033
		XAPS2●●●●	5	ZB2BE101	0.015/0.033

Accessories (for control stations XAPS11●●●N and XAPS14●●●N)

Description	Key number	Reference		Weight (kg/lb)	
		Key only	2 keys + barrel (3)	Key only	2 keys + barrel
Keys	Number to be stated	XAPSZ50	XAPSZ15	0.011/0.024	0.140/0.309
	BC1011	XAPSZ01	XAPSZ16	0.011/0.024	0.140/0.309
	BC1025	XAPSZ02	XAPSZ17	0.011/0.024	0.140/0.309
	BC1029	XAPSZ03	XAPSZ18	0.011/0.024	0.140/0.309
	BC1031	XAPSZ04	XAPSZ19	0.011/0.024	0.140/0.309
	BC1069	XAPSZ05	XAPSZ20	0.011/0.024	0.140/0.309

(1) Please see our website www.schneider-electric.com for more precise information about dimensions of components.

(2) For a control station with a specific key number, add the letter Z to the end of the reference and state the key number when ordering. Example: XAPS11111N becomes XAPS11111NZ.

(3) For keys and barrels with other numbers, please consult our Customer Care Centre.

X					
XAPA1100	16	XAPE902	15	XAPS24331	17
XAPA1104	16	XAPE903	15	XAPS24431	17
XAPA1110	16	XAPE904	15	XAPSZ01	17
XAPA1120	16	XAPE905	15	XAPSZ02	17
XAPA2100	16	XAPG19100	8	XAPSZ03	17
XAPA2108	16	XAPG19201	8	XAPSZ04	17
XAPA3100	16	XAPG19400	8	XAPSZ05	17
XAPA3116	16	XAPG19501	8	XAPSZ11	17
XAPA4100	16	XAPG19601	8	XAPSZ12	17
XAPA4116	16	XAPG19702	8	XAPSZ13	17
XAPD11	7	XAPG19802	8	XAPSZ15	17
XAPD1201	7	XAPG29100	8	XAPSZ16	17
XAPD1202	7	XAPG29202	8	XAPSZ17	17
XAPD14	7	XAPG29400	8	XAPSZ18	17
XAPD1501	7	XAPG29502	8	XAPSZ19	17
XAPD1502	7	XAPG29602	8	XAPSZ20	17
XAPD1601	7	XAPG29703	8	XAPSZ50	17
XAPD21	7	XAPG29803	8	XAPZ100	16
XAPD2202	7	XAPG39100	8	XAPZ104	16
XAPD2203	7	XAPG39203	8	XAPZ110	16
XAPD2204	7	XAPG39400	8	XAPZ120	16
XAPD24	7	XAPG39503	8	XAPZ200	16
XAPD2502	7	XAPG39704	8	XAPZ208	16
XAPD2503	7	XAPG39804	8	XAPZ300	16
XAPD2504	7	XAPG49400	8	XAPZ316	16
XAPD2602	7	XAPG49504	8	XB2SL32009	15
XAPD31	7	XAPG59400	8	XB2SL42009	15
XAPD3203	7	XAPG59505	8		
XAPD3204	7	XAPK11	7	Z	
XAPD3206	7	XAPK1201	7	ZB2BE101	17
XAPD34	7	XAPK14	7	ZB4SZ3	15
XAPD3503	7	XAPK1501	7	ZB4SZ37	15
XAPD3504	7	XAPO1501	8	ZB5SZ3	15
XAPD3506	7	XAPO1601	8	ZB5SZ5	15
XAPD3603	7	XAPO2502	8	ZENL1111	17
XAPD44	7	XAPO2602	8		
XAPD4504	7	XAPO3503	8		
XAPD4505	7	XAPO3504	8		
XAPD4506	7	XAPO3603	8		
XAPD4508	7	XAPO4506	8		
XAPD4604	7	XAPO4604	8		
XAPD54	7	XAPS11111N	17		
XAPD5505	7	XAPS11221N	17		
XAPD5508	7	XAPS11331N	17		
XAPD5510	7	XAPS11431N	17		
XAPD5606	7	XAPS14111N	17		
XAPE301	15	XAPS14221N	17		
XAPE302	15	XAPS14331N	17		
XAPE303	15	XAPS14431N	17		
XAPE304	15	XAPS21111	17		
XAPE305	15	XAPS21331	17		
XAPE901	15	XAPS21431	17		
		XAPS24111	17		

Life Is On



Learn more about our products at
www.se.com

The information provided in this documentation contains general descriptions and/or technical characteristics of the performance of the products contained herein. This documentation is not intended as a substitute for and is not to be used for determining suitability or reliability of these products for specific user applications. It is the duty of any such user or integrator to perform the appropriate and complete risk analysis, evaluation and testing of the products with respect to the relevant specific application or use thereof. Neither Schneider Electric nor any of its affiliates or subsidiaries shall be responsible or liable for misuse of the information contained herein.

Design: Schneider Electric
Photos: Schneider Electric

Schneider Electric Industries SAS

Head Office
35, rue Joseph Monier - CS 30323
F-92500 Rueil-Malmaison Cedex
France

DIA5ED2130511EN
February 2022 - V4.2