




# Lexium 62 ILM

Multiaxis integrated servo drives for  
PacDrive 3



# Lexium

## Discover [Lexium](#)

Advanced motion control and robotics

Lexium servo drives, motors, and robotics series are designed for a broad range of motion-centric machines. From single-axis to high-performance multi-axis machines, the **Lexium** range enables high-speed movements and precise positioning in packaging, material handling, material working, electronics, and food and beverage applications.

## Explore our offer

- [Lexium Servo Drives and Motors](#)
- [Lexium Integrated Servo Drives](#)
- [Lexium Robotics](#)
- [Lexium Stepper Drives](#)

Life Is On

**Schneider**  
Electric

# Quick access to product information

## Get technical information about your product

References

**Telefast Pre-wired System**  
Modicon ABE9 IP67 passive splitter boxes

References					
Splitter boxes with connection by M23 connector					
Number of channels	Connection by	LED indicator	Reference	Weight (kg)	
4	4 x M12 female connection	Yes	ABE912W1223	0.280	
6	6 x M12 female connection	Yes	ABE912W1226	0.370	
8	8 x M12 female connection	Yes	ABE912W1228	0.500	
12	12 x M12 female connection	Yes	ABE912W1232	0.750	
16	16 x M12 female connection	Yes	ABE912W1236	1.000	
Splitter boxes with connection by cable					
Number of channels	Connection by	Length (m)	LED indicator	Reference	Weight (kg)
4	4 x M12 female connectors	14.4	No	ABE912W1240	0.280
6	6 x M12 female connectors	14.4	No	ABE912W1242	0.400
8	8 x M12 female connectors	14.4	No	ABE912W1244	0.520
12	12 x M12 female connectors	14.4	No	ABE912W1248	0.780
16	16 x M12 female connectors	14.4	No	ABE912W1250	1.040

**Schneider Electric**

XB5AL73415  
green flush/red projecting double-headed pushbutton Ø22 with marking

Download your XB5AL73415 datasheet

Change your selection

Discover other products & accessories

Discover your Schneider Electric tools

Characteristics | Dimensions Drawings | Mounting and Clearance | Documents & Downloads

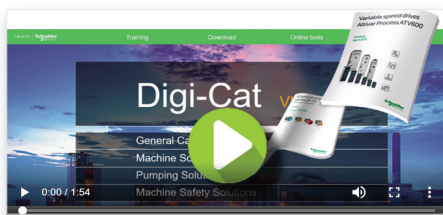
Main

Range of product	Harmony XB5
Product or component type	Complete double-headed push-button
Device short name	XB5
Bezel material	Plastic
Fixing collar material	Plastic
Head type	Standard
Mounting diameter	22 mm
Shape of signaling unit head	Rectangular
Type of operator	Spring return
Operator profile	1 flush - 1 projecting push-buttons
Operators description	Green "I" - red "O"
Contacts type and composition	1 NO + 1 NC
Contact operation	Slow-break

Each commercial reference presented in a catalog contains a hyperlink. Click on it to obtain the technical information of the product:

- Characteristics, Dimensions and drawings, Mounting and clearance, Connections and schemas, Performance curves
- Product image, Instruction sheet, User guide, Product certifications, End of life manual

## Find your catalog



- > With just 3 clicks, you can reach the Industrial Automation and Control catalogs, in both English and French
- > Download Digi-Cat with this [link](#)

Search

General Catalog

Industrial Automation

Product selector

360°

- Updated quarterly
- Embeds product selectors and configurators, 360° images, training centers
- Optimized search by commercial reference

## Select your training



- > Find the right [Training](#) for your needs on our Global website
- > Locate the training center with the selector tool, using this [link](#)

Training and courses

Training by domain of expertise

Electrical Installation and Safety

Start Center

Industrial Automation

# General contents

## **PacDrive 3 automation solution**

### **Lexium 62 ILM integrated drive**

■ <b>Presentation</b> .....	<i>page 2</i>
■ <b>Type code</b> .....	<i>page 3</i>
■ <b>References</b>	
- Lexium 62 ILM integrated drives.....	<i>page 3</i>
- Lexium 62 connection module (CM).....	<i>page 4</i>
- Lexium 62 distribution box (DB).....	<i>page 4</i>
- Lexium 62 digital I/O module.....	<i>page 5</i>
■ <b>Sercos installation</b>	
- Hybrid cabling	
- Examples.....	<i>page 6</i>
■ <b>Lexium 62 hybrid cable – references</b> .....	<i>page 6</i>
■ <b>Daisy chain cabling</b>	
- Examples.....	<i>pages 7 and 8</i>
■ <b>Connection box, daisy chain cable, and accessories – references</b> .....	<i>page 9</i>
■ <b>Index</b> .....	<i>page 10</i>





Lexium 62 ILM integrated drive range



- 1 Lexium 62 ILM connection module
- 2 Lexium 62 ILM distribution box
- 3 Lexium 62 ILM integrated drive
- 4 Lexium 62 ILM safety option module
- 5 Hybrid cable



- > Various dimensions with peak torques of up to 55 Nm (more than 40.57 ft-lbf)
- > Can be combined with single and double drives using a shared power supply
- > 70% shorter cable lengths
- > 90% less wiring time required in the control cabinet
- > 50% less cable installation required in the machine
- > Option module for embedded safety functions STO, SS1, SOS, SS2, SMS, SLS, SDI available

### Presentation

The Lexium ILM 62 integrated drive and motor bundle is more than just compact:

- Quick interconnects and hybrid cables for signal and power level
- Automatic network configuration
- Diagnostic functions

Servo modules move servo drives out of the control cabinet and into the field. This reduces wiring and cabling requirements in the control cabinet by up to 90%.

- The only components that remain in the control cabinet are
  - the PacDrive LMC motion controller,
  - the shared power supply,
  - the connection module with the possibility of connecting up to 45 servo modules.
- The CM feeds power, 24 V for controls and brakes, Inverter Enable and Sercos to the Lexium 62 ILM integrated drive from the same DC bus power supplies as the Lexium 62.

Lexium 62 ILM integrated drives use a flexible approach to cabling, consisting of pre-terminated hybrid cables and Lexium 62 ILM distribution boxes. The network itself is configured as a plug-and-play solution. Compared to conventional servo solutions, this reduces the required cabling by up to 70%, and the labor required for installing the servo solution in the machine frame is reduced by approximately 50%. Lexium 62 ILM integrated drives are the key element in modular machine design. They permit modular design of mechanics, software, and even electronics. This makes Lexium 62 ILM integrated drive an ideal solution for machines with a variety of optional mechatronic modules. Except for additional power supply units that may be required, any later addition of modules to a machine requires no changes in the control cabinet.

### > Lexium 62 ILM integrated drive benefits

- Quick interconnects and hybrid cables for signal and power level
- Plug & Play technology
- Up to 90% less cabinet space
- Up to 90% less wiring time
- Up to 70% less cabling

### > Peak torques of 3.5 to 55 Nm (2.58 to 40.57 ft lbf)

Lexium 62 ILM integrated drives are available in flange sizes of 70, 100, and 140 mm (2.76, 3.94, and 5.52 in.).

Thus they will fully cover a holding torque range of 1.1 to 12.5 Nm (0.81 to 9.22 ft lbf) and/or a peak torque of 3.5 to 55 Nm (2.58 to 40.57 ft lbf).

The models are software-compatible with one another and with Lexium 62 and Lexium 52 series servo drives. Additional options include an integrated holding brake, a feathered key groove, and a multi-turn encoder.

The addition of a shaft seal can increase the protection rating from IP54 to IP65.

### > Lexium 62 ILM integrated drive main characteristics

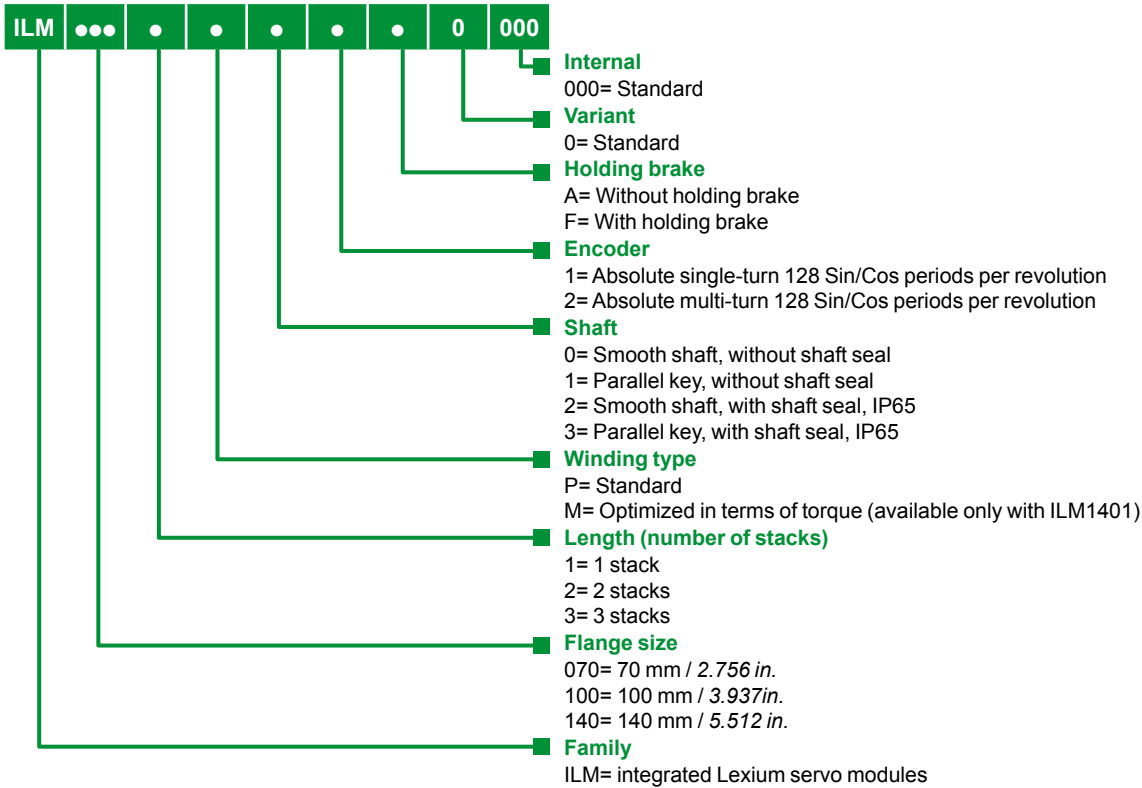
- Supply voltage: 250...700 VDC
- 560 VDC Nominal / rated
- Control voltage: 24 VDC (-20%... +25%)
- Brake supply voltage: 24 VDC (-20%... +25%)
- Cooling: passive
- Protection: IP65

### > Smaller control cabinets



With intelligent servo modules, the servo drives are mounted on the machine frame, leaving only the controller and the shared power supply inside the control cabinet.

### Lexium 62 ILM integrated servo drive – type code




### Lexium 62 ILM integrated drive – references

Designation	Rated servo motor output power Pn		Continuous stall torque Mo		Rated torque Mn	Peak stall torque Mmax	Continuous current Io	Rated current In	Peak current Imax	Rotor moment of inertia Jm	Holding brake moment of inertia Jbr	Rated speed Nn	Reference	Weight (without options)	
	kW	hp	Nm	ft-lbf			Arms			kg cm <sup>2</sup>	kg cm <sup>2</sup>	rpm		kg	lb
Motor	0.31	0.415	1.1	0.811	0.5	3.5	1.55	0.6	5.7	0.25	0.1	6000	ILM0701P	2.7	5.952
	0.72	0.965	1.7	1.253	1.15	7.6	2.5	1.5	11.8	0.41	0.1	6000	ILM0702P	3.4	7.496
	0.72	0.965	2.2	1.622	1.15	8.7	3	1.5	12	0.58	0.3	6000	ILM0703P	4.2	9.259
	0.6	0.804	2.5	1.843	1.9	9.6	1.8	1.4	7.4	1.4	0.7	3000	ILM1001P	4.9	10.803
	0.91	1.219	4.4	3.245	2.9	18.3	2.9	2	13.1	2.31	0.7	3000	ILM1002P	6.4	14.110
	1.1	1.474	5.8	4.277	3.5	28.3	3.6	2.4	21.2	3.22	0.7	3000	ILM1003P	8.1	17.857
	1.45	1.943	7.5	5.531	4.6	27	4.7	2.9	18.8	7.41	1.3	3000	ILM1401P	12.5	27.558
	1.3	1.742	8.5	6.269	8.3	27	3.2	3.15	14.6	7.41	1.3	1500	ILM1401M	12.5	27.558
	1.91	2.560	12.5	9.219	9.1	55	4.8	3.7	24	12.68	1.3	2000	ILM1402P	17.2	37.920

## Lexium 62 ILM connection module – presentation

type	ILM62CMD20A000
Input current A	20
Output current A	20
Continuous output kW/hp	0.95 / 1.273
DC bus input voltage VDC	250...700
DC bus output voltage VDC	250...700
Control voltage VDC	24 VDC (-20%... +25%)
Inverter Enable input voltage VDC	24 (-20%... +25%)
Inverter Enable output voltage VAC	40
Inverter Enable output current A	2
Cooling	Passive
Housing dimensions (D x W x H)	270 x 44.5 x 310 mm (10.630 x 1.752 x 12.205 in.)
Protection rating	IP 20



## Lexium 62 ILM connection module – description


Connector	Function
CN1	Busbar module
CN2/CN3	Sercos communication to power supply and additional connection modules
CN4	Inverter Enable 24 VDC
CN5, CN6	Sercos communication to Lexium 62 ILM and Lexium 62 ILM distribution boxes
CN7	Inverter Enable signal output / 24 VDC output
CN8	DC bus output

## Lexium 62 ILM connection module – reference

Designation	Use	Reference	Weight kg/lb
Lexium 62 ILM connection module	To connect the Lexium 62 ILM with Sercos and DC bus	ILM62CMD20A000	3.000/ 6.61

## Lexium 62 ILM distribution box – Presentation

type	ILM62DB4A000
Input current A	20
Output current A	20
DC bus input voltage VDC	250...700 VDC
DC bus output voltage VDC	250...700 VDC
Control voltage VDC	24 VDC (-20%... +25%) / Max. 20 A
Inverter Enable input voltage VDC	24 (-20%... +25%)
Inverter Enable output voltage VAC	40
Inverter Enable output current A	2
Housing dimensions (D x W x H)	151.4 x 230 x 94 mm (5.961 x 9.055 x 3.701 in.)
Protection rating	IP 65
Sercos speed rate	100 Mbps



ILM62DB4A000 with 5 x VW3E6023

## Lexium 62 ILM distribution box – description

Connector	Function
CN1	Input (Lexium 62 ILM connection module ILM62CM or Lexium 62 ILM distribution box ILM62DB)
CN2, CN3, CN4, CN5	Output (Lexium 62 ILM distribution box ILM62DB or Lexium 62 ILM integrated drive)

## Lexium 62 ILM distribution box – references

Designation	Use	Reference	Weight kg/lb
Lexium 62 ILM distribution box	To connect several Lexium 62 ILM with Sercos and DC bus	ILM62DB4A000	0.850/ 1.88
Sercos bridge plug	For distribution box (to be ordered separately; not included in ILM62DB4A000)	VW3E6023	0.784/ 1.73

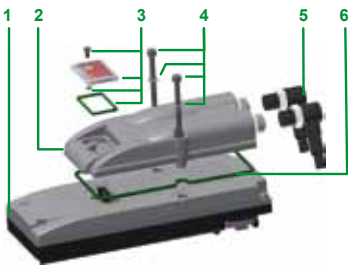
# PacDrive 3 automation solution

## Lexium 62 ILM integrated drive

Lexium 62 ILM digital I/O module (option module),  
Lexium 62 ILM safety module (option module)

### Lexium 62 ILM digital I/O module: option module for Lexium 62 ILM integrated drive – presentation

type	VW3E702100000
Digital inputs/outputs	8 digital inputs or outputs (IEC 61131-2 type I) <input type="checkbox"/> 2 inputs configurable as touch probe <input type="checkbox"/> 4 outputs configurable as digital output
Input voltage VDC	<input type="checkbox"/> Range UIN 0 Voltage -3...5 VDC <input type="checkbox"/> Range UIN 1 Voltage 15...30 VDC
Output voltage VDC	$(+U_L - 3V) < U_{OUT} < +U_L$
Control voltage VDC	24 VDC (-15%/+20%) <input type="checkbox"/> with internal I/O supply: max. 300 mA, <input type="checkbox"/> with external I/O supply: max. 80 mA
Overall module current across the 8 inputs/outputs	■ with internal I/O supply: 0.1 A ■ with external I/O supply: 2.0 A
Certifications	CE, cULus
Protection rating	IP 65



VW3E702100000

### Lexium 62 ILM digital I/O module – description

Connector	Function
1	Lexium 62 ILM servo module
2	Lexium 62 ILM digital I/O module
3 (1)	Torx M3x6 screw, protective cover, o-ring seal 2.5x 0.6 mm (0.1 x 0.02 in), protective cover gasket
4 (2)	2x hexagon socket screw M4x50, 2x serrated lock washers M4
5	M12 connector (VW3E4001R030 I/O cable)
6 (2)	1x sealing ring for digital I/O module

### Lexium 62 ILM digital I/O module – reference

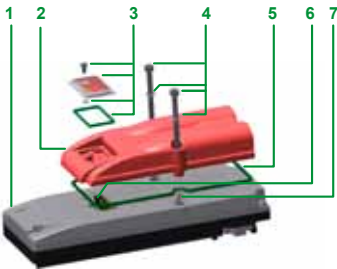
Designation	Description	Reference	Weight kg/lb
Lexium 62 ILM digital I/O module	■ 8 digital inputs or outputs (IEC 61131-2 type I) <input type="checkbox"/> 2 inputs configurable as touch probe <input type="checkbox"/> 4 outputs configurable as digital output	VW3E702100000	0.480/ 1.06

### Accessories for Lexium 62 ILM digital I/O module – reference

Designation item	Description	Reference	Weight kg/lb
I/O cable	■ with M12 connector, angled ■ Length: 3 m (9.843 ft)	VW3E4001R030	0.215/ 0.47
Terminal block connector	For ABE9 IP67 passive splitter box	ABE9CM12C	0.040/ 0.09
IP67 passive splitter box	With 4 channels, M12 connector type	ABE9C1240M	0.060/ 0.13

### Lexium 62 ILM safety module: option module for Lexium 62 ILM integrated drive – presentation

type	VW3E702200000
Safe Motion functions management (via Sercos bus)	Safe Torque off (STO), Safe Stop 1 (SS1), Safe Operating Stop (SOS), Safe Stop 2 (SS2), Safe Maximum Speed (SMS), Safely-Limited Speed (SLS), Safe Direction Indication (SDI)
Certifications	CE, CSA, UL, TÜV, EAC
Standards	EN 61800-3, EN 61800-5-1, EN 61800-5-2, EN ISO 13849-1, EN ISO 13849-2, EN 62061, IEC 61508, IEC 62061, UL 508C, CSA C22.2 No. 14
Protection rating	IP 65



VW3E702200000

### Lexium 62 ILM safety module – description

Connector	Function
1	Lexium 62 ILM servo module
2	Lexium 62 ILM Safety option module
3	Torx M3x6 screw, protective cover, insulating washer, 2.5 x 0.6 mm (0.1 x 0.02 in), protective cover gasket
4	2x hexagon socket screw M4x50, 2x serrated lock washers M4
5	1x sealing ring for Safety module
6	Jumpers (J1, J2)
7	2x pressure springs with inner diameter 5 mm (0.20 in) / outer diameter 8 mm (0.31 in) / height 8 mm (0.31 in)

### Lexium 62 ILM safety module – reference

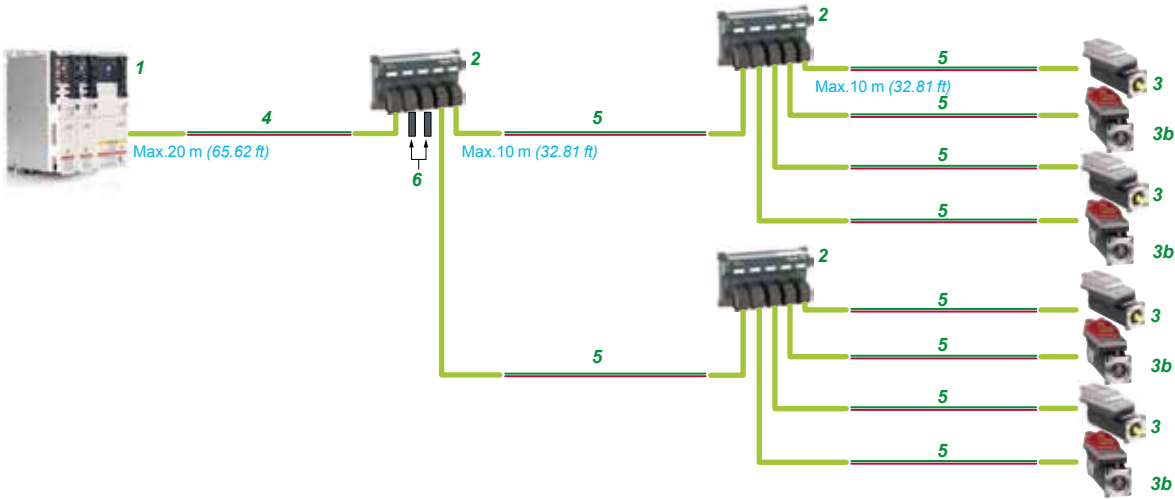
Designation	Description	Reference	Weight kg/lb
Lexium 62 ILM safety module (3)	■ To manage the Safe Motion functions via Sercos bus	VW3E702200000	0.760/ 1.67

(1) M3x6 screw, protective cover, o-ring seal (2.5x 0.6), protective cover gasket are provided with Lexium 62 ILM drive electronic unit.  
 (2) hexagon socket screw M4x50, serrated lock washers M4 are provided with the Digital I/O module.  
 (3) Delivered with 1x sealing ring, 2x hexagon socket screws M4x50, 2x serrated lock washers M4, 2x pressure springs.



#### Hybrid cabling examples

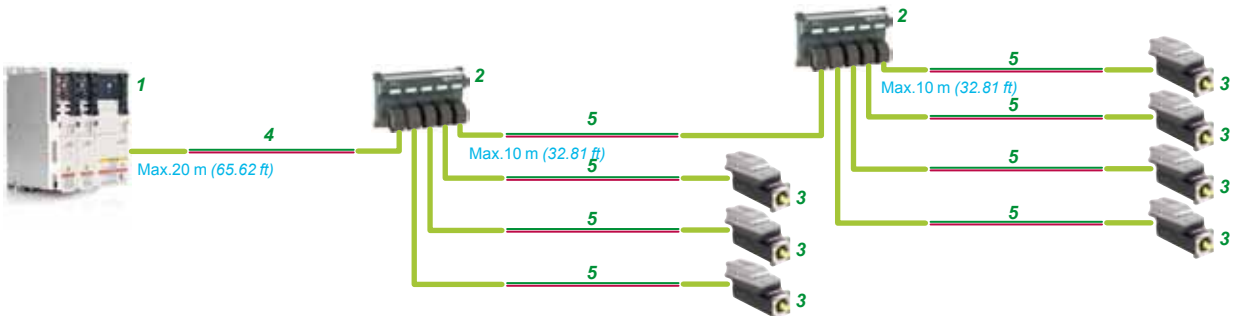
##### Example 1



- 1 Lexium 62 ILM connection module ILM62CM
- 2 Lexium 62 ILM distribution box ILM62DB
- 3 Lexium 62 ILM integrated drive
- 3b Lexium 62 ILM integrated drive + Lexium 62 ILM Safety module
- 4 Hybrid cable ILM62CM – ILM62DB4 (1)
- 5 Hybrid cable ILM62DB4 – ILM or ILM62DB4 – ILM62DB4 (1)
- 6 Sercos bridge (2)

(1) Various connector directions available (D1: left, D2: right, D0: straight).  
 (2) Any unused Lexium 62 ILM distribution box ILM62DB connection must be terminated with a Sercos bridge.

##### Example 2



- 1 Lexium 62 ILM connection module ILM62CM
- 2 Lexium 62 ILM distribution box ILM62DB
- 3 Lexium 62 ILM integrated drive
- 4 Hybrid cable ILM62CM – ILM62DB4 (1)
- 5 Hybrid cable ILM62DB4 – ILM or ILM62DB4 – ILM62DB4 (1)

(1) Various connector directions available (D1: left, D2: right, D0: straight).

#### Lexium 62 ILM hybrid cable – references

Lexium 62 ILM hybrid cables includes cables for: DC bus, Sercos, 24 V, Inverter Enable signal.

Cable between (1) and (2)	item no	Connector (1)	Connector (2)	Standard length m / ft	Reference (●●● x 0.1 m)	Weight kg/lb
Connection module	Distribution box	-	D0 (straight)	5 / 16.40	VW3E1147R●●●	-
			D1 (left)	5 / 16.40	VW3E1141R●●●	-
			D2 (right)	5 / 16.40	VW3E1146R●●●	-
Distribution box	Distribution box or ILM integrated drive	D1 (left)	D0 (straight)	2 / 32.81	VW3E1149R●●●	-
		D1 (left)	D1 (left)	2 / 32.81	VW3E1142R●●●	-
		D1 (left)	D2 (right)	2 / 32.81	VW3E1148R●●●	-
		D0 (straight)	D2 (right)	2 / 32.81	VW3E1150R●●●	-
		D0 (straight)	D0 (straight)	2 / 32.81	VW3E1151R●●●	-
		D2 (right)	D2 (right)	2 / 32.81	VW3E1152R●●●	-

**Note:** Item no 4: available in the following lengths: 5, 6, 7, 8, 9, 10, 11, 12, 13, 14, 15, 16, 17, 18, 19, and 20 m (16.40, 19.69, 22.97, 26.25, 29.53, 32.81, 36.09, 39.37, 42.65, 45.93, 49.21, 52.49, 55.77, 59.06, 62.34, and 65.62 ft).  
 Item no 5: available in the following lengths: 1, 2, 3, 4, 5, 6, 7, 8, 9, and 10 m (3.28, 6.56, 9.84, 13.12, 16.40, 19.69, 22.97, 26.25, 29.53, and 32.81 ft).

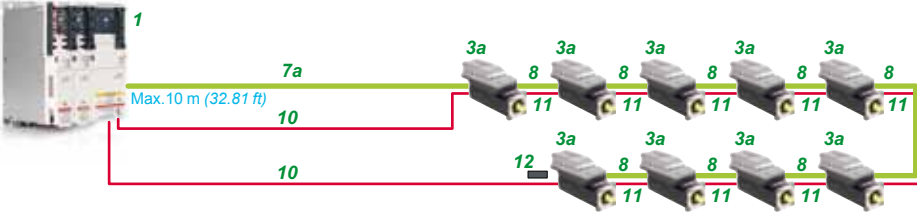
Cable outlet on distribution box ILM62DB	on ILM integrated drive	Specifications ILM system	Max. distance (m / ft)
		Between ILM62CM and ILM62DB4	20 / 65.62
		Between ILM62DB4 and ILM62DB4	10 / 32.81
		Between ILM62DB4 and Lexium 62 ILM integrated drive	10 / 32.81
		Between two active Sercos slaves (1)	50 / 164.04
		Total of cable lengths	200 / 656.17

(1) Lexium 62 ILM connection module ILM62CM and distribution module ILM62DB are not active Sercos slaves.



### Daisy chain cabling examples

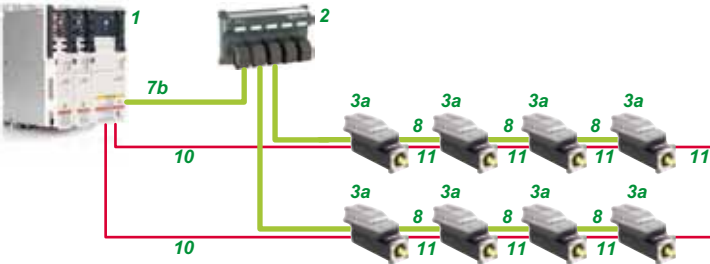
#### Example 3



- 1 Lexium 62 ILM connection module ILM62CM
- 3a Lexium 62 ILM integrated drive with daisy chain connection box Type A, B or C
- 7a Power cable ILM62CM – ILM (terminals – M23)
- 8 Power cable ILM – ILM (M23 – M23)
- 10 Sercos cable ILM62CM – ILM (RJ45 – M12)
- 11 Sercos cable ILM – ILM or ILM62DB4 – ILM (M12 – M12)
- 12 Protective cap for power cable connection (1)

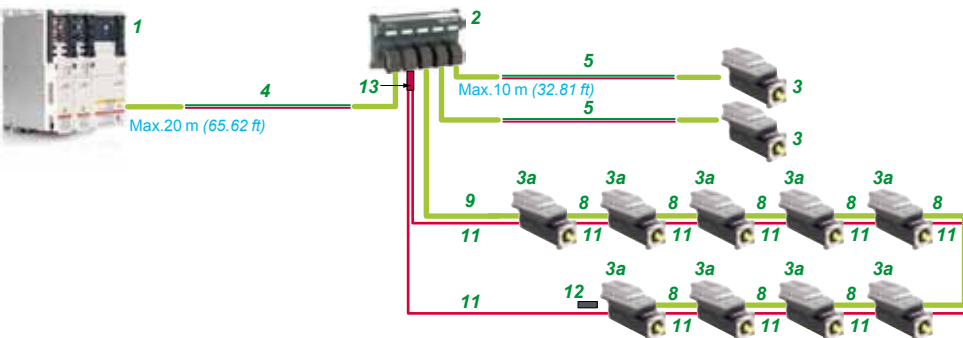
Max. 9 ILM servo drives can be linked in one daisy chain line.  
 (1) Each ILM daisy chain line must be terminated with a protective cap for the power cable connection.

#### Example 4



- 1 Lexium 62 ILM connection module ILM62CM
- 2 Lexium 62 ILM distribution box ILM62DB
- 3a Lexium 62 ILM integrated drive with daisy chain connection box Type A, B or C
- 7b Power cable ILM62CM – ILM62DB4
- 8 Power cable ILM – ILM (M23 – M23)
- 10 Sercos cable ILM62CM – ILM (RJ45 – M12)
- 11 Sercos cable ILM – ILM or ILM62DB4 – ILM (M12 – M12)

#### Example 5

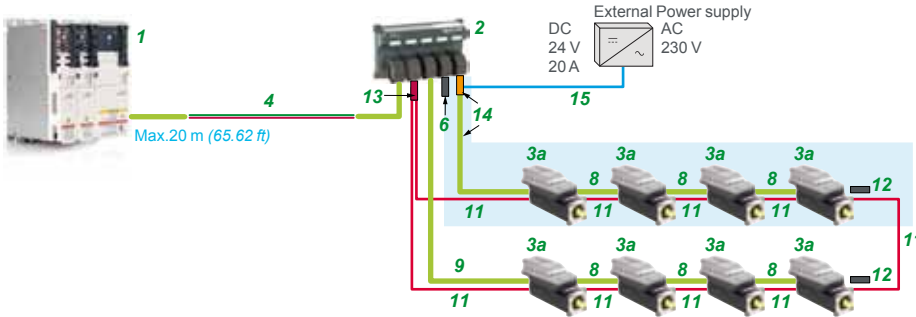


- 1 Lexium 62 ILM connection module ILM62CM
- 2 Lexium 62 ILM distribution box ILM62DB
- 3 Lexium 62 ILM integrated drive
- 3a Lexium 62 ILM integrated drive with daisy chain connection box Type A, B or C
- 4 Hybrid cable ILM62CM – ILM62DB4 (1)
- 5 Hybrid cable ILM62DB4 – ILM or ILM62DB4 – ILM62DB4 (1)
- 8 Power cable ILM – ILM (M23 – M23)
- 9 Power cable ILM62DB4 – ILM (DB-connector – M23)
- 11 Sercos cable ILM – ILM or ILM62DB4 – ILM (M12 – M12)
- 12 Protective cap for power cable connection (2)
- 13 Sercos distribution connector on ILM62DB4

Max. 36 Lexium 62 ILM integrated drives can be connected on one distribution box and four daisy chain lines.  
 (1) Various connector directions available (D1: left, D2: right, D0: straight).  
 (2) Each ILM daisy chain line must be terminated with a protective cap for the power cable connection.

#### Daisy chain cabling examples

##### Example 6: 24 V IN to ILM62DB4 distribution module

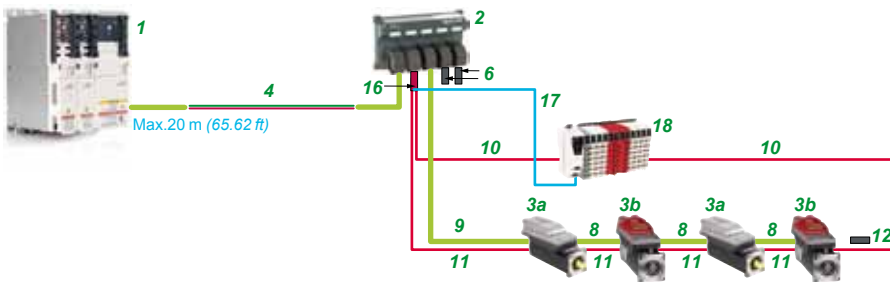


- 1 Lexium 62 ILM connection module ILM62CM
- 2 Lexium 62 ILM distribution box ILM62DB
- 3a Lexium 62 ILM integrated drive with daisy chain connection box Type A, B or C
- 4 Hybrid cable ILM62CM – ILM62DB4 (1)
- 6 Sercos bridge (2)
- 8 Power cable ILM – ILM (M23 – M23)
- 9 Power cable ILM62DB4 – ILM (DB-connector – M23)
- 11 Sercos cable ILM – ILM or ILM62DB4 – ILM (M12 – M12)
- 12 Protective cap for power cable connection (3)
- 13 Sercos distribution connector on ILM62DB4
- 14 Connector, including power cable and 24 V IN on ILM62DB4 (4)
- 15 24 V-IN cable

Max. 36 Lexium 62 ILM integrated drives can be connected on one distribution box and four daisy chain lines.

- (1) Various connector directions available (D1: left, D2: right, D0: straight).
- (2) Any unused Lexium 62 ILM distribution box ILM62DB connection must be terminated with a Sercos bridge.
- (3) Each ILM daisy chain line must be terminated with a protective cap for the power cable connection.
- (4) Separate 24V-supply – only for daisy chain line on this connector.

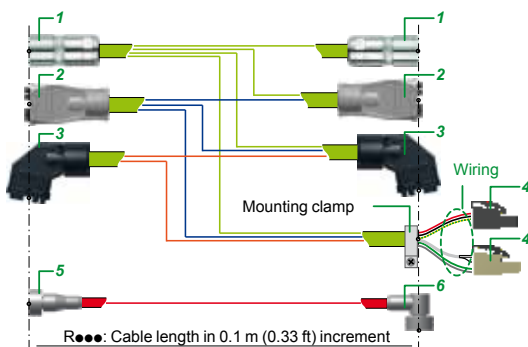
##### Example 7: Sercos and 24 V OUT on ILM62DB4 distribution module



- 1 Lexium 62 ILM connection module ILM62CM
- 2 Lexium 62 ILM distribution box ILM62DB
- 3a Lexium 62 ILM integrated drive with daisy chain connection box Type A, B or C
- 3b Lexium 62 ILM integrated drive with daisy chain connection box Type A, B or C + Lexium 62 ILM Safety module
- 4 Hybrid cable ILM62CM – ILM62DB4 (1)
- 6 Sercos bridge (2)
- 8 Power cable ILM – ILM (M23 – M23)
- 9 Power cable ILM62DB4 – ILM (DB-connector – M23)
- 11 Sercos cable ILM – ILM or ILM62DB4 – ILM (M12 – M12)
- 12 Protective cap for power cable connection (3)
- 16 Sercos distribution connector & 24 V-Out on ILM62DB4
- 17 24 V-Out cable
- 18 Modicon TM5 sercos interface + Modicon TM5 safety I/O modules

- (1) Various connector directions available (D1: left, D2: right, D0: straight).
- (2) Any unused Lexium 62 ILM distribution box ILM62DB must be terminated with a Sercos bridge.
- (3) Each ILM daisy chain line must be terminated with a protective cap for the power cable connection.

#### Connectors – description



- 1 M23/M40 connector
- 2 HyCon3 D0 connector
- 3 HyCon3 D1/D2 connector
- 4 RJ45 connector
- 5 M12 straight connector
- 6 M12 angled connect

#### Cable outlet

on distribution box ILM62DB on ILM integrated drive



# PacDrive 3 automation solution

## Lexium 62 ILM integrated drive

### Connection box , Daisy chain cables



ILM62DCA000 (type A)



ILM62DCB000 (type B)



ILM62DCC000 (type C)

#### Connection box – references

Designation	item no	Description	Lexium 62 ILM-Servo module compatibility	Reference	Weight kg/lb
Daisy chain connection box assembly	3a	Type A	ILM070, ILM100, ILM140	ILM62DCA000	0.535 / 1.18
	3a	Type B	ILM070, ILM100	ILM62DCB000	0.535 / 1.18
	3a	Type C	ILM140	ILM62DCC000	0.535 / 1.18

Cable length	Max. (m / ft)
Between ILM62CM and ILM62DB4	20 / 65.62
Between ILM62DB4 and ILM62DB4	10 / 32.81
Between ILM62DB4 and Lexium 62 ILM integrated drive	10 / 32.81
Between two Lexium 62 ILM integrated drives	10 / 32.81
Between two active Sercos slaves (1)	50 / 164.04
Total of cable lengths	200 / 656.17
For daisy chain cable: between ILM62DB4 and last Lexium 62 ILM integrated drive	10 / 32.81

(1) Connection module ILM62CM and distribution module box ILM62DB are not active Sercos slaves.

#### Daisy chain cable – references

Designation	Between and	item no	Connector type	Length m / ft	Reference	Weight kg/lb	
Power cable	Connection ILM module integrated drive	7a	Terminals / M23	3 / 9.84	VW3E1155R030	1.367 / 3.01	
				5 / 16.40	VW3E1155R050	0.203 / 0.45	
				10 / 32.81	VW3E1155R100	1.367 / 3.01	
	Connection Distribution module box	7b	Terminals / DB connector (D1)	3 / 9.84	VW3E1158R030	1.367 / 3.01	
				5 / 16.40	VW3E1158R050	1.367 / 3.01	
				10 / 32.81	VW3E1158R100	2.370 / 5.22	
	ILM integrated drive	ILM integrated drive	8	M23 / M23	0.3 / 0.98	VW3E1157R003	1.367 / 3.01
					0.7 / 2.30	VW3E1157R007	0.294 / 0.65
					1 / 3.28	VW3E1157R010	0.356 / 0.78
					2 / 6.56	VW3E1157R020	0.562 / 1.24
					3 / 9.84	VW3E1157R030	0.680 / 1.50
					4 / 13.12	VW3E1157R040	0.974 / 2.15
Distribution box	ILM integrated drive	9	DB connector (D1) / M23	1 / 3.28	VW3E1164R010	0.381 / 0.84	
				2 / 6.56	VW3E1164R020	0.587 / 1.29	
				3 / 9.84	VW3E1164R030	0.793 / 1.75	
Sercos cable	Connection ILM module integrated drive	10	RJ45 / M12 angled	3 / 9.84	VW3E3065R030	1.367 / 3.01	
				5 / 16.40	VW3E3065R050	0.557 / 1.23	
				10 / 32.81	VW3E3065R100	1.075 / 2.37	
	ILM integrated drive or Distribution box	ILM integrated drive	11	M12 angled / M12 angled	0.3 / 0.98	VW3E3064R003	0.140 / 0.31
					0.7 / 2.30	VW3E3064R007	0.180 / 0.40
					1 / 3.28	VW3E3064R010	0.210 / 0.46
					2 / 6.56	VW3E3064R020	0.310 / 0.68
					3 / 9.84	VW3E3064R030	0.410 / 0.90
					4 / 13.12	VW3E3064R040	1.367 / 3.01
5 / 16.40	VW3E3064R050	0.610 / 1.34					

#### Daisy chain accessory – references

Designation	item no	Connector type	Length m / ft	Reference	Weight kg/lb
Protective cap for power cable connection	12	–	–	ILM62DCZ000	0.235 / 0.52
Sercos connector distributor in ILM62DB4	13	–	–	VW3E6029	0.700 / 1.54
Sercos cable (1)	–	Straight M12 / M12 angled	1 / 3.28	VW3E3066R010	0.081 / 0.18
			3 / 9.84	VW3E3066R030	0.221 / 0.49
			5 / 16.40	VW3E3066R050	0.361 / 0.80
Connector including Power cable and 24 V IN on Lexium 62 ILM distribution box ILM62DB	14	–	1 / 3.28	VW3E1163R010	0.381 / 0.84
			2 / 6.56	VW3E1163R020	0.587 / 1.29
			3 / 9.84	VW3E1163R030	0.793 / 1.75
24 V IN cable	15	–	1 / 3.28	VW3E8001R010	0.081 / 0.18
			3 / 9.84	VW3E8001R030	0.221 / 0.49
			5 / 16.40	VW3E8001R050	0.361 / 0.80
Daisy Chain M23 Housing Connector Set	–	–	–	VW3E6046	0.220 / 0.49
Sercos connector distributor & 24 V-Out on Lexium 62 ILM distribution box ILM62DB (2)	16	–	–	VW3E6047	0.720 / 1.59
HCN-2 adapter (3)	–	–	–	VW3E6026	0.125 / 0.28
Hybrid Cable	–	CM / HCN-2	2 / 6.56	VW3E1159R020	0.758 / 1.67
			2 / 6.56	VW3E1160R020	0.768 / 1.69
			2 / 6.56	VW3E1161R020	0.768 / 1.69
			2 / 6.56	VW3E1162R020	0.768 / 1.69

(1) For connecting additional Sercos devices.

(2) For 24V-Out cable (item 17) (Ref. TCSXCNEFNX●●V/TCSXCNDNFN●●V), please refer to our catalog "Modicon TM7 – IP 67 modular I/O system".

(3) Allows routing of cables through tubes or cable penetrations.

<b>A</b>			
ABE9C1240M	5	VW3E3065R030	9
ABE9CM12C	5	VW3E3065R050	9
		VW3E3065R100	9
		VW3E3066R010	9
		VW3E3066R030	9
		VW3E3066R050	9
		VW3E4001R030	5
		VW3E6023	4
		VW3E6026	9
		VW3E6029	9
		VW3E6046	9
		VW3E6047	9
		VW3E8001R010	9
		VW3E8001R030	9
		VW3E8001R050	9
		VW3E702100000	5
		VW3E702200000	5
<b>I</b>			
ILM62CMD20A000	4		
ILM62DB4A000	4		
ILM62DCA000	9		
ILM62DCB000	9		
ILM62DCC000	9		
ILM62DCZ000	9		
ILM0701P	3		
ILM0702P	3		
ILM0703P	3		
ILM1001P	3		
ILM1002P	3		
ILM1003P	3		
ILM1401M	3		
ILM1401P	3		
ILM1402P	3		
<b>V</b>			
VW3E1158R030	9		
VW3E1141R●●●	6		
VW3E1142R●●●	6		
VW3E1146R●●●	6		
VW3E1147R●●●	6		
VW3E1148R●●●	6		
VW3E1149R●●●	6		
VW3E1150R●●●	6		
VW3E1151R●●●	6		
VW3E1152R●●●	6		
VW3E1155R030	9		
VW3E1155R050	9		
VW3E1155R100	9		
VW3E1157R003	9		
VW3E1157R007	9		
VW3E1157R010	9		
VW3E1157R020	9		
VW3E1157R030	9		
VW3E1157R040	9		
VW3E1157R050	9		
VW3E1158R050	9		
VW3E1158R100	9		
VW3E1159R020	9		
VW3E1160R020	9		
VW3E1161R020	9		
VW3E1162R020	9		
VW3E1163R010	9		
VW3E1163R020	9		
VW3E1163R030	9		
VW3E1164R010	9		
VW3E1164R020	9		
VW3E1164R030	9		
VW3E3064R003	9		
VW3E3064R007	9		
VW3E3064R010	9		
VW3E3064R020	9		
VW3E3064R030	9		
VW3E3064R040	9		
VW3E3064R050	9		



Life Is On



Learn more about our products at  
[www.schneider-electric.com](http://www.schneider-electric.com)

The information provided in this documentation contains general descriptions and/or technical characteristics of the performance of the products contained herein. This documentation is not intended as a substitute for and is not to be used for determining suitability or reliability of these products for specific user applications. It is the duty of any such user or integrator to perform the appropriate and complete risk analysis, evaluation and testing of the products with respect to the relevant specific application or use thereof. Neither Schneider Electric nor any of its affiliates or subsidiaries shall be responsible or liable for misuse of the information contained herein.

Design: Schneider Electric  
Photos: Schneider Electric

**Schneider Electric Industries SAS**

Head Office  
35, rue Joseph Monier - CS 30323  
F-92500 Rueil-Malmaison Cedex  
France

DIA7ED2160306EN  
January 2020 - V1.1