

XT530B1PCL2

Telemecanique Capacitive proximity sensors
XT, M30, brass, 4-wire, Sn 10 mm, cable 2 m,
1 NC + 1 NO



Main

Range of Product	Telemecanique Capacitive proximity sensors XT
Product or Component Type	Sensor
Sensor Type	Capacitive proximity sensor
Product Specific Application	Detection of insulated or conductive materials
Sensor name	XT5
Sensor design	Cylindrical M30
Size	64 mm
Body type	Fixed
Detector flush mounting acceptance	Flush mountable
Material	Metal
Enclosure Material	Nickel Plated Brass
Type of output signal	Discrete
Wiring Technique	4-wire
[Sn] nominal sensing distance	0.39 in (10 mm)
Discrete output function	1 NC + 1 NO
Output circuit type	DC
Discrete output type	PNP
Electrical connection	Cable
Cable length	6.56 ft (2 m)
[Us] rated supply voltage	24 V DC reverse polarity protection
Maximum delay response	15 ms
IP degree of protection	IP67 conforming to IEC 60529 IP65 conforming to IEC 60529

Complementary

ISO thread	M30 x 1.5
Detection face	Frontal
Front material	PBT
[Sa] assured operating distance	0.00...0.28 in (0...7.2 mm)
Adjustment zone	0.08...0.79 in (2...20 mm)
Differential travel	< 0.2 x Sr
Repeat accuracy	< 0.1 x Sr
Wire insulation material	PVC
Status LED	Output state indication 1 LED yellow) Power status 1 LED green)
Supply voltage limits	12...30 V DC
Maximum residual current	0.1 mA open state
Protection Type	Short-circuit protection
Switching frequency	<= 25 Hz
Maximum voltage drop	<2.5 V closed)
Current consumption	< 15 mA
Maximum delay first up	300 ms

Maximum delay recovery	15 ms
Maximum switching current	200 mA
Marking	CE
Setting-up	Sensitivity by potentiometer
Threaded length	2.09 in (53 mm)
Length	2.52 in (64 mm)
Product Weight	0.60 lb(US) (0.27 kg)

Environment

Standards	EN/IEC 60947-5-2 UL 61010-1
Product Certifications	cULus
Ambient Air Temperature for Operation	-13...158 °F (-25...70 °C)
Electrical insulation class	Class III EN/IEC 61140
Vibration resistance	10 gn 1 mm 10...55 Hz)IEC 60068-2-6
Shock resistance	30 gn 11 ms IEC 60068-2-27
Resistance to electrostatic discharge	4 KV contact IEC 61000-4-2 8 kV air IEC 61000-4-2
Resistance to electromagnetic fields	9.14 V/m (10 V/m) IEC 61000-4-3
Resistance to fast transients	2 kV IEC 61000-4-4




Ordering and shipping details

Category	22490-SENSORS-ULTRASONIC (XX5,6)
Discount Schedule	DS2
GTIN	3389110000429
Returnability	No

Packing Units

Unit Type of Package 1	PCE
Number of Units in Package 1	1
Package 1 Height	1.77 in (4.5 cm)
Package 1 Width	5.12 in (13.0 cm)
Package 1 Length	5.31 in (13.5 cm)
Package 1 Weight	7.27 oz (206.0 g)
Unit Type of Package 2	S02
Number of Units in Package 2	30
Package 2 Height	5.91 in (15.0 cm)
Package 2 Width	11.81 in (30.0 cm)
Package 2 Length	15.75 in (40.0 cm)
Package 2 Weight	14.33 lb(US) (6.502 kg)

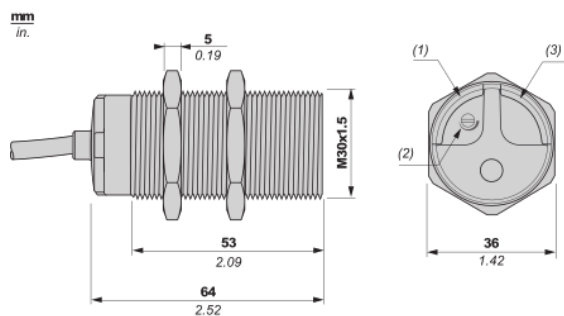
Offer Sustainability

California proposition 65	WARNING: This product can expose you to chemicals including: Diisononyl phthalate (DINP), which is known to the State of California to cause cancer, and Di-isodecyl phthalate (DIDP), which is known to the State of California to cause birth defects or other reproductive harm. For more information go to www.P65Warnings.ca.gov
REACH Regulation	 REACH Declaration
REACH free of SVHC	Yes
EU RoHS Directive	Pro-active compliance (Product out of EU RoHS legal scope)  EU RoHS Declaration
Mercury free	Yes
RoHS exemption information	 Yes

Contractual warranty

Warranty	18 months
----------	-----------

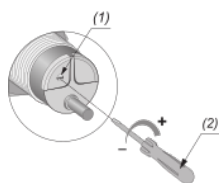
Dimensions



- (1) Output status LED (yellow)
- (2) Adjustment potentiometer (sensitivity)
- (3) Power ON LED (green)

Mounting and Clearance

Sensitivity adjustment

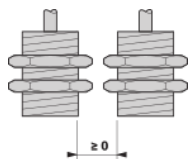


- (1) Adjustment potentiometer
- (2) Adjustment using suitable screwdriver (included with sensor)

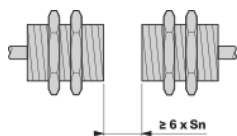
Mounting and Clearance

Minimum Mounting Distances

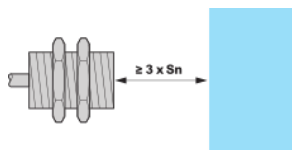
Side by side



Face to face



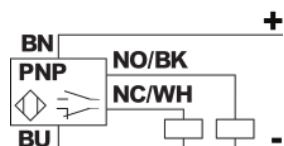
Facing a Metal Object



Connections and schema

Wiring diagram

4-wire DC, PNP, NO + NC output, pre-cabled



BU: Blue
BN: Brown
BK: Black
WH: White