

XMLG025D23

Electronic pressure sensors, Pressure sensors XM, sensor XMLG, 0...25 bar, 1/4" NPT male, 24 V, 4...20 mA



Main

Range of Product	Telemecanique Pressure sensors XM
Product or Component Type	Electronic pressure sensors
Pressure sensor type	Pressure transmitter
Pressure sensor name	XMLG
Pressure sensor size	362.59 psi (25 bar)
Fluid connection type	1/4" - 18 NPT (male)
Controlled fluid	Air 5...257 °F (-15...125 °C) Corrosive fluid 5...257 °F (-15...125 °C) Hydraulic oil 5...257 °F (-15...125 °C) Fresh water 32...257 °F (0...125 °C)
Type of output signal	Analogue
Analogue output function	4...20 mA, 2 wires
Electrical connection	1 male connector M12, 3 pins
[Us] rated supply voltage	12 V DC 8...33 V 24 V DC 8...33 V
Quantity per Set	Set of 1
Type of Packing	Individual
Diameter	0.90 in (22.8 mm)

Complementary

Pressure setting range	0.00...362.59 psi (0...25 bar)
Maximum permissible accidental pressure	812.21 psi (56 bar)
Destruction pressure	906.49 psi (62.5 bar)
Local display	Without
Electrical circuit type	Control circuit
Current Consumption	< 20 mA
Materials in contact with fluid	Ceramic FPM (Viton) Stainless steel type AISI 303
Operating position	Any position
Protection Type	Load short-circuit Reverse polarity
Surge withstand	1 KV 42 Ohm EN/IEC 61000-4-5 500 kV 12 Ohm EN/IEC 61000-4-5
[Uimp] rated impulse withstand voltage	0.5 kV
Response time on output	< 2 ms
Drift of the sensitivity	+/- 0.015 % of measuring range/°C
Drift of the zero point	+/- 0.015 % of measuring range/°C
Measurement accuracy	+/- 0.3 % of the measuring range
Repeat accuracy	+/- 0.1 % of the measuring range
Mechanical durability	10000000 cycles
Product Weight	0.21 lb(US) (0.095 kg)
Height	2.29 in (58.1 mm)
Length	1.91 in (48.5 mm)

The information provided in this documentation contains general descriptions and/or technical characteristics of the performance of the products contained herein. This documentation is not intended as a substitute for and is not to be used for determining suitability or reliability of these products for specific user applications. It is the duty of any such user or integrator to perform the appropriate and complete risk analysis, evaluation and testing of the products with respect to the relevant specific application or use thereof. Neither Schneider Electric Industries SAS nor any of its affiliates or subsidiaries shall be responsible or liable for misuse of the information contained herein.

Environment

Standards	EN/IEC 61326-2-3 CE
Product Certifications	UL 508 CSA C22.2 No 14 EAC
Protective treatment	TC
Ambient Air Temperature for Operation	5...185 °F (-15...85 °C)
Ambient Air Temperature for Storage	-40...185 °F (-40...85 °C)
Vibration resistance	20 gn 9...2000 Hz)EN/IEC 60028-2-6
Shock resistance	25 gn 11 ms EN/IEC 60068-2-27
Resistance to electrostatic discharge	15 kV in air EN/IEC 61000-4-2 8 kV on contact EN/IEC 61000-4-2
Resistance to electromagnetic fields	182.88 V/m (200 V/m) 80...1000 Hz EN/IEC 61000-4-3
Resistance to fast transients	4 kV EN/IEC 61000-4-4
Resistance to conducted disturbances	30 V 0.15...80 Hz)EN/IEC 61000-4-6
Resistance to magnetic fields	98.43 A/m (30 A/m) 50 Hz EN/IEC 61000-4-8
IP degree of protection	IP66 conforming to EN/IEC 60529 IP67 conforming to EN/IEC 60529
NEMA Degree of Protection	NEMA 4




Ordering and shipping details

Category	21551-XMLE,XMLF,XMLG PRESSURE SENSORS
Discount Schedule	DS2
GTIN	3389118342279
Returnability	No
Country of origin	CH

Packing Units

Unit Type of Package 1	PCE
Number of Units in Package 1	1
Package 1 Height	1.97 in (5.0 cm)
Package 1 Width	4.13 in (10.5 cm)
Package 1 Length	5.31 in (13.5 cm)
Package 1 Weight	4.80 oz (136.0 g)

Offer Sustainability

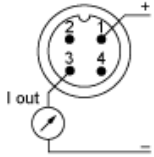
California proposition 65	WARNING: This product can expose you to chemicals including: Diisononyl phthalate (DINP), which is known to the State of California to cause cancer, and Di-isodecyl phthalate (DIDP), which is known to the State of California to cause birth defects or other reproductive harm. For more information go to www.P65Warnings.ca.gov
REACH Regulation	 REACH Declaration
EU RoHS Directive	Pro-active compliance (Product out of EU RoHS legal scope)  EU RoHS Declaration
Mercury free	Yes
RoHS exemption information	 Yes

Contractual warranty

Warranty	18 months
----------	-----------

Wiring Diagram

2-Wire Technique (4-20 mA)



Output Curves

