



## Main

Range of Product	Telemecanique Pressure sensors XM
Product or Component Type	Electromechanical pressure sensor
Pressure sensor type	Electromechanical pressure sensor
Device short name	XMLB
Pressure sensor size	14.50 psi (1 bar)
Controlled fluid	Air 32...320 °F (0...160 °C)) Hydraulic oil 32...320 °F (0...160 °C))
Fluid connection type	G 1/4 (female) ISO 228
Electrical connection	Screw-clamps terminals, 1 x 0.5...2 x 2.5 mm <sup>2</sup> 1 connector Pg 13
AWG Gauge	AWG 20...AWG 14
Cable entry	Cable gland 0.35...0.51 in (9...13 mm)
Contacts type and composition	1 C/O
Product Specific Application	-
Pressure switch type of operation	Regulation between 2 thresholds
Electrical circuit type	Control circuit
Scale type	Adjustable differential
Local display	With
Adjustable range of switching point on rising pressure	0.73...14.50 psi (0.05...1 bar)
Adjustable range of switching point on falling pressure	0.15...13.63 psi (0.01...0.94 bar)
Possible differential maximum at high setting	10.88 psi (0.75 bar)
Maximum permissible accidental pressure	32.63 psi (2.25 bar)
Destruction pressure	65.27 psi (4.5 bar)
Pressure actuator	Diaphragm
Materials in contact with fluid	304L stainless steel Steel FPM, FKM
Enclosure Material	Zinc alloy
Line Rated Current	3 A, B300, AC-15 (Ue = 120 V)EN/IEC 60947-5-1 1.5 A, B300, AC-15 (Ue = 240 V)EN/IEC 60947-5-1 0.1 A, R300, DC-13 (Ue = 250 V)EN/IEC 60947-5-1

## Complementary

Possible differential minimum at low setting	0.58 psi (0.04 bar) +/- 10 mbar)
Possible differential minimum at high setting	0.87 psi (0.06 bar) +/- 20 mbar)
Maximum permissible pressure - per cycle	18.13 psi (1.25 bar)
Terminal block type	4 terminals
Maximum operating rate	120 cyc/mn
Repeat accuracy	2 %
[Ui] rated insulation voltage	300 V UL 508 500 V EN/IEC 60947-1 300 V CSA C22.2 No 14

The information provided in this documentation contains general descriptions and/or technical characteristics of the performance of the products contained herein. This documentation is not intended as a substitute for and is not to be used for determining suitability or reliability of these products for specific user applications. It is the duty of any such user or integrator to perform the appropriate and complete risk analysis, evaluation and testing of the products with respect to the relevant specific application or use thereof. Neither Schneider Electric Industries SAS nor any of its affiliates or subsidiaries shall be responsible or liable for misuse of the information contained herein.

[Uimp] rated impulse withstand voltage	6 kV EN/IEC 60947-1
Auxiliary contacts operation	Snap action
Contacts material	Silver contacts
Maximum resistance across terminals	25 MOhm IEC 255-7 category 3 25 mOhm NF C 93-050 method A
Short-circuit protection	10 A cartridge fuse gG (gl)
Mechanical durability	4000000 cycles
Setting	External
Height	6.38 in (162 mm)
Depth	4.33 in (110 mm)
Width	4.33 in (110 mm)
Product Weight	5.68 lb(US) (2.575 kg)

## Environment

Standards	CSA C22.2 No 14 CE UL 508 EN/IEC 60947-5-1
Product Certifications	EAC LROS (Lloyds register of shipping) CSA UL BV CCC
Protective treatment	TC standard version
Ambient Air Temperature for Operation	-13...158 °F (-25...70 °C)
Ambient Air Temperature for Storage	-40...158 °F (-40...70 °C)
Operating position	Any position
Vibration resistance	2 gn 30...500 Hz)IEC 60068-2-6
Shock resistance	30 gn IEC 60068-2-27
Electrical shock protection class	Class I IEC 1140 Class I IEC 536 Class I NF C 20-030
IP degree of protection	IP66 conforming to EN/IEC 60529

## Ordering and shipping details

Category	22661-XMLA,B,C,D PRESSURE SWITCHES
Discount Schedule	DS2
GTIN	3389110746747
Returnability	No
Country of origin	CZ

## Packing Units

Unit Type of Package 1	PCE
Number of Units in Package 1	1
Package 1 Height	7.87 in (20 cm)
Package 1 Width	7.28 in (18.5 cm)
Package 1 Length	7.28 in (18.5 cm)
Package 1 Weight	5.36 lb(US) (2.433 kg)
Unit Type of Package 2	S04
Number of Units in Package 2	4
Package 2 Height	11.81 in (30 cm)
Package 2 Width	15.75 in (40 cm)
Package 2 Length	23.62 in (60 cm)
Package 2 Weight	23.08 lb(US) (10.468 kg)

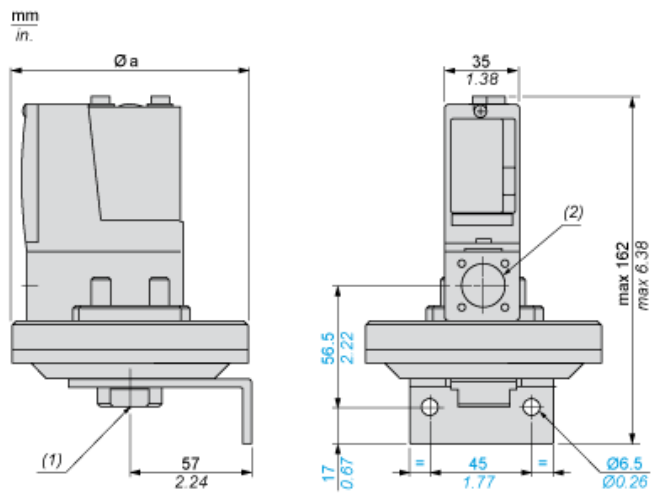
## Offer Sustainability

Sustainable offer status	Green Premium product
California proposition 65	WARNING: This product can expose you to chemicals including: Diisononyl phthalate (DINP), which is known to the State of California to cause cancer, and Di-isodecyl phthalate (DIDP), which is known to the State of California to cause birth defects or other reproductive harm. For more information go to <a href="http://www.P65Warnings.ca.gov">www.P65Warnings.ca.gov</a>
REACH Regulation	<a href="#">REACH Declaration</a>
EU RoHS Directive	Pro-active compliance (Product out of EU RoHS legal scope) <a href="#">EU RoHS Declaration</a>
Mercury free	Yes
RoHS exemption information	<a href="#">Yes</a>
Environmental Disclosure	<a href="#">Product Environmental Profile</a>

## Contractual warranty

Warranty	18 months
----------	-----------

## Dimensions



Ø a = 110 mm / 4.33 in.

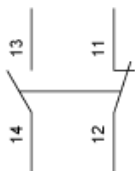
- (1) 1 fluid entry, tapped G1/4 (BSP female)
- (2) 1 electrical connections entry, tapped Pg 13.5

---

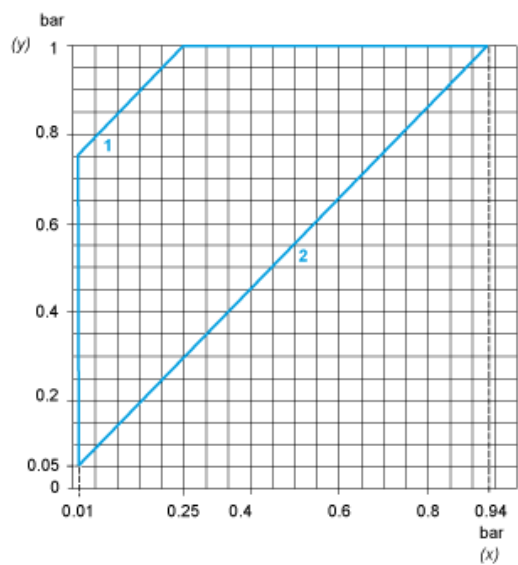
## Wiring Diagram

---

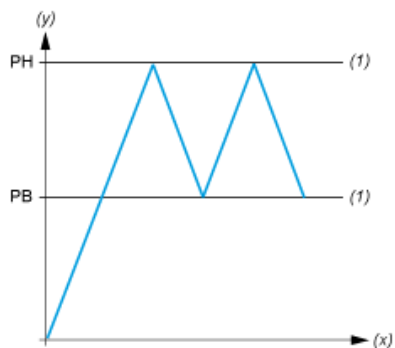
### Terminal Model



## Operating Curves



- (y) Rising pressure  
(x) Falling pressure  
1 : Maximum differential  
2 : Minimum differential



- (y) Pressure  
(x) Time  
(1) Adjustable value  
PH : High point  
PB : Below point