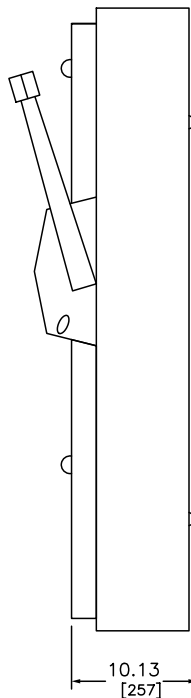
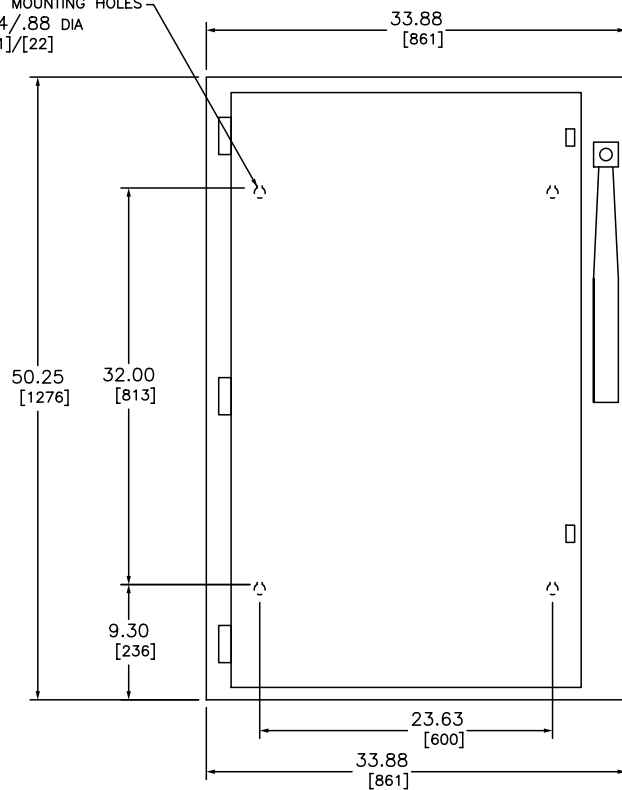


KEYSLOT MOUNTING HOLES  
(4) .44/.88 DIA  
[11]/[22]



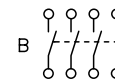
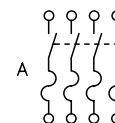
NEMA TYPE 1  
NO KNOCKOUTS

NOTES:  
FINISH - GRAY BAKED ENAMEL  
UL LISTED - FILE E-154828  
NOT SUITABLE FOR USE AS SERVICE EQUIPMENT  
SHORT CIRCUIT CURRENT RATINGS:  
10,000 AMPERES WHEN USED WITH OR PROTECTED BY CLASS H OR K FUSES.  
200,000 AMPERES WHEN USED WITH OR PROTECTED BY CLASS R FUSES HAVING  
CLASS REJECTIONS KITS INSTALLED OR CLASS J FUSES.

# WIRING DIAGRAMS

FUSIBLE

NOT FUSIBLE



## TERMINAL LUGS DATA

AMPERES	MAX. WIRE	MIN. WIRE	TYPE
600	(2) 500 KCMIL	(2) #3/0 AWG	AL OR CU

DUAL DIMENSIONS: INCHES  
MILLIMETERS

CATALOG NUMBER	VOLTAGE RATINGS	WIRING DIAG.	HORSEPOWER RATINGS													
			240VAC				480VAC				600VAC				250 VDC	600 VDC
			STD		MAX		STD		MAX		STD		MAX			
			1Ø	3Ø	1Ø	3Ø	1Ø	3Ø	1Ø	3Ø	1Ø	3Ø	1Ø	3Ø	STD	STD
H466	600VAC, 600VDC	A	—	75	—	200	—	150	—	400	—	200	—	500	50	50
HU466	600VAC, 600VDC	B	—	—	—	200	—	—	—	400	—	—	—	500	50	50

HEAVY DUTY SAFETY SWITCHES  
VISIBLE BLADE TYPE  
600 AMPERE  
ENCLOSURE - NEMA TYPE 1 GENERAL PURPOSE



DWG# 1929  
NO.