

XB6AW5B1B

Complete illuminated push button, Harmony XB6, yellow flush illum pushbutton Ø 16 spring return 1 NO 12...24 V



Main

| | |
|-------------------------------|----------------------------------|
| Range of Product | Harmony XB6 |
| Product or Component Type | Complete illuminated push-button |
| Device short name | XB6 |
| Bezel material | Plastic |
| Mounting diameter | 0.63 in (16 mm) |
| Sale per indivisible quantity | 1 |
| Shape of signaling unit head | Round |
| Type of operator | Spring return |
| Operator profile | Yellow flush, unmarked |
| Contacts type and composition | 1 NO |
| Contact operation | Slow-break |
| Connections - terminals | Faston connectors 2.8 x 0.5 mm |
| Light source | LED |
| Bulb base | Integral LED |
| [Us] rated supply voltage | 12...24 V AC/DC |

Complementary

| | |
|--|---|
| CAD overall width | 0.71 in (18 mm) |
| CAD overall height | 0.71 in (18 mm) |
| CAD overall depth | 2.24 in (57 mm) |
| Terminals description ISO n°1 | (13-14)NO |
| Net Weight | 0.05 lb(US) (0.022 kg) |
| Operating position | Any position |
| Positive opening | With EN/IEC 60947-5-1 appendix K |
| Operating travel | 0.04 in (1 mm) NO changing electrical state 0.14 in (3.5 mm) total travel) |
| Operating force | 3.5 N NO changing electrical state |
| Contacts material | Silver alloy (Ag/Ni) |
| Short-circuit protection | 6 A cartridge fuse gG |
| [Ui] rated insulation voltage | 250 V 3)EN/IEC 60947-1 |
| [Uimp] rated impulse withstand voltage | 4 kV EN/IEC 60947-1 |
| [Ie] rated operational current | 3 A 120 V, AC-15, B300 EN/IEC 60947-5-1 1.5 A 240 V, AC-15, B300 EN/IEC 60947-5-1 0.1 A 250 V, DC-13, R300 EN/IEC 60947-5-1 0.22 A 125 V, DC-13, R300 EN/IEC 60947-5-1 |
| Electrical durability | 1000000 Cycles, AC-15 230 V 3600 cyc/h 0.5 EN/IEC 60947-5-1 appendix C 1000000 cycles, DC-13 230 V 3600 cyc/h 0.5 EN/IEC 60947-5-1 appendix C |
| Electrical reliability | $\Lambda = 10\exp(-8)$ 5 V 1 mA with confidence level of 90 % IEC 60947-5-4 |
| Signalling type | Steady |
| Supply voltage limits | 6...30 V AC/DC |
| Current Consumption | 15 mA |
| Surge withstand | 1 KV direct contact IEC 61000-4-5 2 kV in free air IEC 61000-4-5 |

The information provided in this documentation contains general descriptions and/or technical characteristics of the products of the performance of the products contained herein. This documentation is not intended as a substitute for and is not to be used for determining suitability or reliability of these products for specific user applications. It is the duty of any such user or integrator to perform the appropriate and complete risk analysis, evaluation and testing of the products with respect to the relevant specific application or use thereof. Neither Schneider Electric Industries SAS nor any of its affiliates or subsidiaries shall be responsible or liable for misuse of the information contained herein.

Environment

| | |
|---------------------------------------|--|
| Protective treatment | TC |
| Ambient Air Temperature for Storage | -40...158 °F (-40...70 °C) |
| Ambient Air Temperature for Operation | -13...158 °F (-25...70 °C) |
| Electrical shock protection class | Class II IEC 61140 |
| IP degree of protection | IP65 IEC 60529 |
| NEMA degree of protection | NEMA 13 UL 50 NEMA 4 UL 50 NEMA 4X UL 50 NEMA 13 CSA C22.2 No 94 NEMA 4 CSA C22.2 No 94 NEMA 4X CSA C22.2 No 94 |
| Standards | EN/IEC 60947-1 EN/IEC 60947-5-1 JIS C 852 CSA C22.2 No 14 EN/IEC 60947-5-5 JIS C 4520 |
| Product Certifications | CSA GOST UL CCC |
| Vibration resistance | +/- 3 mm 2...500 Hz)IEC 60068-2-6 5 gn 2...500 Hz)IEC 60068-2-6 |
| Shock resistance | 30 gn 18 ms) half sine wave acceleration IEC 60068-2-27 50 gn 11 ms) half sine wave acceleration IEC 60068-2-27 |
| Resistance to fast transients | 2 kV IEC 61000-4-4 |
| Resistance to electromagnetic fields | 9.14 V/m (10 V/m) IEC 61000-4-3 |
| Resistance to electrostatic discharge | 6 kV on contact (on metal parts) IEC 61000-4-2 8 kV in free air (in insulating parts) IEC 61000-4-2 |
| Electromagnetic emission | Class B IEC 55011 |





Ordering and shipping details



| | |
|-------------------|-------------------------|
| Category | 22459-PUSHBUTTONS, 16MM |
| Discount Schedule | CS2 |
| GTIN | 785901356615 |
| Returnability | No |

Packing Units

| | |
|------------------------------|---------------------|
| Unit Type of Package 1 | PCE |
| Number of Units in Package 1 | 1 |
| Package 1 Height | 2.54 in (6.452 cm) |
| Package 1 Width | 1.00 in (2.54 cm) |
| Package 1 Length | 6.45 in (16.387 cm) |
| Package 1 Weight | 3.20 oz (90.718 g) |

Offer Sustainability

| | |
|----------------------------|---|
| Sustainable offer status | Green Premium product |
| California proposition 65 | WARNING: This product can expose you to chemicals including: Lead and lead compounds, which is known to the State of California to cause cancer and birth defects or other reproductive harm. For more information go to www.P65Warnings.ca.gov |
| REACH Regulation |  REACH Declaration |
| EU RoHS Directive | Pro-active compliance (Product out of EU RoHS legal scope)  EU RoHS Declaration |
| Mercury free | Yes |
| China RoHS Regulation |  China RoHS Declaration |
| RoHS exemption information |  Yes |

| | |
|-----------------------------|--|
| Environmental Disclosure |  Product Environmental Profile |
| Circularity Profile |  End Of Life Information |
| WEEE | The product must be disposed on European Union markets following specific waste collection and never end up in rubbish bins. |
| Contractual warranty | |
| Warranty | 18 months |