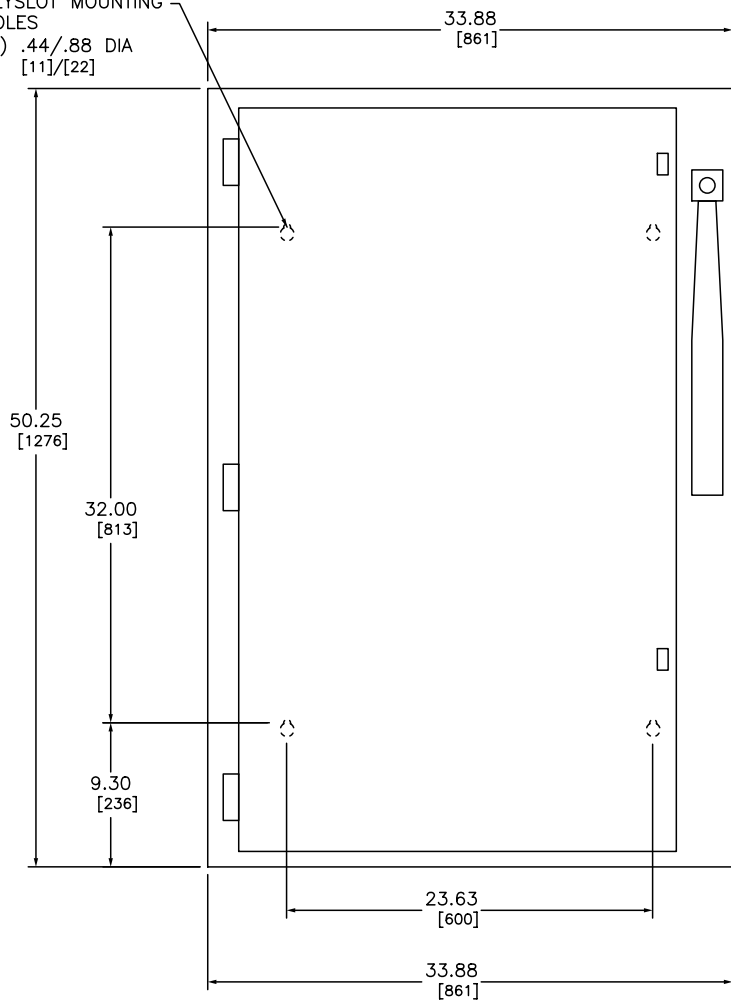
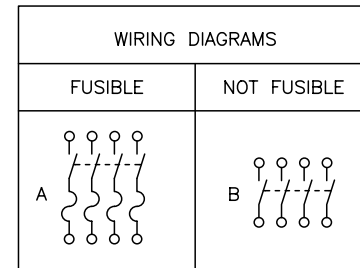
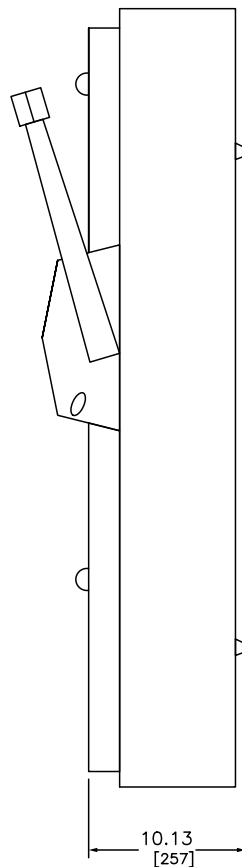


KEYSLOT MOUNTING HOLES
(4) .44/.88 DIA
[11]/[22]



NOTES:
FINISH - GRAY BAKED ENAMEL
UL LISTED - FILE E-154828
ALL NEUTRALS - INSULATED GROUNDABLE
NOT SUITABLE FOR USE AS SERVICE EQUIPMENT
SHORT CIRCUIT CURRENT RATINGS:
10,000 AMPERES WHEN USED WITH OR PROTECTED BY CLASS H OR K FUSES.
200,000 AMPERES WHEN USED WITH OR PROTECTED BY CLASS R FUSES
OR CLASS J FUSES.

NEMA TYPE 1
NO KNOCKOUTS



TERMINAL LUGS DATA			
AMPERES	MAX. WIRE	MIN. WIRE	TYPE
400	(1) 750 KCMIL	(1) #1/0 AWG	AL OR CU
	OR (2) 300 KCMIL	OR (2) #1/0 AWG	

DUAL DIMENSIONS: INCHES
MILLIMETERS

CATALOG NUMBER	VOLTAGE RATINGS	WIRING DIAG.	HORSEPOWER RATINGS													
			240VAC			480VAC			600VAC			250 VDC	600 VDC			
			STD	MAX		STD	MAX		STD	MAX						
			1Ø	3Ø	1Ø 3Ø	1Ø 3Ø	1Ø 3Ø	1Ø 3Ø	1Ø 3Ø	1Ø 3Ø	1Ø 3Ø	1Ø 3Ø				
H465	600VAC, 600VDC	A	—	50	—	125	—	100	—	250	—	125	—	350	50	50
HU465	600VAC, 600VDC	B	—	—	—	125	—	—	—	250	—	—	—	350	50	50

HEAVY DUTY SAFETY SWITCHES
VISIBLE BLADE TYPE
400 AMPERE
ENCLOSURE - NEMA TYPE 1 GENERAL PURPOSE



DWG# 1924
NO.