

HDPM6000R

Technical Data Sheet

Exceptional utility grade power monitoring and full power quality metrics with optional waveform capture - all at the branch circuit level

The PowerLogic™ HDPM6000 head unit pairs with the HDPM6000R retrofit module to provide waveform capture, data logging and Ethernet communication. The most versatile meter on the market, it can be integrated into any switchgear, distribution panel or cabinet with a high density of circuits. The HDPM6000 head unit outputs directly via Ethernet using Modbus TCP/IP, SNMP, and BACnet. The HDPM6000R is installed with little down time and is available in 24, 42, 84, 108, 126, 168 and 192 circuit solutions.

The flexible design of the HDPM6000R is ideal for today's environment of constant additions, continual moves and location adjustments. The design allows for easy installation, as well as simple integration and operation. Stocked with a common chipset, web-based UI and upgradeable firmware, the HDPM6000 platform delivers a high quality power metering solution.

Applications

Ideal for large building applications such as data centers, industrial facilities, infrastructure and other similar environments.



Market solutions

Markets that benefit from a solution with HDPM6000R include:

- Data centers
 - Industrial facilities
 - Healthcare facilities
 - Manufacturing
-

Benefits

- Modular platform approach provides scalability and minimizes integration costs, start up time and operational expenses.
 - Provides power quality metrics down to the branch circuit allowing users to effectively monitor circuit loads, manage power consumption, allocate energy costs and maximize uptime across their facilities.
 - Makes energy and power quality data immediately actionable and relevant to operational and sustainability goals
-


Competitive advantages

- Asset management
 - Identify increased harmonics in the rack servers to detect a potential disruption
 - Total Harmonics Distortion
 - Waveform capture
- Display and web page visualization
 - Optional touchscreen display accesses meter data
 - User-friendly web interface allows configuration of branch circuits and commissioning of meter system
- Data logging and software monitoring
 - Data logging and on-board memory storage
 - EcoStruxure™ PME and Power Operation integration

Power management solutions

Schneider Electric provides innovative power management solutions to increase your energy efficiency and cost savings. Maximize electrical network reliability and availability, and optimize electrical asset performance.

HDPM6000R



Measurements

- Current per branch and sum of all phases
- Energy (kWh) per branch and sum of all phases
- Real Power (kW) per branch and sum of all phases
- Apparent Power (kVA) per branch and sum of all phases
- Reactive Power (kVAR) per branch and sum of all phases
- Real Power (kW) demand per circuit
- Total Harmonic Distortion (THD)
- Current waveform capture (optional)
- Power factor (sign indicates leading or lagging current), per branch and average of all phases for multi-phase circuits

Features guide

| | |
|-------------------------|--|
| Web interface | For configuration and live data access |
| Supported protocols | Modbus TCP/IP, SNMP, BACnet |
| Data storage | Min. 8 GB SD card to store log data and waveform captures provided |
| Alarms | Onboard user-configurable alarms and alerts |
| Power quality analytics | Waveform capture and current THD |

Technical specifications

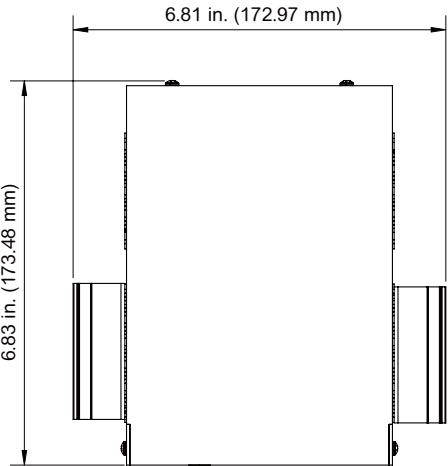
| Electrical characteristics | |
|-------------------------------|--|
| CT support | UL 2808, 20-4000 A with internal burdened resistor and 250 mV signal (no shorting blocks required) |
| CT options | Solid-core or split-core type current transformers with a maximum voltage of 480 V. |
| Environmental characteristics | |
| Operating temperature | -20 to 60 °C |
| Storage temperature | -40 to 85 °C |
| Relative humidity | 5 to 90% non-condensing |
| Maximum operating altitude | 2,000 m |
| Non-operating altitude | 15,000 m |
| Noise level | < 65 dba at six feet from the PQM |
| Mounting location | Not suitable for wet locations. For indoor use only. |

Note: For detailed electrical specifications on measurement voltage and power supply input voltage, refer to the HDPM6000 Technical Datasheet.

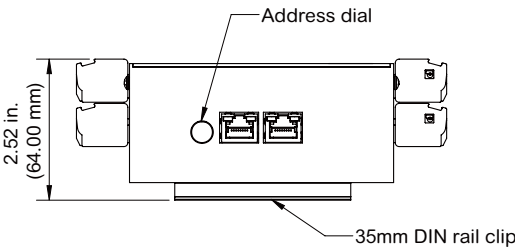
Dimensions

24-Circuit

Top view

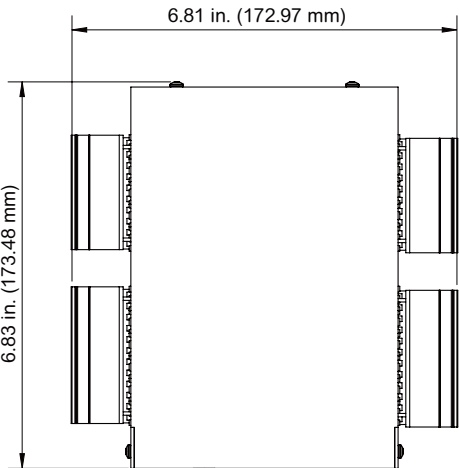


Side view

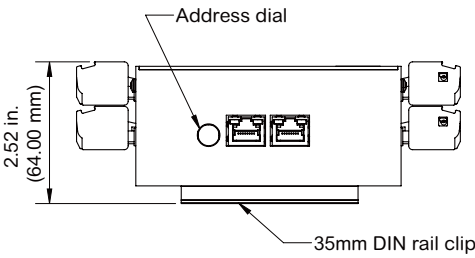


42-Circuit

Top view

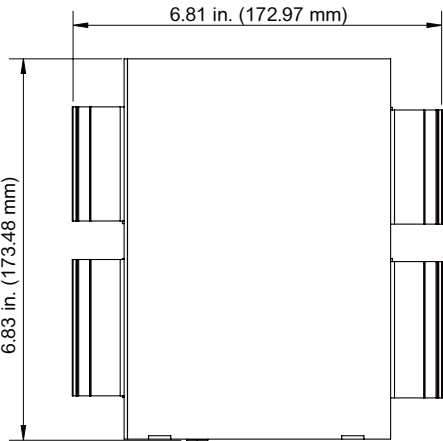


Side view

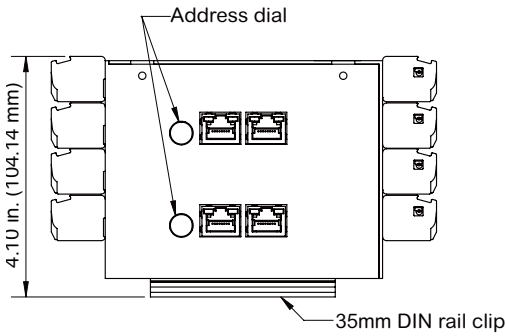


84-Circuit

Top view



Side view



Commercial References

| Model | Description |
|-----------------------------------|---|
| HDPM6000R Retrofit Modules | |
| METSEHDPM6R24 | HDPMR 24 Ckt Module |
| METSEHDPM6R24WF | HDPMR 24 Ckt Module WFC |
| METSEHDPM6R42 | HDPMR 42 Ckt Module |
| METSEHDPM6R42WF | HDPMR 42 Ckt Module WFC |
| METSEHDPM6R84 | HDPMR 84 Ckt Module |
| METSEHDPM6R84WF | HDPMR 84 Ckt Module WFC |
| HDPM6000 Head Unit | |
| METSEHDPM6S480VC | HDPM 50 / 60 Hz up to 480 v |
| HDPM6000 CT's | Refer to HDPM6000 CT manual for full list |
| Power Supplies | |
| METSEHDPM6PSV240* | HDPM PS 24 VDC 60 watt |
| METSEHDPM6PSV500* | HDPM PS 24 VDC 90 watt |

**Phoenix Contact power supply.*

Schneider Electric
12345 SW Leveton Drive
Tualatin, OR 97062 USA
+1-503-598-4564
www.se.com

As standards, specifications and designs develop from time to time, please contact Schneider Electric for confirmation of the information given in this document.

Design: Schneider Electric
Photos: Schneider Electric

HDPM6000R Retrofit Module
PLSED310173EN

© 2022 - Schneider Electric - All rights reserved.

05-2022
Rev: F

Life Is On

Schneider
Electric