

BGF16100

Circuit breaker, PowerPact B, 100A, 1 pole, 600Y/347VAC, 18kA, terminal nut, thermal magnetic, 80%



Main

Range	PowerPact
Product name	PowerPact B
Device short name	BG 100
Product or Component Type	Circuit breaker
Device Application	Distribution

Complementary

Line Rated Current	100 A
Number of Poles	1P
Protected poles description	1t
Control Type	Toggle
Breaking capacity code	G
Breaking capacity	65 KA 208Y/120 V AC 50/60 Hz UL 489 65 KA 240 V AC 50/60 Hz UL 489 35 KA 480Y/277 V AC 50/60 Hz UL 489 20 KA 600Y/347 V AC 50/60 Hz UL 489 20 kA 125 V DC UL 489
[Ue] rated operational voltage	240 V AC 50/60 Hz UL 489
Network Frequency	50/60 Hz
[Ics] rated service breaking capacity	65 kA 220...240 V AC 50/60 Hz IEC 60947-2
[Uimp] rated impulse withstand voltage	8 kV IEC 60947-2
Trip unit technology	Thermal-magneticTM-D,
Continuous current rating	80 %
[Ui] rated insulation voltage	800 V IEC 60947-2
Trip unit name	TM-D
Suitability for isolation	Yes IEC 60947-2
Utilisation category	Category A
Mechanical durability	15000 cycles IEC 947-1 Annex F ed 5.2
Electrical durability	10000 cycles IEC 947-1 Annex K ed 5.2 In
Connection pitch	1.06 in (27 mm)
AWG gauge	AWG 14...AWG 8 aluminium/copper AWG 6...AWG 3/0 aluminium/copper
Mounting mode	Clip-on 35 mm symmetrical DIN rail) By screws plate)
Electrical connection	Terminal nut ON and OFF end
Tightening torque	44.25 Lbf.in (5 N.m) 0.00...0.02 in ² (2.5...16 mm ²) (AWG 14...AWG 4) 79.66 lbf.in (9 N.m) 0.04...0.15 in ² (25...95 mm ²) (AWG 3...AWG 3/0)
Power wire stripping length	0.79 in (20 mm)
Color	Gray RAL 7016)
9 mm pitches	3
Height	5.39 in (137 mm)
Width	1.06 in (27 mm)

The information provided in this documentation contains general descriptions and/or technical characteristics of the performance of the products contained herein. This documentation is not intended as a substitute for and is not to be used for determining suitability or reliability of these products for specific user applications. It is the duty of any such user or integrator to perform the appropriate and complete risk analysis, evaluation and testing of the products with respect to the relevant specific application or use thereof. Neither Schneider Electric Industries SAS nor any of its affiliates or subsidiaries shall be responsible or liable for misuse of the information contained herein.

Depth	3.15 in (80 mm)
Net Weight	1.01 lb(US) (0.46 kg)
Quantity per Set	Set of 1

Environment

Quality labels	CE
Standards	NMX J-266 NEMA AB1 CSA C22.2 No 5 GB 14048.2 EN/IEC 60947-5-1 EN/IEC 60947-2 UL 489
Product certifications	UL IEC CCC EAC CSA NOM
IP degree of protection	Front cover IP40 IEC 60529
IK degree of protection	IK07 IEC 62262
Pollution degree	3 IEC 60947-1
Ambient Air Temperature for Operation	-13...158 °F (-25...70 °C)
Ambient Air Temperature for Storage	-58...185 °F (-50...85 °C)
Operating altitude	6561.68 ft (2000 m) without derating 5000 m with derating




Ordering and shipping details

Category	01131-BG UNIT MOUNT BREAKER/SWITCH
Discount Schedule	DE2
GTIN	3606481193117
Nbr. of units in pkg.	1
Package weight(Lbs)	16.00 oz (453.592 g)
Returnability	Yes
Country of origin	MX

Packing Units

Unit Type of Package 1	PCE
Package 1 Height	1.40 in (3.556 cm)
Package 1 width	4.70 in (11.938 cm)
Package 1 Length	7.50 in (19.05 cm)

Offer Sustainability

Sustainable offer status	Green Premium product
California proposition 65	WARNING: Cancer and Reproductive Harm - www.P65Warnings.ca.gov
EU RoHS Directive	Compliant  EU RoHS Declaration
Mercury free	Yes
RoHS exemption information	 Yes
China RoHS Regulation	 China RoHS Declaration
Environmental Disclosure	 Product Environmental Profile
WEEE	The product must be disposed on European Union markets following specific waste collection and never end up in rubbish bins.
PVC free	Yes
Halogen content performance	Halogen free product