

# XMLBS20A2S11

pressure switch XMLB 20 bar - adjustable  
scale 2 thresholds - 1 C/O



## Main

Range of Product	Telemecanique Pressure sensors XM
Product or Component Type	Electromechanical pressure sensor
Pressure sensor type	Electromechanical pressure sensor
Device short name	XMLB
Pressure sensor size	290.08 psi (20 bar)
Controlled fluid	Air 32...158 °F (0...70 °C) Fresh water 32...158 °F (0...70 °C) Hydraulic oil 32...158 °F (0...70 °C)
Fluid connection type	G 1/4 (female) ISO 228
Electrical connection	Screw-clamps terminals, 1 x 0.5...2 x 2.5 mm <sup>2</sup>
AWG Gauge	AWG 20...AWG 14
Cable entry	Cable gland 0.35...0.51 in (9...13 mm)
Contacts type and composition	1 C/O
Product specific application	30 bar overpressure
Pressure switch type of operation	Regulation between 2 thresholds
Electrical circuit type	Control circuit
Scale type	Adjustable differential
Local display	With
Adjustable range of switching point on rising pressure	18.85...290.08 psi (1.3...20 bar)
Adjustable range of switching point on falling pressure	5.08...269.05 psi (0.35...18.55 bar)
Possible differential maximum at high setting	182.75 psi (12.6 bar)
Maximum permissible accidental pressure	543.89 psi (37.5 bar)
Destruction pressure	979.00 psi (67.5 bar)
Pressure actuator	Diaphragm
Materials in contact with fluid	FPM, FKM Steel
Enclosure Material	Zinc alloy
Line Rated Current	3 A, B300, AC-15 (Ue = 120 V)EN/IEC 60947-5-1 1.5 A, B300, AC-15 (Ue = 240 V)EN/IEC 60947-5-1 0.1 A, R300, DC-13 (Ue = 250 V)EN/IEC 60947-5-1

## Complementary

Possible differential minimum at low setting	13.78 psi (0.95 bar) +/- 0.25 bar
Possible differential minimum at high setting	21.03 psi (1.45 bar) +/- 0.25 bar
Maximum permissible pressure - per cycle	435.11 psi (30 bar)
Terminal block type	4 terminals
Maximum operating rate	120 cyc/mn
Repeat accuracy	2 %
[Ui] rated insulation voltage	300 V UL 508 500 V EN/IEC 60947-1 300 V CSA C22.2 No 14

[Uimp] rated impulse withstand voltage	6 kV EN/IEC 60947-1
Auxiliary contacts operation	Snap action
Contacts material	Silver contacts
Maximum resistance across terminals	25 MOhm IEC 255-7 category 3 25 mOhm NF C 93-050 method A
Short-circuit protection	10 A cartridge fuse gG (gl)
Mechanical durability	2000000 cycles
Setting	External
Height	6.38 in (162 mm)
Depth	3.39 in (86 mm)
Width	3.39 in (86 mm)
Net Weight	7.72 lb(US) (3.5 kg)

## Environment

Standards	UL 508 EN/IEC 60947-5-1 CE CSA C22.2 No 14
Product certifications	UL CSA EAC BV CCC LROS (Lloyds register of shipping)
Protective treatment	TC standard version
Ambient Air Temperature for Operation	-13...158 °F (-25...70 °C)
Ambient Air Temperature for Storage	-40...158 °F (-40...70 °C)
Operating position	Any position
Vibration resistance	4 gn 30...500 Hz)IEC 60068-2-6
Shock resistance	50 gn IEC 60068-2-27
Electrical shock protection class	Class I IEC 1140 Class I IEC 536 Class I NF C 20-030
IP degree of protection	IP66 conforming to EN/IEC 60529

## Ordering and shipping details

Category	22661-XMLA,B,C,D PRESSURE SWITCHES
Discount Schedule	DS2
GTIN	3389110471458
Nbr. of units in pkg.	1
Package weight(Lbs)	3.88 lb(US) (1.758 kg)
Returnability	No
Country of origin	CZ

## Packing Units

Unit Type of Package 1	PCE
Package 1 Height	4.17 in (10.6 cm)
Package 1 width	2.24 in (5.7 cm)
Package 1 Length	3.82 in (9.7 cm)
Unit Type of Package 2	CAR
Number of Units in Package 2	1
Package 2 Weight	3.97 lb(US) (1.8 kg)
Package 2 Height	4.17 in (10.6 cm)
Package 2 width	2.24 in (5.7 cm)
Package 2 Length	3.82 in (9.7 cm)

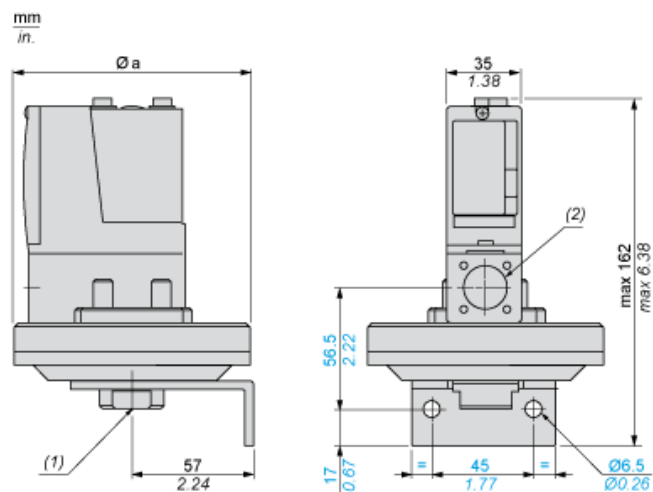
## Offer Sustainability

Sustainable offer status	Green Premium product
California proposition 65	WARNING: This product can expose you to chemicals including: Diisononyl phthalate (DINP), which is known to the State of California to cause cancer, and Di-isodecyl phthalate (DIDP), which is known to the State of California to cause birth defects or other reproductive harm. For more information go to <a href="http://www.P65Warnings.ca.gov">www.P65Warnings.ca.gov</a>
REACH Regulation	<a href="#">REACH Declaration</a>
EU RoHS Directive	Pro-active compliance (Product out of EU RoHS legal scope) <a href="#">EU RoHS Declaration</a>
Mercury free	Yes
RoHS exemption information	<a href="#">Yes</a>
Environmental Disclosure	<a href="#">Product Environmental Profile</a>

## Contractual warranty

Warranty	18 months
----------	-----------

## Dimensions



Ø a = 86 mm / 3.39 in.

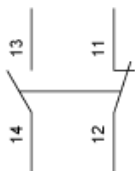
- (1) 1 fluid entry, tapped G1/4 (BSP female)
- (2) 1 electrical connections entry, tapped Pg 13.5

---

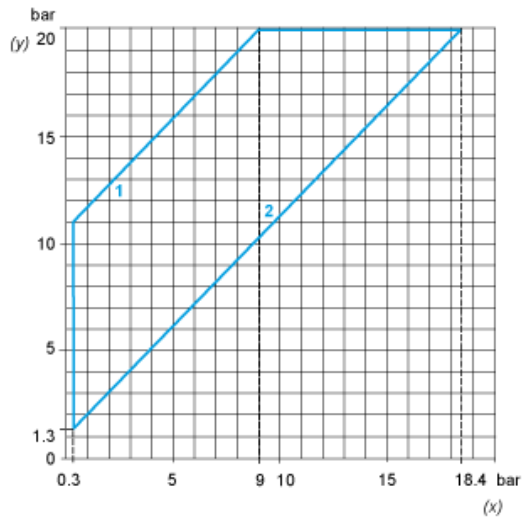
## Wiring Diagram

---

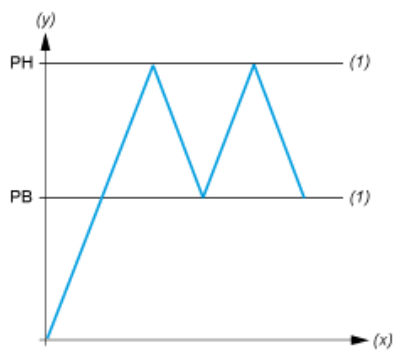
### Terminal Model



## Operating Curves



- (y) Rising pressure  
(x) Falling pressure  
1 : Maximum differential  
2 : Minimum differential



- (y) Pressure  
(x) Time  
(1) Adjustable value  
PH : High point  
PB : Below point