

# BSH1002P11F2A

AC servo motor BSH - 3.4 N.m - 2500 rpm -  
keyed shaft - with brake - IP50





## Main

Product or Component Type	Servo motor
Device short name	B5H
Maximum mechanical speed	6000 rpm
Continuous stall torque	<p>39.83 Lbf.In (4.5 N.m) LXM15LD21M3, 230 V, single phase</p> <p>30.09 Lbf.In (3.4 N.m) LXM15LD13M3, 230 V, three phase</p> <p>30.09 Lbf.In (3.4 N.m) LXM15LD10N4, 230 V, three phase</p> <p>30.09 Lbf.In (3.4 N.m) LXM15LD10N4, 400 V, three phase</p> <p>30.09 Lbf.In (3.4 N.m) LXM15LD10N4, 480 V, three phase</p> <p>51.33 Lbf.In (5.8 N.m) LXM15LD17N4, 400 V, three phase</p> <p>51.33 Lbf.In (5.8 N.m) LXM15LD17N4, 480 V, three phase</p> <p>51.33 Lbf.In (5.8 N.m) LXM15LD21M3, 230 V, three phase</p> <p>48.68 Lbf.In (5.5 N.m) LXM05AD17M3X, 200...240 V, three phase</p> <p>48.68 Lbf.In (5.5 N.m) LXM05AD22N4, 380...480 V, three phase</p> <p>48.68 Lbf.In (5.5 N.m) LXM05AD28M2, 200...240 V, single phase</p> <p>48.68 Lbf.In (5.5 N.m) LXM05BD17M3X, 200...240 V, three phase</p> <p>48.68 Lbf.In (5.5 N.m) LXM05BD22N4, 380...480 V, three phase</p> <p>48.68 Lbf.In (5.5 N.m) LXM05BD28M2, 200...240 V, single phase</p> <p>48.68 Lbf.In (5.5 N.m) LXM05CD17M3X, 200...240 V, three phase</p> <p>48.68 Lbf.In (5.5 N.m) LXM05CD22N4, 380...480 V, three phase</p> <p>48.68 Lbf.In (5.5 N.m) LXM05CD28M2, 200...240 V, single phase</p> <p>51.33 Lbf.In (5.8 N.m) LXM32.D18N4 6 A, 400 V, three phase</p> <p>51.33 lbf.in (5.8 N.m) LXM32.D18N4 6 A, 480 V, three phase</p>

Peak stall torque	<p>83.11 Lbf.In (9.39 N.m) LXM15LD21M3, 230 V, single phase</p> <p>49.56 Lbf.In (5.6 N.m) LXM15LD13M3, 230 V, three phase</p> <p>70.81 Lbf.In (8 N.m) LXM15LD10N4, 230 V, three phase</p> <p>70.81 Lbf.In (8 N.m) LXM15LD10N4, 400 V, three phase</p> <p>70.81 Lbf.In (8 N.m) LXM15LD10N4, 480 V, three phase</p> <p>107.36 Lbf.In (12.13 N.m) LXM15LD17N4, 400 V, three phase</p> <p>107.36 Lbf.In (12.13 N.m) LXM15LD17N4, 480 V, three phase</p> <p>130.90 Lbf.In (14.79 N.m) LXM15LD21M3, 230 V, three phase</p> <p>99.39 Lbf.In (11.23 N.m) LXM05AD17M3X, 200...240 V, three phase</p> <p>123.20 Lbf.In (13.92 N.m) LXM05AD22N4, 380...480 V, three phase</p> <p>141.61 Lbf.In (16 N.m) LXM05AD28M2, 200...240 V, single phase</p> <p>99.39 Lbf.In (11.23 N.m) LXM05BD17M3X, 200...240 V, three phase</p> <p>123.20 Lbf.In (13.92 N.m) LXM05BD22N4, 380...480 V, three phase</p> <p>141.61 Lbf.In (16 N.m) LXM05BD28M2, 200...240 V, single phase</p> <p>99.39 Lbf.In (11.23 N.m) LXM05CD17M3X, 200...240 V, three phase</p> <p>123.20 Lbf.In (13.92 N.m) LXM05CD22N4, 380...480 V, three phase</p> <p>141.61 Lbf.In (16 N.m) LXM05CD28M2, 200...240 V, single phase</p> <p>161.97 Lbf.In (18.3 N.m) LXM32.D18N4 6 A, 400 V, three phase</p> <p>161.97 lbf.in (18.3 N.m) LXM32.D18N4 6 A, 480 V, three phase</p>
Nominal output power	<p>950 W LXM15LD21M3, 230 V, single phase</p> <p>950 W LXM15LD21M3, 230 V, three phase</p> <p>780 W LXM05AD28M2, 200...240 V, single phase</p> <p>780 W LXM05BD28M2, 200...240 V, single phase</p> <p>780 W LXM05CD28M2, 200...240 V, single phase</p> <p>1400 W LXM05AD22N4, 380...480 V, three phase</p> <p>1400 W LXM05BD22N4, 380...480 V, three phase</p> <p>1400 W LXM05CD22N4, 380...480 V, three phase</p> <p>1600 W LXM15LD10N4, 400 V, three phase</p> <p>1700 W LXM15LD17N4, 400 V, three phase</p> <p>1950 W LXM15LD17N4, 480 V, three phase</p> <p>2150 W LXM15LD10N4, 480 V, three phase</p> <p>780 W LXM05AD17M3X, 200...240 V, three phase</p> <p>780 W LXM05BD17M3X, 200...240 V, three phase</p> <p>780 W LXM05CD17M3X, 200...240 V, three phase</p> <p>840 W LXM15LD13M3, 230 V, three phase</p> <p>890 W LXM15LD10N4, 230 V, three phase</p> <p>1700 W LXM32.D18N4 6 A, 400 V, three phase</p> <p>1700 W LXM32.D18N4 6 A, 480 V, three phase</p>

Nominal torque	<p>39.83 Lbf.In (4.5 N.m) LXM15LD21M3, 230 V, single phase</p> <p>43.90 Lbf.In (4.96 N.m) LXM05AD28M2, 200...240 V, single phase</p> <p>43.90 Lbf.In (4.96 N.m) LXM05BD28M2, 200...240 V, single phase</p> <p>43.90 Lbf.In (4.96 N.m) LXM05CD28M2, 200...240 V, single phase</p> <p>30.09 Lbf.In (3.4 N.m) LXM15LD10N4, 230 V, three phase</p> <p>30.09 Lbf.In (3.4 N.m) LXM15LD10N4, 400 V, three phase</p> <p>30.09 Lbf.In (3.4 N.m) LXM15LD10N4, 480 V, three phase</p> <p>30.09 Lbf.In (3.4 N.m) LXM15LD13M3, 230 V, three phase</p> <p>32.75 Lbf.In (3.7 N.m) LXM15LD17N4, 480 V, three phase</p> <p>35.40 Lbf.In (4 N.m) LXM15LD17N4, 400 V, three phase</p> <p>38.94 Lbf.In (4.4 N.m) LXM05AD22N4, 380...480 V, three phase</p> <p>38.94 Lbf.In (4.4 N.m) LXM05BD22N4, 380...480 V, three phase</p> <p>38.94 Lbf.In (4.4 N.m) LXM05CD22N4, 380...480 V, three phase</p> <p>43.90 Lbf.In (4.96 N.m) LXM05AD17M3X, 200...240 V, three phase</p> <p>43.90 Lbf.In (4.96 N.m) LXM05BD17M3X, 200...240 V, three phase</p> <p>43.90 Lbf.In (4.96 N.m) LXM05CD17M3X, 200...240 V, three phase</p> <p>51.33 Lbf.In (5.8 N.m) LXM15LD21M3, 230 V, three phase</p> <p>35.40 Lbf.In (4 N.m) LXM32.D18N4 6 A, 400 V, three phase</p> <p>35.40 lbf.in (4 N.m) LXM32.D18N4 6 A, 480 V, three phase</p>
Nominal speed	<p>3000 rpm LXM05AD22N4, 380...480 V, three phase</p> <p>3000 rpm LXM05BD22N4, 380...480 V, three phase</p> <p>3000 rpm LXM05CD22N4, 380...480 V, three phase</p> <p>1500 rpm LXM05AD17M3X, 200...240 V, three phase</p> <p>1500 rpm LXM05BD17M3X, 200...240 V, three phase</p> <p>1500 rpm LXM05CD17M3X, 200...240 V, three phase</p> <p>4500 rpm LXM15LD10N4, 400 V, three phase</p> <p>6000 rpm LXM15LD10N4, 480 V, three phase</p> <p>4000 rpm LXM32.D18N4 6 A, 400 V, three phase</p> <p>4000 rpm LXM32.D18N4 6 A, 480 V, three phase</p> <p>1500 rpm LXM05AD28M2, 200...240 V, single phase</p> <p>1500 rpm LXM05BD28M2, 200...240 V, single phase</p> <p>1500 rpm LXM05CD28M2, 200...240 V, single phase</p> <p>2000 rpm LXM15LD21M3, 230 V, single phase</p> <p>2000 rpm LXM15LD21M3, 230 V, three phase</p> <p>2500 rpm LXM15LD10N4, 230 V, three phase</p> <p>2500 rpm LXM15LD13M3, 230 V, three phase</p> <p>4000 rpm LXM15LD17N4, 400 V, three phase</p> <p>5000 rpm LXM15LD17N4, 480 V, three phase</p>

Product compatibility	LXM05AD28M2 200...240 V single phase LXM05BD28M2 200...240 V single phase LXM05CD28M2 200...240 V single phase LXM15LD21M3 230 V single phase LXM15LD13M3 230 V three phase LXM15LD10N4 400 V three phase LXM05AD17M3X 200...240 V three phase LXM05BD17M3X 200...240 V three phase LXM05CD17M3X 200...240 V three phase LXM15LD10N4 230 V three phase LXM15LD10N4 480 V three phase LXM15LD21M3 230 V three phase LXM05AD22N4 380...480 V three phase LXM05BD22N4 380...480 V three phase LXM05CD22N4 380...480 V three phase LXM15LD17N4 400 V three phase LXM15LD17N4 480 V three phase LXM32.D18N4 400 V three phase LXM32.D18N4 480 V three phase
Shaft end	Keyed
IP Degree of Protection	IP50 standard
Speed feedback resolution	131072 points/turn
Holding brake	With
Mounting Support	International standard flange
Electrical Connection	Rotatable right-angled connectors

## Complementary

Range Compatibility	Lexium 32 Lexium 05 Lexium 15
Supply voltage max	480 V
Phase	Three phase
Continuous stall current	4.8 A
Maximum continuous power	2.51 W
Maximum current Irms	17.1 A LXM15LD13M3 17.1 A LXM15LD21M3 17.1 A LXM15LD10N4 17.1 A LXM15LD17N4 17.1 A LXM05AD28M2 17.1 A LXM05AD17M3X 17.1 A LXM05AD22N4 17.1 A LXM05BD28M2 17.1 A LXM05BD17M3X 17.1 A LXM05BD22N4 17.1 A LXM05CD28M2 17.1 A LXM05CD17M3X 17.1 A LXM05CD22N4 17.1 A LXM32.D18N4
Maximum permanent current	17.1 A
Switching frequency	8 kHz
Second shaft	Without second shaft end
Shaft diameter	0.75 in (19 mm)
Shaft length	1.57 in (40 mm)
Key width	1.18 in (30 mm)
Feedback type	Single turn SinCos Hiperface
Holding torque	79.66 lbf.in (9 N.m) holding brake
Motor flange size	3.94 in (100 mm)
Number of motor stacks	2
Torque constant	1.21 N.m/A 248 °F (120 °C)
Back emf constant	77 V/krpm 248 °F (120 °C)
Number of motor poles	8
Rotor inertia	2.928 kg.cm <sup>2</sup>
Stator resistance	2.4 Ohm 68 °F (20 °C)
Stator inductance	12.7 mH 68 °F (20 °C)
Stator electrical time constant	5.29 ms 68 °F (20 °C)

Maximum radial force Fr	620 N 4000 rpm 690 N 3000 rpm 790 N 2000 rpm 990 N 1000 rpm
Maximum axial force Fa	0.2 x Fr
Brake pull-in power	18 W
Type of cooling	Natural convection
Length	9.27 in (235.5 mm)
Centring collar diameter	3.74 in (95 mm)
Centring collar depth	0.14 in (3.5 mm)
Number of mounting holes	4
Mounting holes diameter	0.35 in (9 mm)
Circle diameter of the mounting holes	4.53 in (115 mm)
Net Weight	13.89 lb(US) (6.3 kg)

### Ordering and shipping details

Category	18282-LEXIUM 32 MOTORS
Discount Schedule	PC53
GTIN	3389118139220
Nbr. of units in pkg.	1
Package weight(Lbs)	14.22 lb(US) (6.45 kg)
Returnability	No
Country of origin	DE

### Packing Units

Unit Type of Package 1	PCE
Package 1 Height	6.06 in (15.4 cm)
Package 1 width	6.42 in (16.3 cm)
Package 1 Length	16.02 in (40.7 cm)

### Offer Sustainability

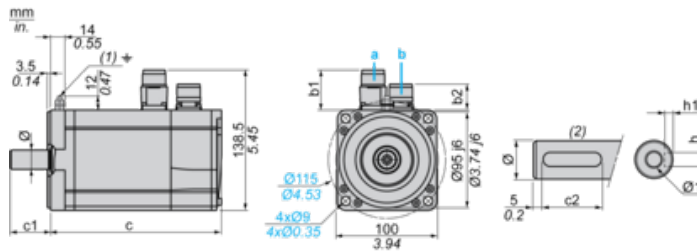
Sustainable offer status	Green Premium product
California proposition 65	WARNING: This product can expose you to chemicals including: Lead and lead compounds, which is known to the State of California to cause cancer and birth defects or other reproductive harm. For more information go to <a href="http://www.P65Warnings.ca.gov">www.P65Warnings.ca.gov</a>
REACH Regulation	<a href="#">REACH Declaration</a>
EU RoHS Directive	Pro-active compliance (Product out of EU RoHS legal scope) <a href="#">EU RoHS Declaration</a>
Mercury free	Yes
RoHS exemption information	<a href="#">Yes</a>
China RoHS Regulation	<a href="#">China RoHS Declaration</a>
Environmental Disclosure	<a href="#">Product Environmental Profile</a>
WEEE	The product must be disposed on European Union markets following specific waste collection and never end up in rubbish bins.
PVC free	Yes

### Contractual warranty

Warranty	18 months
----------	-----------

Servo Motors Dimensions

Example with Straight Connectors



- a: Power supply for servo motor brake
- b: Power supply for servo motor encoder
- (1) M4 screw
- (2) Shaft end, keyed slot (optional)

Dimensions in mm

Straight connectors		Rotatable angled connectors		c (without brake)	c (with brake)	c1	c2	h	h1	Ø	Ø1 for screws
b1	b2	b1	b2								
39.5	25.5	39.5	39.5	205	236	40	30	6 N9	3.5 <sup>+0.1</sup> <sub>0</sub>	19 k6	M6 x 16

Dimensions in in.

Straight connectors		Rotatable angled connectors		c (without brake)	c (with brake)	c1	c2	h	h1	Ø	Ø1 for screws
b1	b2	b1	b2								
1.55	1.00	1.55	1.55	8.07	9.29	1.57	1.18	0.24 N9	0.14 <sup>+0.1</sup> <sub>0</sub>	0.75 k6	M6 x 0.63



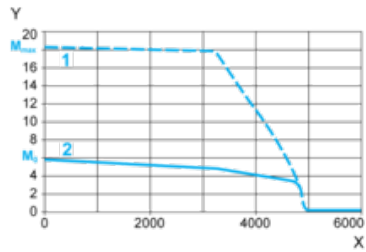
---

400 V 3-Phase Supply Voltage

---

Torque/Speed Curves

Servo motor with LXM32-D18N4 servo drive



X Speed in rpm

Y Torque in Nm

1 Peak torque

2 Continuous torque

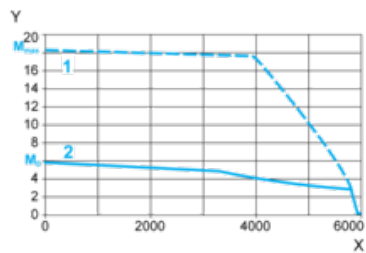
---

480 V 3-Phase Supply Voltage

---

Torque/Speed Curves

Servo motor with LXM32-D18N4 servo drive



X Speed in rpm

Y Torque in Nm

1 Peak torque

2 Continuous torque