


SSP3A250P7T

Harmony, Solid state relay, 50 A, panel mount, zero voltage switching, thermal pad, input 180...280 V AC, output 48...530 V AC



Main

| | |
|---------------------------|------------------------------|
| Range of Product | Harmony Solid State Relays |
| Product or Component Type | Solid state relay up to 50 A |
| Provided accessory | Thermal interface |
| Device short name | SSP |
| Mounting Support | Panel |
| Number of phases | 3 phase |
| Line Rated Current | 50 A |
| Solid state output type | Zero voltage switching |
| Output switching mode | Zero voltage switching |

Complementary

| | |
|-------------------------------------|---|
| Control Type | Without test button |
| [Uc] control circuit voltage | 180...280 V AC |
| Minimum switching voltage | 180 V AC turn-on |
| Maximum switching voltage | 10 V AC turn-off |
| Response time | 20 ms (turn-on) 30 ms (turn-off) |
| Input current | 7...20 mA |
| Output voltage | 48...530 V AC |
| Load current | 0.1...50 A |
| Transient overvoltage | 1200 V |
| Surge current | 715 A 20 ms 750 A 16.6 ms 150 A 1 s |
| Maximum I ² t for fusing | 2520 A ² .S for 10 ms at 50 Hz 2320 A ² .s for 8.3 ms at 60 Hz |
| Maximum leakage current | 3 mA off-state |
| Maximum voltage drop | <1.35 V on-state |
| DV/dt | 500 V/μs off-state at maximum voltage |
| Power factor | 0.5 (with maximum load) |
| Motor controller rating | 1.5 Hp 104 °F (40 °C) 120 V AC 3 Hp 104 °F (40 °C) 240 V AC 7.5 Hp 104 °F (40 °C) 480 V AC 8.8 hp 104 °F (40 °C) 530 V AC |
| Motor power kW | 1.11 KW 104 °F (40 °C) 120 V AC 2.22 KW 104 °F (40 °C) 240 V AC 5.55 KW 104 °F (40 °C) 480 V AC 6.47 kW 104 °F (40 °C) 530 V AC |
| Insulation resistance | >= 1000 MOhm at 500 V DC |
| Maximum capacitance | 8 pF for input/output |
| Dielectric strength | 4 KV AC for input/output 4 kV AC for input or output to case |
| Tightening torque | 0.9...1.1 N.m for input 1.7...2.2 N.m for output |
| Connections - terminals | Screw terminals 1 x 0.2...1 x 2.5 mm ² , AWG 24...AWG 14) input Screw terminals 1 x 1.5...1 x 10 mm ² , AWG 16...AWG 8) output |
| Thermal resistance | 0.12 °C/W |
| LED indicator | LED, green input |

The information provided in this documentation contains general descriptions and/or technical characteristics of the performance of the products contained herein. This documentation is not intended as a substitute for and is not to be used for determining suitability or reliability of these products for specific user applications. It is the duty of any such user or integrator to perform the appropriate and complete risk analysis, evaluation and testing of the products with respect to the relevant specific application or use thereof. Neither Schneider Electric Industries SAS nor any of its affiliates or subsidiaries shall be responsible or liable for misuse of the information contained herein.

| | |
|-------------------------|-----------------------|
| IP degree of protection | IP20 |
| Net Weight | 0.53 lb(US) (0.24 kg) |
| Width | 3.99 in (101.3 mm) |
| Height | 3.14 in (79.7 mm) |
| Depth | 1.39 in (35.4 mm) |
| Device presentation | Complete product |

Environment

| | |
|---------------------------------------|---------------------------------------|
| Flame retardance | V0 conforming to UL 94 |
| Ambient air temperature for operation | -40...176 °F (-40...80 °C) |
| Ambient Air Temperature for Storage | -40...257 °F (-40...125 °C) |
| Pollution degree | 2 |
| Overvoltage category | III |
| Product Certifications | CSA UL |
| Marking | CE |
| Standards | IEC 61000 IEC 62314 IEC 60950-1 |

Ordering and shipping details

| | |
|-----------------------|-----------------------------------|
| Category | 22375 - INTERFACE MODULE(ABA,R,S) |
| Discount Schedule | CP2 |
| GTIN | 3606480580000 |
| Nbr. of units in pkg. | 1 |
| Package weight(Lbs) | 9.91 oz (281 g) |
| Returnability | No |
| Country of origin | MX |

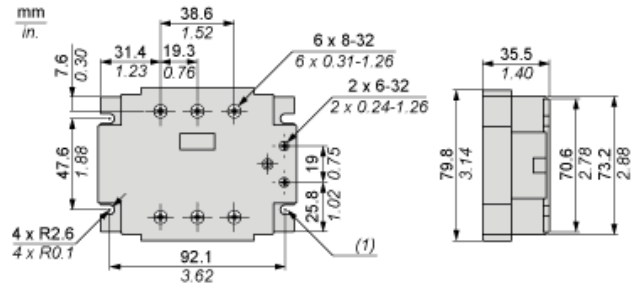
Packing Units

| | |
|------------------------------|-------------------------|
| Unit Type of Package 1 | PCE |
| Package 1 Height | 1.57 in (4 cm) |
| Package 1 width | 3.35 in (8.5 cm) |
| Package 1 Length | 4.72 in (12 cm) |
| Unit Type of Package 2 | S02 |
| Number of Units in Package 2 | 27 |
| Package 2 Weight | 17.65 lb(US) (8.008 kg) |
| Package 2 Height | 5.91 in (15 cm) |
| Package 2 width | 11.81 in (30 cm) |
| Package 2 Length | 15.75 in (40 cm) |

Offer Sustainability

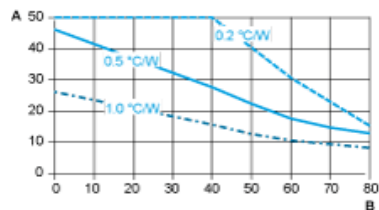
| | |
|----------------------------|---|
| Sustainable offer status | Green Premium product |
| California proposition 65 | WARNING: This product can expose you to chemicals including: Lead and lead compounds, which is known to the State of California to cause cancer and birth defects or other reproductive harm. For more information go to www.P65Warnings.ca.gov |
| REACH Regulation | REACH Declaration |
| EU RoHS Directive | Pro-active compliance (Product out of EU RoHS legal scope) EU RoHS Declaration |
| Mercury free | Yes |
| RoHS exemption information | Yes |
| China RoHS Regulation | China RoHS Declaration |
| Environmental Disclosure | Product Environmental Profile |
| Circularity Profile | End Of Life Information |

Dimensions



(1) 4 Mounting slots

Derating Curves



A : Load Current (Amperes)
B : Ambient Temperature (°C)