



# Harmony XB4 metal

## Control and signaling units



# Harmony

## Discover [Harmony](#)

Advanced operator interface and industrial relays

Harmony operator interface and industrial relays enhance operational efficiency and equipment availability across industrial and building applications. Harmony includes intelligent connected products and edge terminals that visualize, gather and process data, enabling informed operator decisions

## Explore our offer

- [Harmony Push Buttons and Switches](#)
- [Harmony HMI Operator Terminals, IPC and EdgeBox](#)
- [Harmony Signaling Devices](#)
- [Harmony Electrical Relays](#)
- [Harmony Safety](#)

Life Is On

**Schneider**  
Electric



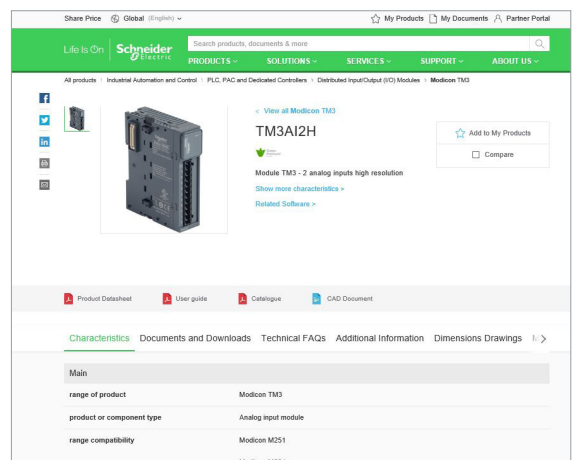
# Quick access to product information

## Get technical information about your product

**References**

**Modicon TM3**  
I/O expansion modules for Modicon controllers  
Analog I/O modules

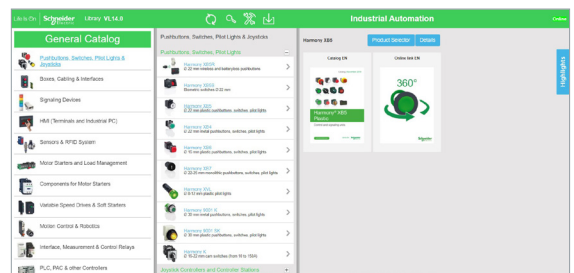
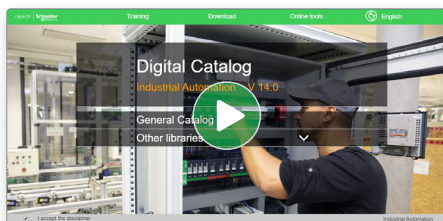
Number and type of channels	Input range	Resolution	Aperture time (ms)	Reference	Weight (kg)
2 voltage/current inputs	-15...+10 VDC 0...20 mA r.t. 20 mA	16,000 or 10,000 r.s.g.	0.005 0.015	TM3AI2H TM3AI2HG	0.110 0.100
4 voltage/current inputs	-15...+10 VDC 0...20 mA r.t. 20 mA	12,000 or 10,000 r.s.g.	0.005 0.015	TM3AI4 TM3AI4G	0.100 0.200
4 voltage/current or temperature inputs (T: Pt100, Ni100, RTD, PT1000)	-15...+10 VDC 0...20 mA r.t. 20 mA	16,000 or 10,000 r.s.g.	0.005 0.015	TM3AI4T TM3AI4TG	0.110 0.200
4 differential temperature inputs (I: Pt100, Ni100, RTD, PT1000)	-15...+10 VDC 0...20 mA r.t. 20 mA	16,000 or 10,000 r.s.g.	0.005 0.015	TM3AI4D TM3AI4DG	0.110 0.200
8 self-diagnosing	-15...+10 VDC	12,000 or 10,000 r.s.g.	0.005	TM3AI8	0.110



Each commercial reference presented in a catalog contains a hyperlink. Click on it to obtain the technical information of the product:

- Characteristics, Dimensions and drawings, Mounting and clearance, Connections and schemas, Performance curves
- Product image, Instruction sheet, User guide, Product certifications, End of life manual

## Find your catalog



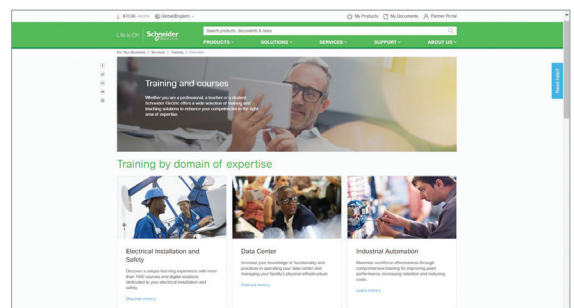
- > With just 3 clicks, you can access the Industrial Automation and Control catalogs, in both English and French
- > Consult digital automation catalogs at [Digi-Cat Online](#)

- Up-to-date catalogs
- Embedded product selectors, 360° pictures
- Optimized search by commercial references

## Select your training



- > Find the right [Training](#) for your needs on our Global website
- > Locate the training center with the selector tool, using this [link](#)



# General contents

## Harmony XB4 metal

■ <b>General presentation</b> .....	page 2
■ <b>Presentation</b>	
□ Presentation, installation, and environment.....	page 10
■ <b>Description</b>	
□ Complete units, XB4B and XB4F.....	page 12
□ Sub-assemblies, ZB4B and ZB4F.....	page 16
■ <b>Installation</b>	
□ Contact mounting - Contact sequence.....	page 24
■ <b>References</b>	
□ Spring return pushbuttons, unmarked and with marking.....	page 26
□ Illuminated pushbuttons, spring return	
- With integral LED and BA 9s base fitting.....	page 30
□ Flush mounted spring return pushbuttons, unmarked and with marking.....	page 34
□ Flush mounted illuminated pushbuttons, spring return	
- With integral LED.....	page 37
□ Multiple-headed pushbuttons, spring return.....	page 40
□ Mushroom head pushbuttons, spring return and latching.....	page 42
□ Emergency stop and Emergency switching off functions.....	page 44
□ Illuminated rings and circular yellow legends for Emergency stop.....	page 45
□ Illuminated Emergency switching off function and circular yellow legends.....	page 47
□ Large head pushbuttons with integrated bellows.....	page 48
□ Pushbuttons and illuminated pushbuttons, push-push.....	page 50
□ Flush mounted pushbuttons with push-push, illuminated and non-illuminated.....	page 52
□ Selector switches	
- With standard handle and long handle.....	page 52
- Key switches, toggle switches, and with knurled knob.....	page 54
- Illuminated, with standard handle and integral LED.....	page 56
□ Flush mounted selector switches	
- With standard handle and long handle.....	page 58
- Key switches, and with knurled knob.....	page 60
- Illuminated, with standard handle and integral LED.....	page 62
□ Pilot lights	
- With integral LED and BA 9s base fitting.....	page 64
- Push-to-test pilot light.....	page 67
□ Flush mounted pilot light with integral LED.....	page 68
□ Specific functions	
- Manual overload reset pushbuttons, potentiometers.....	page 70
- Timers, hour counters, annunciators, USB/RJ45 ports, and fuse carrier.....	page 71
- Joystick controllers and wobblesticks.....	page 72
□ Body/contact assemblies and light blocks.....	page 80
□ Accessories	
- For heads.....	page 89
- Legends, legend holders, legend panel, and illuminated rings.....	page 92
- For pushbuttons.....	page 105
<b>Selection guide</b> .....	page 112
■ <b>Product reference index</b> .....	page 114



# Control and signaling units

Pushbuttons, switches, and pilot lights



Life Is On

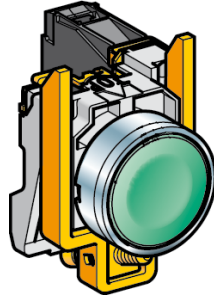
**Schneider**  
Electric

# Control and signaling units

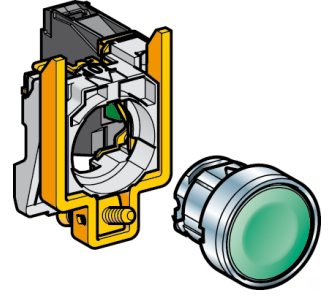
## Harmony XB4 metal

### Pushbuttons, switches, and pilot lights

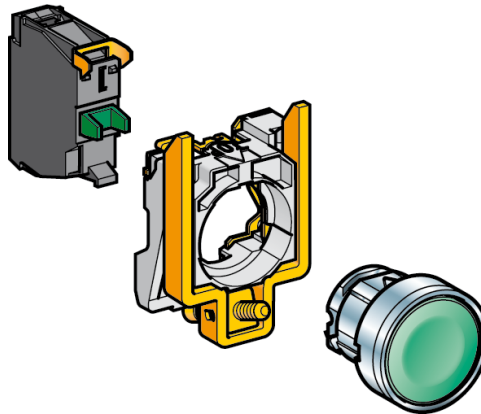
The Harmony XB4 range of metal pushbuttons, switches, and pilot lights combines simplicity of installation, flexibility, and robustness to meet the majority of industrial applications. It delivers one of the most comprehensive product ranges available on the market and meets the robustness and performance requirements for the majority of industrial applications.



Complete unit for repetitive orders XB4BA31



Sub-assembly (for additional flexibility) ZB4BZ101 + ZB4BA3



Basic elements (for optimum flexibility) ZBE101 + ZB4BZ009 + ZB4BA3

#### A single provider

Our team of experts understands the needs of our customers in terms of their processes and applications. The Harmony ranges are available globally wherever you need them.

#### The confidence of a market leader

- > More than 50 years' experience designing switches, pushbuttons, and pilot lights
- > A global network of partners and distributors you know and trust
- > Worldwide product availability with over 17,000 points of sale in more than 100 countries

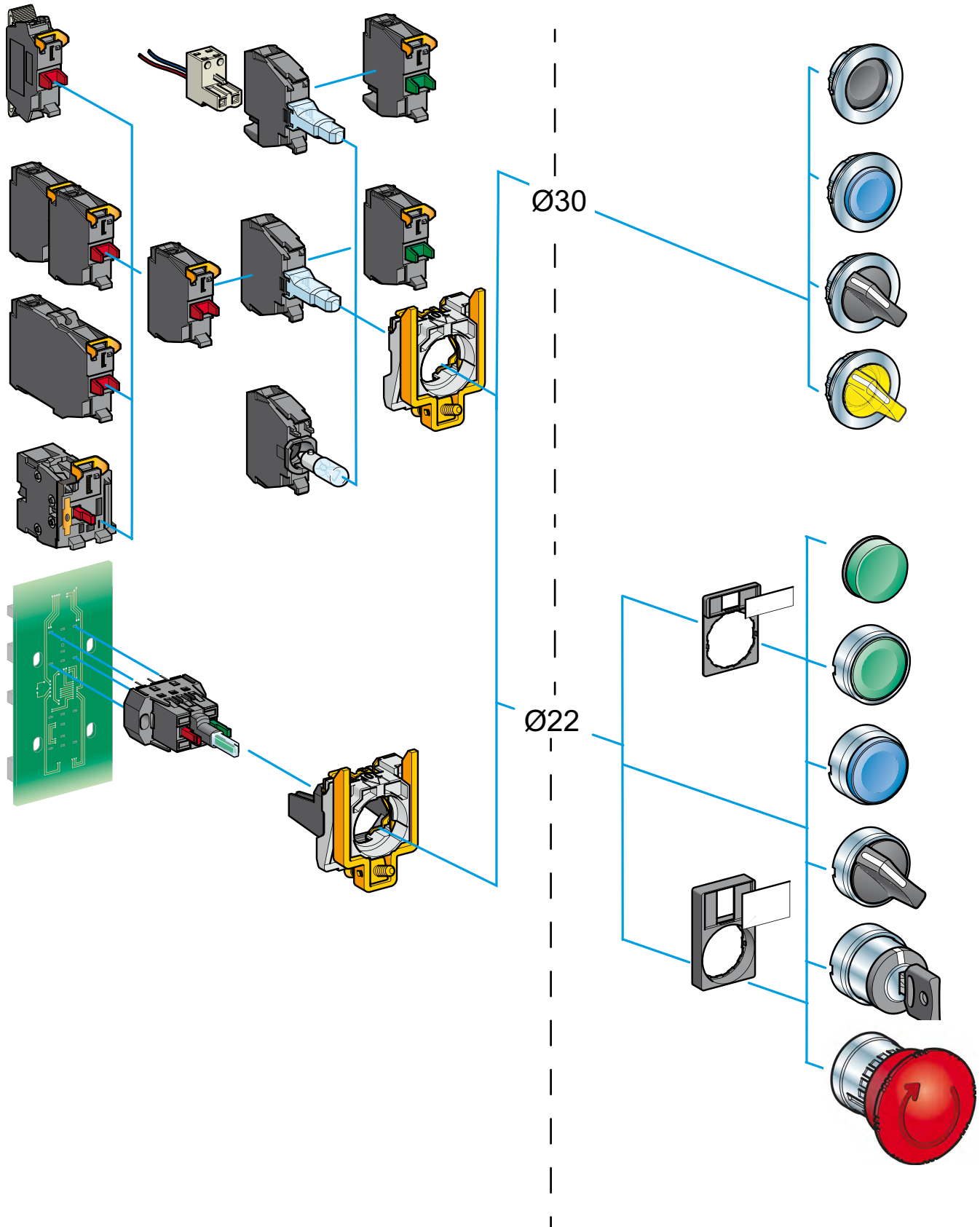


A global network of partners you can rely on to support customized end-to-end solutions

# Control and signaling units

Harmony XB4 metal

Pushbuttons, switches, and pilot lights





#### Modern design

Harmony delivers an innovative and ergonomic design that allows easy operation and improves the look and feel of your control panels and machines.

#### Improved reliability of panels, machines, and processes

- > The flush-mounting solution addresses the market demands for ergonomic design and aesthetics
- Built-in flush pushbuttons
- Flush mounting kit accessories
- > Pushbuttons and switches with a vibrant color pallet

#### A touch of style for your electrical panels

- > Innovative design without compromise on cost
- > Better perceived quality of your machines and panels
- > A clearer view of control features

#### > Define your own style with powerful customization options

- > Markings on pushbutton, illuminated pushbuttons, and pilot lights caps
- > Markings on the bezel for all built-in flush products
- > Markings on accessories, like legend plates and legend panels

360° view  
Click on the image for 3D view



Customized products







Emergency stop pushbutton with illuminated rings



NC monitoring contact block



[Harmony XB4 metal. Explosive atmosphere offer](#)

#### Operational efficiency

The Harmony XB4 range offers innovative features for ease-of-use to make an operator's work simpler and more efficient.

#### Improved operator efficiency

- > Illuminated Emergency stop pushbutton solutions that help you quickly find the E-stop button responsible for the production downtime
- > Robust illuminated and non-illuminated buzzers providing water resistance up to IP66, IP67, IP69, and IP69K
- > High brightness and full-surface illumination of pushbuttons and selector switches
- > Dedicated offer for explosive atmospheres

#### Reduce safety risk and downtime machine

- > Monitor the Emergency stop head connection with the NC safety monitoring contact block reduce human error during maintenance or installation of the machine
- > Integrated two functions in one to keep existing cabling and avoid extra connection risk.
- > Compact size with same width and only 1.5 mm higher depth to save space.
- > Dedicated offer for explosive atmospheres

#### Affordable

Harmony delivers simplicity and efficiency while helping to keep your costs down.

#### Increasing operator's efficiency

- > USB and RJ45 ports for a simple, effective way to connect a PC or USB
- > Timer for simple adjustment of your machine's time settings
- > 3-phase pilot lights mounted in a single 30 mm (1.181 in.) diameter hole
- > Potentiometer with integrated resistor
- > Yellow illuminated functions
- > Small displays in a diameter 22 mm hole for quicker mounting



USB port




RJ45 port



Timer



3-phase indicator



Complete potentiometer



Buzzer



Basic display

Mounting options for easy access  
to functions on the front panel



Legend panel

#### Affordable (continued)

#### Legend panels that help simplify installation

- > Hole positions are clearly identified and aligned on the legend panels
- > Just stick the legend panel on your operator interface surface and punch the hole where indicated
- > Save up to 75% of installation time compared with conventional hole alignment methods

#### Compatible with control stations and enclosures

The Harmony XB4 range is compatible with a wide range of control stations and enclosures

- > XAPD: standard metal grey box (RAL7035)
- > XAPK: metal yellow station for emergency stop application (RAL1004)
- > XAPO: metal orange station (RAL2008)
- > XAPG: metal grey box (RAL7032) for North America standards (NPT cable glands)
- > XAPE: metal pre-drilled front plate
- > XAWG/XAWF: plastic and metal box for ATEX dust environment with XB4 EX



Simple selection

Harmony XB4 delivers a comprehensive range of products that enable simple selection to help minimize your costs right from the beginning.

Web digital selector  
Click to open the selector

Digital tools help you select the right product and customize it to meet your needs

- > Digi-Cat, for easy, up-to-date access to the PDF catalogs
- > Web digital selector to help you find the right reference for your application and customize your product.

Digi-Cat  
Click to download Digi-Cat

Easy to convert from standard to flush mounted pushbuttons


- > Harmony XB4 pushbuttons offer the flexibility to convert from standard to flush mounting versions by simply changing a single letter in the product reference.

Example:

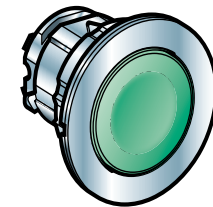
ZB4BA3



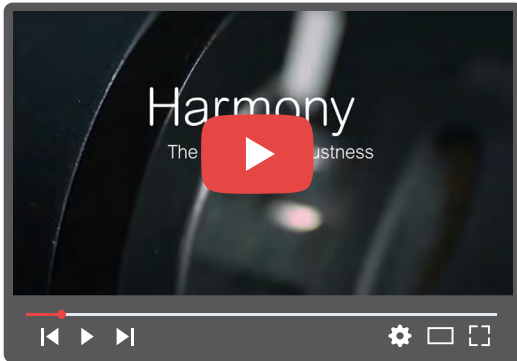
ZB4FA3



Standard mounting


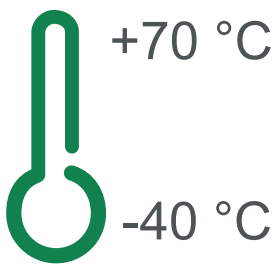


Flush mounting



The secret of robustness  
Click to open video (46 sec)

**IP69** Robust performance even in harsh environments



Marine environment  
Click to open video (42 sec)

**Robustness**

Harmony XB4 delivers extremely robust performance even in severe environments.

**Improved reliability of panels, machines, and processes**

- > Sealing effectiveness rated up to IP66, IP67, IP68, IP69, IP69K, and type 4X
- > High impact resistance up to IK06 rating
- > Operating temperature ranging from -40 to +70 °C / -40 to +158 °F
- > Compliance with international standards (IEC, UL, CCC, EAC, JIS)
- > Marine certified (BV, LROS, BDNV, GL)

**High electrical performance**

- > Contacts and heads designed to prevent vibration, helping to ensure secure mounting and wiring
- Choose from standard, low-load, and high-power electrical contacts

**Lower maintenance**

- > Harmony pushbuttons are designed to perform up to 10 million operations.
- This represents more than 1,000 operations a day for 27 years.

**Adapted to your applications, segments, and operating environments**

Harmony offers a unique and unrivalled depth of range delivering products adapted to your applications, segments, and operating environments.



Material working



Packaging



Pumping



Consumer packaged goods



Water & waste water



Oil & Gas



Material handling



# Control and signaling units

## Harmony XB4, metal

### Pushbuttons, switches, and pilot lights



Harmony XB4 range of control and signaling units for Ø 22 mm/0.866 in. mounting



Harmony XB4 flush mounted control and signaling units for Ø 30 mm/1.181 in mounting

#### Presentation

The Harmony XB4 metal range of modular control and signaling units combines simplicity of installation, flexibility, and robustness. It meets the requirements of the majority of industrial applications. These units are either available as complete products or separate components for customer assembly.

This range includes:

- Pushbuttons, selector/key switches, Emergency stop functions, and multiple-headed pushbuttons designed for parameter settings, adjustments, and start/stop control of machines and installations
- Pilot lights, illuminated pushbuttons, illuminated selector switches, and illuminated Emergency stop functions designed for visual signaling
- Various accessories including:
  - Flush mounting kits:
    - redesigned, improving the look of the control panel
    - quick and easy installation in a 30.5 mm/1.20 in. hole making it compatible with 22 mm/0.87 in. devices
    - a cost-effective solution, as the control devices and the operating modes of the machine do not change
  - Other accessories: protective covers, legends and legend holders, pushbutton caps, boots, bulbs, etc.

The pushbutton and switch control offer (illuminated and non-illuminated) is both broad and comprehensive:

- Pushbuttons, spring return with flush push, projecting push, recessed push, booted flush push, or mushroom head
- Emergency stop pushbuttons with 3 types of head: push-pull, turn to release, and key release
- Pilot lights and illuminated pushbuttons with integral LED and BA 9s base fitting bulbs
- Selector switches with different types of operator: standard handle, long handle, knurled knob, or key
- Choice of heads: square, circular, rectangular, double-head/triple-head rectangular, or toggle
- Colors of push: white, black, green, orange, blue, red, or yellow
- Connection type: screw clamp connector, Faston connector, spring terminal, or for printed circuit board
- Contact blocks for general purpose or specific applications (low current, standard, or high power switching)
- Choice of heads to meet the majority of industrial needs: from the most basic pushbuttons and pilot lights, to functions meeting modern machine requirements, such as USB & RJ45 ports
- Wide choice of accessories and spare parts
- Other specific functions: complete potentiometer, hour counters, annunciator, or joystick controllers

Innovative complementary offers are also available:

- Control and signaling units for severe applications
- Wireless and batteryless pushbuttons
- Biometric switches

# Control and signaling units

## Harmony XB4, metal


### Pushbuttons, switches, and pilot lights

#### Installation


Harmony XB4 products are both simple and quick to install:

- Mounting by single installer (self-maintaining head in its cut-out)
- Clip-together component system (head, body, contact blocks, and LED)
- Anti-loosening system for screw clamp terminals on contact blocks

Harmony XB4 standard mounting products are installed with or without a notch in a  $\varnothing 22$  mm/0.866 in. hole, thanks to the self-cleavable orientation pin.



For installation of Harmony XB4 standard mounting products



For installation of Harmony XB5 flush mounting products

Harmony XB4 flush mounting products are installed without a notch in a  $\varnothing 30$  mm/1.181 in. hole. This gives flush mounting products the same actuating area as that of standard mounting products, offering optimized ergonomics for operators even when wearing gloves.

Flush solutions mounted in a  $\varnothing 22$  mm/0.866 in. hole can be achieved using the Harmony XB6 range. Please refer to the Harmony XB6 catalog for details.

#### Environment

The performance of the Harmony XB4 range meets some of the most demanding international standards and approvals:

- Certified and approved for meeting requirements throughout all continents: EN/IEC, CE marking, UL, CSA, CCC, EAC, JIS, NEMA, and marine approvals
- Protection against ingress of solid objects, dust, and water: IP66, IP67, IP69, IP69K, type 4X
- Operating temperature range from  $-40$  °C to  $+70$  °C/ $-40$  °F to  $+158$  °F for outdoor applications
- Shock protection level up to IK06
- High vibration resistance with shakeproof connection screws (periodic retightening unnecessary)

# Control and signaling units

Harmony XB4, metal

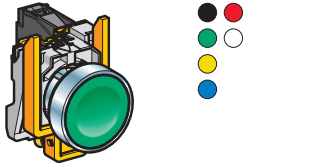
Pushbuttons, switches, and pilot lights

Complete units, XB4B

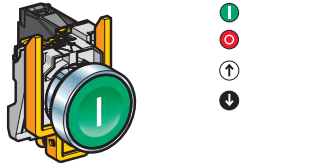
**Complete units**

**Contact functions**

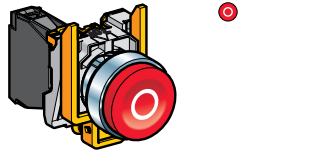
Pushbuttons, spring return, with chromium plated metal bezel



Flush push, unmarked  
XB4BA●1/BA42  
see [page 26](#)

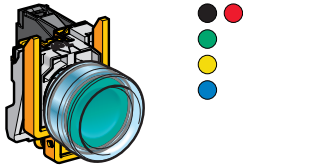


Flush push, with marking  
XB4BA●3●●  
see [page 29](#)

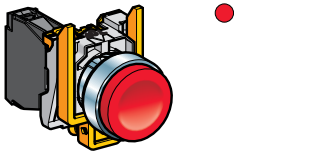


Projecting push, with marking  
XB4BL4325  
see [page 29](#)

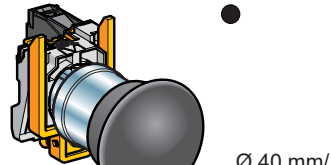
Pushbuttons, spring return, with chromium plated metal bezel



Booted flush push  
XB4BP●1/BP42  
see [page 28](#)



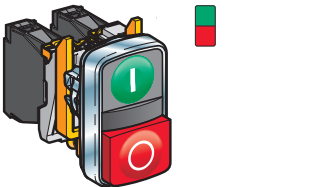
Projecting push, unmarked  
XB4BL42  
see [page 27](#)



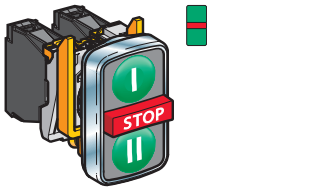
Mushroom head  
XB4BC21  
see [page 42](#)

Ø 40 mm/  
1.57 in.

Multiple-headed pushbuttons, spring return, with chromium plated metal bezel

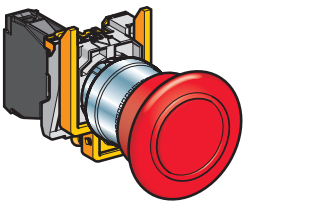


Double-headed  
XB4BL73415  
see [page 40](#)




Triple-headed  
XB4BA731327/XB4BA711237  
see [page 41](#)

Emergency stop or Emergency switching off mushroom head pushbuttons, Ø 40 mm/ 1.57 in., with chromium plated metal bezel




Ø 40 mm/  
1.57 in.

Emergency stop trigger action and mechanical latching  
Push-pull (EN/ISO 13850)  
XB4BT845  
see [page 44](#)



Ø 40 mm/  
1.57 in.

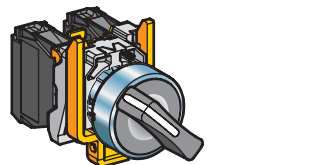
Turn to release (EN/ISO 13850)  
XB4BS844●  
see [page 44](#)




Ø 40 mm/  
1.57 in.

Key release (EN/ISO 13850)  
XB4BS9445  
see [page 44](#)

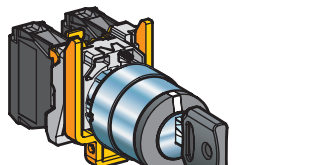
Selector switches and key switches, with chromium plated metal bezel



Standard handle, black  
XB4BD●●  
see [page 52](#)

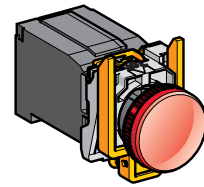
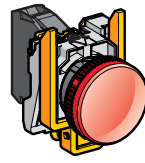
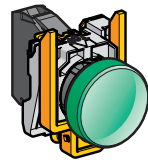


Long handle, black  
XB4BJ●●  
see [page 53](#)



Key switch  
XB4BG●●  
see [page 54](#)

**Complete units**      **Signaling functions**



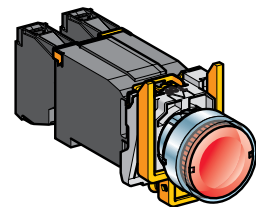
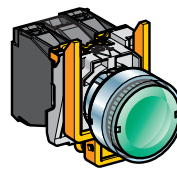
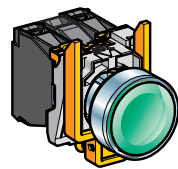
**Pilot lights**

Integral LED  
XB4BVB●/BVG●/BVM●  
see [page 64](#)

For bulb with BA 9s base fitting  
Direct supply  
XB4BV6●  
see [page 66](#)

Via integral transformer with secondary  
XB4BV3●/BV4●  
see [page 66](#)

**Combined functions (contact and signaling)**

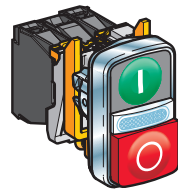


**Illuminated pushbuttons, spring return, flush push, chromium plated metal bezel**

Integral LED  
XB4BW3●B5/BW3●G5/BW3●M5  
see [page 30](#)

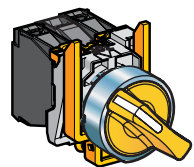
For bulb with BA 9s base fitting  
Direct supply  
XB4BW3●65  
see [page 33](#)

Via integral transformer  
XB4BW3●35/BW3●45  
see [page 33](#)



**Double-headed pushbuttons + pilot light block, spring return, chromium plated metal bezel**

Integral LED  
XB4BW73731●5  
see [page 40](#)



**Illuminated selector switches with standard handle, chromium plated metal bezel**

Integral LED  
XB4BK12●5, XB4BK13●5  
see [page 56](#)



# Control and signaling units

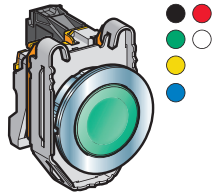
Harmony XB4, metal

Pushbuttons, switches, and pilot lights

Complete units, XB4F flush mounting

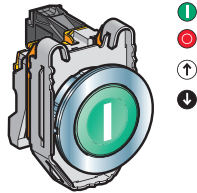
## Complete units

## Contact functions for Ø 30 mm mounting

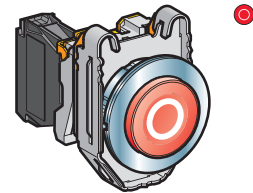


Pushbuttons, spring return, with chromium plated metal bezel

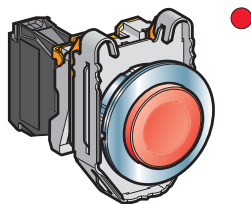
Flush push, unmarked  
XB4FA●1/FA42  
see [page 34](#)



Flush push, with marking  
XB4FA●3●●  
see [page 36](#)

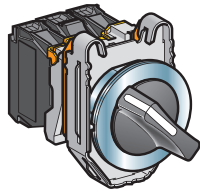


Projecting push, with marking  
XB4FL4325  
see [page 36](#)



Pushbuttons, spring return, with chromium plated metal bezel

Projecting push, unmarked  
XB4FL42  
see [page 35](#)

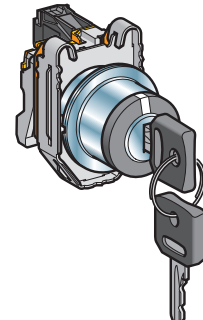


Selector switches and key switches, with chromium plated metal bezel

Standard handle, black  
XB4FD●●  
see [page 58](#)



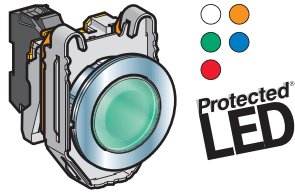
Long handle, black  
XB4FJ●●  
see [page 59](#)



Key switch  
XB4FG●●  
see [page 60](#)

**Complete units**

**Signaling functions for Ø 30 mm mounting**

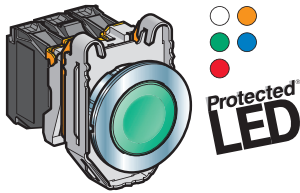


Pilot lights

Integral LED

XB4FVB●/FVG●/FVM●  
see [page 68](#)

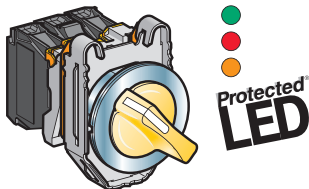
**Combined functions (contact and signaling) for Ø 30 mm mounting**



Illuminated pushbuttons,  
spring return, flush push,  
chromium plated metal bezel

Integral LED

XB4FW3●B5/FW3●G5/FW3●M5  
see [page 37](#)



Illuminated selector switches  
with standard handle,  
chromium plated metal bezel

Integral LED

XB4FK12●●5, XB4FK13●●5  
see [page 62](#)

# Control and signaling units

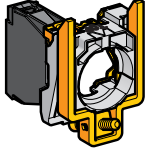
Harmony XB4, metal

Pushbuttons, switches, and pilot lights

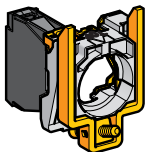
Sub-assemblies, ZB4B

## Non illuminated units for user assembly

For pushbuttons, spring return, unmarked

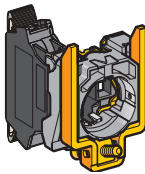


Screw clamp terminals  
ZB4BZ10/BZ141  
see [page 74](#)



Faston  
ZB4BZ10/3  
see [page 78](#)

For pushbuttons, spring return, with marking




Spring clamp terminals  
ZBE10/5  
ZB4BZ10/5  
see [page 76](#)

For multiple-headed pushbuttons, spring return

For "push-push to release" pushbuttons



Screw clamp terminals  
ZB4BZ10/5  
see [page 76](#)

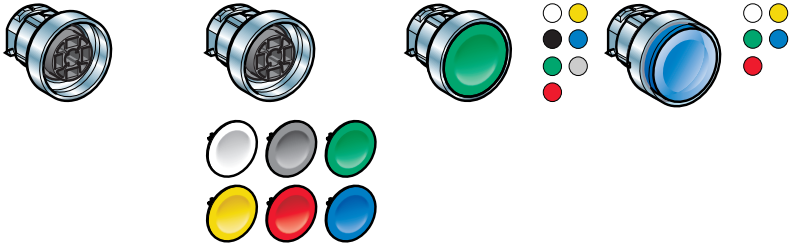


Screw clamp terminals  
ZB4BZ10/5  
see [page 76](#)

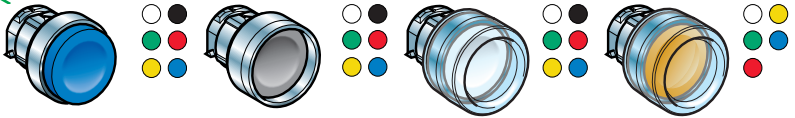
## Contact functions

### Body sub-assemblies

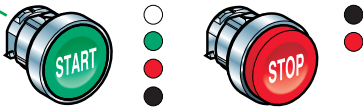
### Head sub-assemblies, chromium plated or black metal bezel



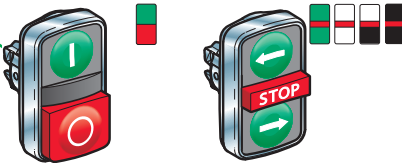
Flush push without cap ZB4BA0 see <a href="#">page 26</a>	Flush push with set of 6 caps ZB4BA9 see <a href="#">page 26</a>	Flush push ZB4BA● see <a href="#">page 26</a>	Flush push for insertion of legend ZB4BA●8 see <a href="#">page 26</a>
---	--	---	--



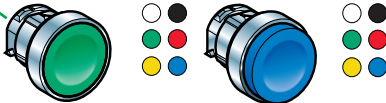
Projecting push ZB4BL● see <a href="#">page 27</a>	Recessed push ZB4BA●6 see <a href="#">page 28</a>	Booted flush/projecting push ZB4BP●/BP●S see <a href="#">page 28</a>	Booted flush push for insertion of legend ZB4BP●8 see <a href="#">page 28</a>
--	---	--	---



Flush push ZB4BA●3●/BA●4● ZB4BA334/335 see <a href="#">page 29</a>	Projecting push ZB4BL●3● see <a href="#">page 29</a>
---	--



Double-headed pushbuttons ZB4BA7●●● ZB4BA79 ZB4BL734● see <a href="#">page 40</a>	Triple-headed pushbuttons ZB4BA7313● ZB4BA711●● ZB4BA72124 ZB4BA791 see <a href="#">page 41</a>
---	--



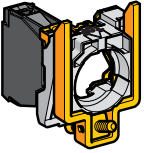
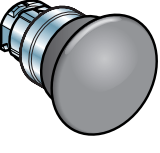
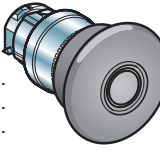
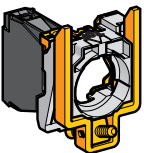
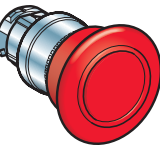

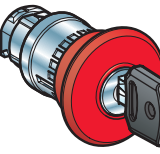

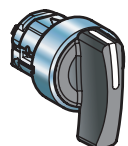
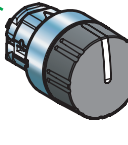
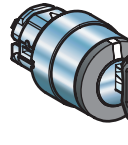
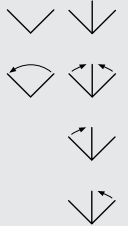


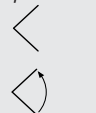
Flush push ZB4BH0● see <a href="#">page 50</a>	Projecting push ZB4BH● see <a href="#">page 50</a>
--	--

# Control and signaling units

Harmony XB4, metal

Pushbuttons, switches, and pilot lights

Sub-assemblies, ZB4B

Non illuminated units for user assembly (continued)	Contact functions	
For mushroom head pushbuttons	Body sub-assemblies	Head sub-assemblies, chromium plated or black metal bezel
<p>Screw clamp terminals ZB4BZ10●/BZ141 see <a href="#">page 74</a></p>		 <p>Spring return ZB4BC●/BR● see <a href="#">page 42</a></p> <p> <span style="color: black;">●</span> <span style="color: yellow;">●</span> <span style="color: blue;">●</span> <span style="color: red;">●</span>            Ø 30 mm/1.181 in.            Ø 40 mm/1.575 in.            Ø 60 mm/2.362 in.         </p>  <p>Latching ZB4B●2/BS●2/BS55 see <a href="#">page 43</a></p> <p> <span style="color: black;">●</span> <span style="color: yellow;">●</span>            Ø 30 mm/1.181 in.            Ø 40 mm/1.575 in.            Ø 60 mm/2.362 in.         </p>
<p>For Emergency Stop or Emergency switching off mushroom head pushbuttons</p>		 <p>Push-pull (EN/ISO 13850) ZB4BT84 see <a href="#">page 45</a></p> <p> <span style="color: red;">●</span>            Ø 30 mm/1.181 in.            Ø 40 mm/1.575 in.            Ø 60 mm/2.362 in.         </p>  <p>Turn to release (EN/ISO 13850) ZB4BS8●4 see <a href="#">page 45</a></p> <p> <span style="color: red;">●</span>            Ø 30 mm/1.181 in.            Ø 40 mm/1.575 in.            Ø 60 mm/2.362 in.         </p>
<p>Emergency stop trigger action and mechanical latching</p>	<p>Faston ZB4BZ10●3 see <a href="#">page 78</a></p>	 <p>Key release (EN/ISO 13850) ZB4BS9●4 see <a href="#">page 45</a></p> <p> <span style="color: red;">●</span>            Ø 30 mm/1.181 in.            Ø 40 mm/1.575 in.            Ø 60 mm/2.362 in.         </p>
<p>Emergency stop trigger action and mechanical latching</p>	<p>Spring clamp terminals ZBE10●5 ZB4BZ10●5 see <a href="#">page 76</a></p>	<div style="display: flex; justify-content: space-between;"> <div data-bbox="695 1238 871 1382">  <p>Standard black handle (1) ZB4BD● see <a href="#">page 52</a></p> </div> <div data-bbox="887 1238 1062 1382">  <p>Long black handle (1) ZB4BJ● see <a href="#">page 53</a></p> </div> </div> <div style="display: flex; justify-content: space-between; margin-top: 20px;"> <div data-bbox="695 1494 871 1637">  <p>Knurled black knob (1) ZB4BD●9 see <a href="#">page 55</a></p> </div> <div data-bbox="887 1494 1062 1637">  <p>Key switch (2) ZB4BG●●/ BG●TEC10 see <a href="#">page 55</a></p> </div> </div> <div style="margin-top: 20px;"> <p>(1) Switch handle and knob positions</p>  <p>(2) Key switch positions Key withdrawal positions</p>  </div>
<p>For toggle switches</p>		 <p>2-position lever (3) ZB4BD●8, see <a href="#">page 55</a></p> <p>(3) Lever positions</p> 



# Control and signaling units

Harmony XB4, metal

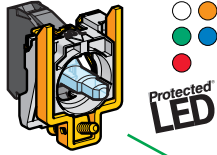
Pushbuttons, switches, and pilot lights

Sub-assemblies, ZB4B

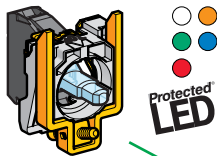
## Pilot lights for user assembly

### Signaling functions

Body sub-assemblies with integral LED



Connection: screw clamp terminals  
**ZB4BVJ●/BVB●/BVG●/ BVM●**  
 see [page 82](#)

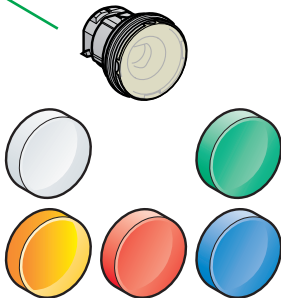


Connection: plug-in connector  
**ZB4VB●4/BVG●4/ BVM●4**  
 please contact our Customer Care Center

Head sub-assemblies

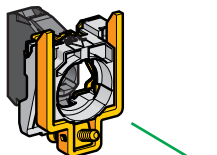


With lens fitted  
**ZB4BV0●3**  
 see [page 65](#)

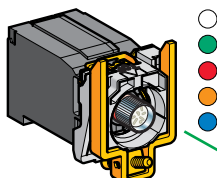


With 5 separate lenses, not fitted  
**ZB4BV003**  
 see [page 65](#)

Body sub-assemblies for BA 9s bulb



Direct supply  
 Connection: screw clamp terminals  
**ZB4BV6**  
 see [page 85](#)



Via integral transformer  
 Connection: screw clamp terminals  
**ZB4BV●D●**  
 see [page 85](#)

Head sub-assemblies



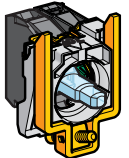
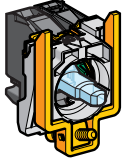
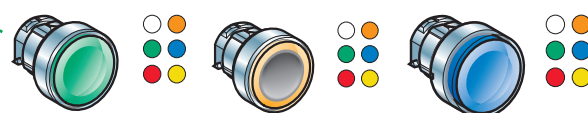
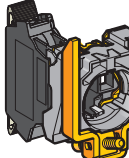




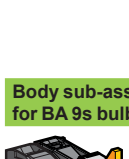
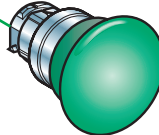
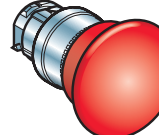
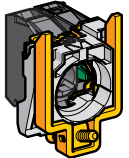
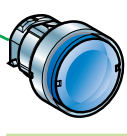

With lens fitted  
**ZB4BV0●, ZB4BV0●S**  
 see [page 66](#)

# Control and signaling units

Harmony XB4, metal

Pushbuttons, switches, and pilot lights

Sub-assemblies, ZB4B

Illuminated pushbuttons for user assembly	Combined functions (contact and signaling)	
For illuminated pushbuttons, spring return	<b>Body sub-assemblies with integral LED</b>  <p>Screw clamp terminals  <b>ZB4BW0B●●/BW0G●●/BW0M●●</b>                      see <a href="#">page 80</a></p>  <p>Plug-in connector  <b>ZB4BW0B●●4</b>                      please contact our Customer Care Center</p>	<b>Head sub-assemblies, chromium plated or black metal bezel</b>  <p>Flush push  <b>ZB4BW3●3</b>                      see <a href="#">page 31</a></p> <p>Flush push with illuminated ring  <b>ZB4BW9●3</b>                      see <a href="#">page 31</a></p> <p>Flush push for insertion of legend  <b>ZB4BA●8</b>                      see <a href="#">page 31</a></p>
For illuminated double-headed pushbuttons, spring return	 <p>Spring clamp terminals  <b>ZBV●●●</b>                      see <a href="#">page 76</a></p>	 <p>Booted flush push  <b>ZB4BW5●3</b>                      see <a href="#">page 31</a></p> <p>Projecting push  <b>ZB4BW1●3, ZB4BW1●3S</b>                      see <a href="#">page 32</a></p> <p>Mushroom head, spring return  <b>ZB4BW4●3</b>                      see <a href="#">page 42</a></p>
For illuminated "push-push to release" pushbuttons and illuminated selector switches with standard handle	 <p>Spring clamp terminals  <b>ZBV●●●</b>                      see <a href="#">page 76</a></p>	 <p>Flush or projecting "push-push to release"  <b>ZB4BH0●3/BH●3</b>                      see <a href="#">page 51</a></p>  <p>Selector switches with standard handle  <b>ZB4BK1●●3</b>                      see <a href="#">page 57</a></p>
For illuminated mushroom head pushbuttons		 <p>Mushroom head, latching  <b>ZB4BW6●3</b>                      see <a href="#">page 43</a></p>  <p>Emergency switching off, mechanical latching, push-pull  <b>ZB4BW643</b>                      see <a href="#">page 47</a></p>
For illuminated pushbuttons, spring return	<b>Body sub-assemblies for BA 9s bulb</b>  <p>Direct supply or via integral transformer                      Screw clamp terminals  <b>ZB4BW0●●●</b>                      see <a href="#">page 84</a></p>	<b>Head sub-assemblies, chromium plated or black metal bezel</b>  <p>Flush push  <b>ZB4BW3●, ZB4BW3●S</b>                      see <a href="#">page 33</a></p>  <p>Projecting push  <b>ZB4BW1●, ZB4BW1●S</b>                      see <a href="#">page 33</a></p>

# Control and signaling units

Harmony XB4, metal

Pushbuttons, switches, and pilot lights

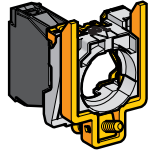
Sub-assemblies, ZB4F flush mounting heads

**Non illuminated units for user assembly**

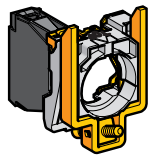
**Contact functions for Ø 30 mm mounting**

For pushbuttons, spring return, unmarked

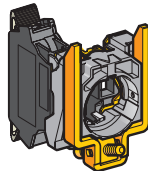
**Body sub-assemblies**



Screw clamp terminals  
ZB4BZ10●/BZ141  
see [page 74](#)



Faston  
ZB4BZ10●3  
see [page 78](#)

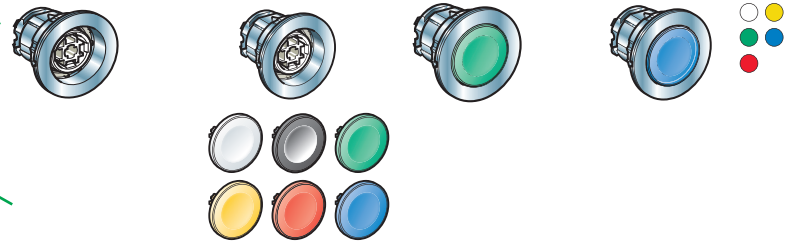


Spring clamp terminals  
ZBE10●5  
ZB4BZ10●5  
see [page 76](#)

For pushbuttons, spring return, with marking

For "push-push to release" pushbuttons

**Head sub-assemblies, chromium plated or black metal bezel**

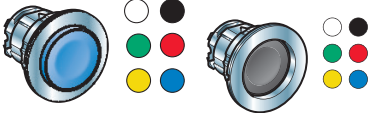


Flush push without cap  
ZB4FA0  
see [page 34](#)

Flush push with set of 6 caps  
ZB4FA9  
see [page 34](#)

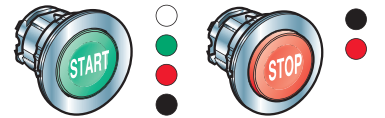
Flush push  
ZB4FA●  
see [page 34](#)

Flush push for insertion of legend  
ZB4FA●8  
see [page 34](#)



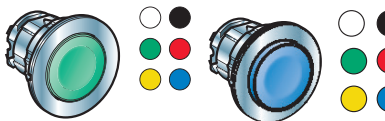
Projecting push  
ZB4FL●  
see [page 35](#)

Recessed push  
ZB4FA●6  
see [page 34](#)



Flush push  
ZB4FA●3●/FA●4●  
ZB4FA334/335  
see [page 36](#)

Projecting push  
ZB4FL●3●  
see [page 36](#)



Flush push  
ZB4FH0●  
see [page 52](#)

Projecting push  
ZB4FH●  
see [page 52](#)

# Control and signaling units

Harmony XB4, metal

Pushbuttons, switches, and pilot lights

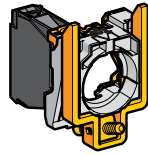
Sub-assemblies, ZB4F flush mounting heads

**Non illuminated units for user assembly (continued)**

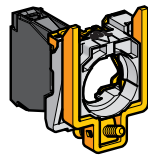
**Contact functions for Ø 30 mm mounting**

For selector switches and key switches

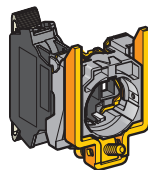
**Body sub-assemblies**



Screw clamp terminals  
ZB4BZ10●/BZ141  
see [page 74](#)

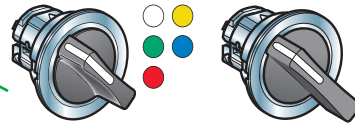


Faston  
ZB4BZ10●3  
see [page 78](#)



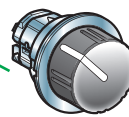
Spring clamp terminals  
ZBE10●5  
ZB4BZ10●5  
see [page 76](#)

**Head sub-assemblies, chromium plated or black metal bezel**

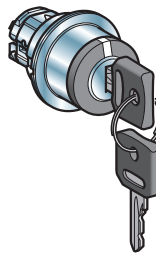


Standard black handle (1)  
ZB4FD●  
see [page 58](#)

Long black handle (1)  
ZB4FJ●  
see [page 59](#)

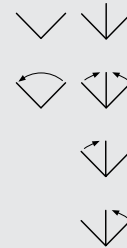


Knurled black knob (1)  
ZB4FD●9  
see [page 61](#)

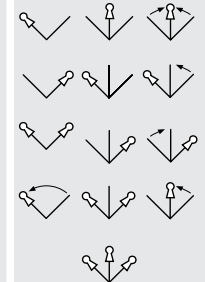


Key switch (2)  
ZB4FG●●  
see [page 60](#)

(1) Switch handle and knob positions



(2) Key switch positions  
Key withdrawal positions



# Control and signaling units

Harmony XB4, metal

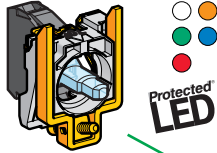
Pushbuttons, switches, and pilot lights

Sub-assemblies, ZB4F flush mounting heads

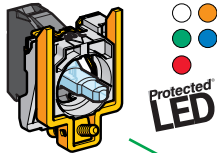
## Pilot lights for user assembly

## Signaling functions for Ø 30 mm mounting

### Body sub-assemblies with integral LED

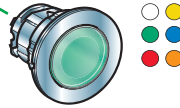


Connection: screw clamp terminals  
ZB4BVJ●/BVB●/BVG●/BVM●  
see [page 82](#)



Connection: plug-in connector  
ZB4VB●4/BVG●4/BVM●4  
please contact our Customer Care Center

### Head sub-assemblies



With lens fitted  
ZB4FV0●3  
see [page 69](#)



# Control and signaling units

Harmony XB4, metal

Pushbuttons, switches, and pilot lights

Sub-assemblies, ZB4F flush mounting heads

## Illuminated pushbuttons for user assembly

For illuminated pushbuttons, spring return

For illuminated "push-push to release" pushbuttons and illuminated selector switches with standard handle

## Combined functions (contact and signaling) for Ø 30 mm mounting

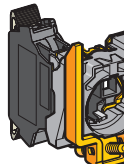
### Body sub-assemblies with integral LED



Screw clamp terminals  
ZB4BW0B●●/BW0G●●/BW0M●●  
see page 80

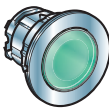


Plug-in connector  
ZB4BW0B●●4  
please contact our Customer Care Center

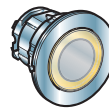


Spring clamp terminals  
ZBV●●●  
see page 76

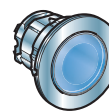
### Head sub-assemblies, chromium plated or black metal bezel



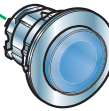
Flush push  
ZB4FW3●3  
see page 38



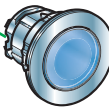
Flush push with illuminated ring  
ZB4FW9●3  
see page 38



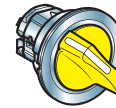
Flush push for insertion of legend  
ZB4FA●8  
see page 38



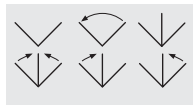
Projecting push  
ZB4FW1●3  
see page 39



Flush or projecting "push-push to release"  
ZB4FH0●3/FH●3  
see page 53



Selector switches with standard handle  
ZB4FK1●●3  
see page 63

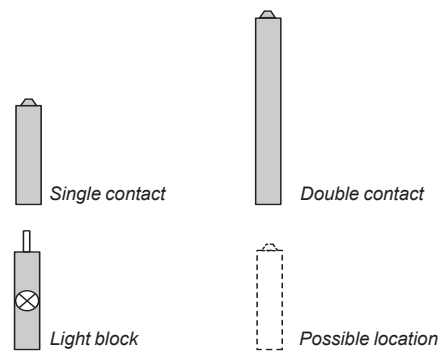


# Control and signaling units

Harmony XB4 metal  
Contact mounting - Contact sequence

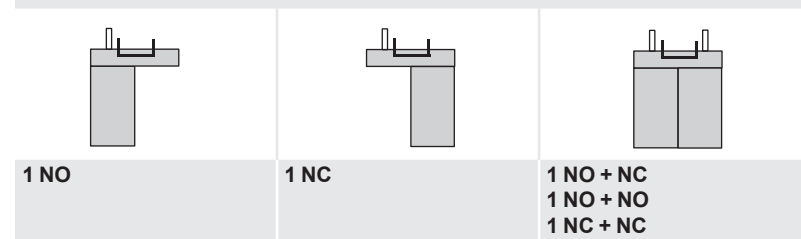
## Maximum recommended configurations to help ensure compliance with catalog characteristics

Unit type (complete units XB4B and XB4F, heads ZB4B and ZB4F)	Pushbuttons, spring return XB4BA●, ZB4BA●, XB4FA●, ZB4FA●, (except ZB4BA●8 and ZB4FA●8) XB4BC●, ZB4BC●, XB4BL●, ZB4BL●, XB4BP●, ZB4BP●, ZB4BR●, XB4FL●, ZB4FL●	Double-headed pushbuttons XB4BL73415, ZB4BA712●, ZB4B●734●, ZB4BA79	Illuminated pushbuttons, spring return XB4BW●, ZB4BW●, ZB4BA●8
	Triple-headed pushbuttons XB4BA731327, XB4BA711137, ZB4BA7313●, ZB4BA7111●, ZB4BA72124, ZB4BA791		Double-headed pushbuttons + pilot light block XB4BW73731●5, ZB4BW7A17●●, ZB4BW7●374●, ZB4BW7A9
Solution using single contacts			
Solution using single and double contacts			
Maximum recommended configurations	Single contacts Double contacts + single contacts Light block	9 6 2 + 2 -	6 2 + 2 1



## Possible configurations for high power switching contacts (1) (2)

High power switching contact blocks with screw clamp terminal connections:  
ZBE501, ZBE502, ZBE503, ZBE504 and ZBE505  
High power switching contact blocks with connection by Faston connectors:  
ZBE5013, ZBE5023, ZBE5033, ZBE5043 and ZBE5053



(1) The configurations are not upgradable and cannot be combined with other types of contact and signaling functions.  
(2) High power switching contacts are not compatible with Harmony triple-headed pushbuttons.

## Emergency stop or Emergency switching off







Emergency stop or Emergency switching off XB4BT●, ZB4BT●, XB4BS●, ZB4BS●	Selector switches ■ Standard handle XB4BD●, ZB4BD●, XB4FD●, ZB4FD● ■ Long handle XB4BJ●, ZB4BJ●, XB4FJ●, ZB4FJ● ■ Knurled knob ZB4BD●9, ZB4FD●9 ■ Key switch XB4BG●, ZB4BG●, XB4FG●, ZB4FG●	Illuminated selector switches, standard handle XB4BK●, ZB4BK●, XB4FK●, ZB4FK●	Toggle switches ZB4BD●8	Pushbuttons, push-push ZB4BH●, ZB4FH●	Illuminated pushbuttons, push-push ZB4BH●3, ZB4FH●3
4 2 + 0 -	4 1 + 2 -	5 2 + 1 -	4 1 + 2 -	6 2 + 0 1	4 2 + 0 1

## Sequence of contacts on selector switch bodies

Unit type	Selector switches		
	2-position	3-position	
Head Pusher	Position	Not activated	Activated
		315°	45°
		315°	0°
		45°	
Contacts ZBE.	NO	NC	
	NO	NC	

L left, C center, R right  
□ open ■ closed

Assembly of other products using:  
 Body/contact assemblies: see [page 74](#)  
 Accessories: see [page 88](#)

Pushbuttons with flush push (1)						
Screw clamp terminal connections (Schneider Electric anti-loosening system)						
Shape of head	Type of push	Type of contact		Color of push	Reference	Weight kg/lb
		 NO	 NC			
<b>Complete units (2)</b>						
	Flush	1	–	White	<b>XB4BA11</b> (ZB4BZ101 + ZB4BA1)	0.080/0.176
				Black	<b>XB4BA21</b> (6) (ZB4BZ101 + ZB4BA2)	0.080/0.176
				Green	<b>XB4BA31</b> (6) (ZB4BZ101 + ZB4BA3)	0.080/0.176
				Yellow	<b>XB4BA51</b> (ZB4BZ101 + ZB4BA5)	0.080/0.176
				Blue	<b>XB4BA61</b> (ZB4BZ101 + ZB4BA6)	0.080/0.176
		–	1	Red	<b>XB4BA42</b> (6) (ZB4BZ102 + ZB4BA4)	0.080/0.176
<b>Heads only</b>						
	Without cap (3)			–	<b>ZB4BA0</b>	0.028/0.062
	Flush, with set of 6 colored caps			6 colors (4)	<b>ZB4BA9</b>	0.038/0.084
	Flush (2)			White	<b>ZB4BA1</b>	0.029/0.064
				Black	<b>ZB4BA2</b>	0.029/0.064
				Green	<b>ZB4BA3</b>	0.029/0.064
				Red	<b>ZB4BA4</b>	0.029/0.064
				Yellow	<b>ZB4BA5</b>	0.029/0.064
				Blue	<b>ZB4BA6</b>	0.029/0.064
				Gray	<b>ZB4BA8</b>	0.029/0.064
	Flush with transparent cap for insertion of legend (5)			White	<b>ZB4BA18</b>	0.028/0.062
				Green	<b>ZB4BA38</b>	0.028/0.062
				Red	<b>ZB4BA48</b>	0.028/0.062
				Orange	<b>ZB4BA58</b>	0.028/0.062
				Blue	<b>ZB4BA68</b>	0.028/0.062
	Illuminated flush pushbutton head, with set of 6 colored caps			6 colors	<b>ZB4BA98</b>	0.022/0.049
	Flush (high bezel) (2)			White	<b>ZB4BA14</b>	0.034/0.075
				Black	<b>ZB4BA24</b>	0.034/0.075
				Green	<b>ZB4BA34</b>	0.034/0.075
				Red	<b>ZB4BA44</b>	0.034/0.075
				Yellow	<b>ZB4BA54</b>	0.034/0.075
				Blue	<b>ZB4BA64</b>	0.034/0.075



### Heads with black metal bezel

To order, add a 7 to the references selected from above.  
 Example: **ZB4BA0** becomes **ZB4BA07**.


(1) For recommended maximum number of contacts constituting the body (fixing collar and contact) associated with the head, see [page 24](#).  
 (2) To add customized markings on these references using the web customization tool, see [page 5](#).  
 (3) Colored cap to be ordered separately (see [page 88](#)).  
 (4) Head supplied with 6 different colored caps (white, black, green, red, yellow, and blue) not fitted.  
 (5) For legend ordering information, see [page 98](#).  
 (6) To order products with 1 NO and 1 NC contact, replace the last digit of the commercial reference with a 5. Example: XB4BA21 becomes XB4BA25.

Assembly of other products using:  
 Body/contact assemblies: see [page 74](#)  
 Accessories: see [page 88](#)

## Control and signaling units

Harmony XB4, metal

Spring return pushbuttons, unmarked



101168

XB4BL42



101217

ZB4BL1

Pushbuttons with projecting push <sup>(1)</sup> <sup>(2)</sup>						
Screw clamp terminal connections (Schneider Electric anti-loosening system)						
Shape of head	Type of push	Type of contact		Color of push	Reference	Weight kg/lb
		NO	NC			
<b>Complete units</b>						
	Projecting	–	1	Red	<a href="#">XB4BL42</a> ( <a href="#">ZB4BZ102</a> + <a href="#">ZB4BL4</a> )	0.081/0.179
<b>Heads only</b>						
	Projecting			White	<a href="#">ZB4BL1</a>	0.030/0.066
				Black	<a href="#">ZB4BL2</a>	0.030/0.066
				Green	<a href="#">ZB4BL3</a>	0.030/0.066
				Red	<a href="#">ZB4BL4</a>	0.030/0.066
				Yellow	<a href="#">ZB4BL5</a>	0.030/0.066
				Blue	<a href="#">ZB4BL6</a>	0.030/0.066

(1) For recommended maximum number of contacts constituting the body (fixing collar and contact) associated with the head, see [page 24](#).

(2) To add customized markings on these references using the web customization tool, see [page 5](#).

Assembly of other products using:  
 Body/contact assemblies: see page 74  
 Accessories: see page 88


101197



ZB4BA36

Pushbuttons with recessed push (1) (2)					
High guard					
Shape of head	Type of push		Color	Reference	Weight kg/lb
<b>Heads only</b>					
	Recessed (high guard)		White	ZB4BA16	0.034/0.075
			Black	ZB4BA26	0.034/0.075
			Green	ZB4BA36	0.034/0.075
			Red	ZB4BA46	0.034/0.075
			Yellow	ZB4BA56	0.034/0.075
			Blue	ZB4BA66	0.034/0.075

110099



XB4BP21

Pushbuttons with silicone booted head for severe environments (1)						
Screw clamp terminal connections (Schneider Electric anti-loosening system)						
Shape of head	Type of push	Type of contact		Color of push	Reference	Weight kg/lb
		NO	NC			
<b>Complete units (2)</b>						
	Booted, clear silicone (color of push unobscured)	1	–	Black	XB4BP21 (ZB4BZ101 + ZB4BP2)	0.082/0.181
				Green	XB4BP31 (ZB4BZ101 + ZB4BP3)	0.082/0.181
				Yellow	XB4BP51 (ZB4BZ101 + ZB4BP5)	0.082/0.181
				Blue	XB4BP61 (ZB4BZ101 + ZB4BP6)	0.082/0.181
			–	1	Red	XB4BP42 (ZB4BZ102 + ZB4BP4)

110054



ZB4BP18

Silicone booted heads only, with increased protection (IP69K)						
	Flush	Clear boot (3) For insertion of protected legend within head (4)		White	ZB4BP18 (2)	0.034/0.075
				Green	ZB4BP38 (2)	0.034/0.075
				Red	ZB4BP48	0.034/0.075
				Yellow	ZB4BP58 (2)	0.034/0.075
				Blue	ZB4BP68	0.034/0.075
	Projecting	Clear boot (3) (2)		White	ZB4BP1	0.031/0.068
				Black	ZB4BP2 (6)	0.031/0.068
				Green	ZB4BP3 (6)	0.031/0.068
				Red	ZB4BP4 (6)	0.031/0.068
				Yellow	ZB4BP5	0.031/0.068
				Blue	ZB4BP6	0.031/0.068

103542



ZB4BP2S

Silicone booted heads only, standard for mounting with legend holder (IP66)						
	Flush	Colored boot (5)		White	ZB4BP1S	0.034/0.075
				Black	ZB4BP2S	0.034/0.075
				Green	ZB4BP3S	0.034/0.075
				Red	ZB4BP4S	0.034/0.075
				Yellow	ZB4BP5S	0.034/0.075
				Blue	ZB4BP6S	0.034/0.075

PG13450



ZB4BP183

	Clear membrane (5) (2) For insertion of protected legend within head (4)		White	ZB4BP183	0.026/0.057
			Green	ZB4BP383	0.026/0.057
			Red	ZB4BP483	0.026/0.057
			Yellow	ZB4BP583	0.026/0.057
			Blue	ZB4BP683	0.026/0.057

### Heads with black metal bezel

To order, add a 7 to the references selected from above.

Example: ZB4BP18 becomes ZB4BP187.

(1) For recommended maximum number of contacts constituting the body (fixing collar and contact) associated with the head, see page 24.

(2) To add customized markings on these references using the web customization tool, see page 5.

(3) Permissible panel thickness 1 to 5 mm/0.039 to 0.197 in., cannot be used with legend holders.

(4) To order a legend for insertion within the head, see page 98.

(5) For replacement of silicone protection element without dismantling head, see page 90.

(6) To order a flush push type product, insert "A" before the last digit of the commercial reference. Example: ZB4BP2 becomes ZB4BPA2.















Assembly of other products using:  
 Body/contact assemblies: see page 74  
 Accessories: see page 88

## Control and signaling units

Harmony XB4, metal

Spring return pushbuttons, with marking

Pushbuttons with flush or projecting push (1)									
Screw clamp terminal connections (Schneider Electric anti-loosening system)									
Shape of head	Type of push	Type of contact		Marking Text (color)	Color of push	Reference	Weight kg/lb		
		 N/O	 N/C						
<b>Complete units</b>									
	Flush	1	–	"I" (White)	Green	<a href="#">XB4BA3311</a> (ZB4BZ101 + ZB4BA331)	0.080/0.176		
	Flush	–	1	"O" (White)	Red	<a href="#">XB4BA4322</a> (ZB4BZ102 + ZB4BA432)	0.080/0.176		
	Projecting	1	1	"O" (White)	Red	<a href="#">XB4BL4325</a> (ZB4BZ105 + ZB4BL432)	0.080/0.176		
	Flush (2)	1	–	↑ (Black)	White	<a href="#">XB4BA3341</a> (ZB4BZ101 + ZB4BA334)	0.080/0.176		
	Flush (2)	1	–	↓ (White)	Black	<a href="#">XB4BA3351</a> (ZB4BZ101 + ZB4BA335)	0.080/0.176		
<b>Heads only</b>									
	Flush			"I" (White)	Green	<a href="#">ZB4BA331</a>	0.029/0.064		
				"I" (Black)	White	<a href="#">ZB4BA131</a>	0.029/0.064		
				"II" (White)	Green	<a href="#">ZB4BA336</a>	0.029/0.064		
				"II" (Black)	White	<a href="#">ZB4BA136</a>	0.029/0.064		
						"START" (white)	Green	<a href="#">ZB4BA333</a>	0.029/0.064
						"START" (Black)	White	<a href="#">ZB4BA133</a>	0.029/0.064
						"ON" (White)	Green	<a href="#">ZB4BA341</a>	0.029/0.064
						"ON" (Black)	White	<a href="#">ZB4BA141</a>	0.029/0.064
						"MARCHE" (White)	Green	<a href="#">ZB4BA342</a>	0.029/0.064
						"MARCHE" (Black)	White	<a href="#">ZB4BA142</a>	0.029/0.064
						 (White)	Black	<a href="#">ZB4BA245</a>	0.029/0.064
						 (Black)	White	<a href="#">ZB4BA145</a>	0.029/0.064
						"O" (White)	Red	<a href="#">ZB4BA432</a>	0.029/0.064
							Black	<a href="#">ZB4BA232</a>	0.029/0.064
						"ARRET" (White)	Red	<a href="#">ZB4BA433</a>	0.029/0.064
							Black	<a href="#">ZB4BA233</a>	0.029/0.064
						"STOP" (White)	Red	<a href="#">ZB4BA434</a>	0.029/0.064
							Black	<a href="#">ZB4BA234</a>	0.029/0.064
						"OFF" (White)	Red	<a href="#">ZB4BA435</a>	0.029/0.064
							Black	<a href="#">ZB4BA235</a>	0.029/0.064
				↑ (Black) (2)	White	<a href="#">ZB4BA334</a>	0.029/0.064		
				↓ (White) (2)	Black	<a href="#">ZB4BA335</a>	0.029/0.064		
	Projecting			"O" (White)	Red	<a href="#">ZB4BL432</a>	0.030/0.066		
					Black	<a href="#">ZB4BL232</a>	0.030/0.066		
				"ARRET" (White)	Red	<a href="#">ZB4BL433</a>	0.030/0.066		
					Black	<a href="#">ZB4BL233</a>	0.030/0.066		
				"STOP" (White)	Red	<a href="#">ZB4BL434</a>	0.030/0.066		
					Black	<a href="#">ZB4BL234</a>	0.030/0.066		
				"OFF" (White)	Red	<a href="#">ZB4BL435</a>	0.030/0.066		
					Black	<a href="#">ZB4BL235</a>	0.030/0.066		





### Heads with black metal bezel

To order, add a 7 to the references selected from above.  
 Example: **ZB4BA331** becomes **ZB4BA3317**.


(1) For recommended maximum number of contacts constituting the body (fixing collar and contact) associated with the head, see page 24.

(2) Product supplied with cap not attached, allowing orientation through 360° in 90° steps.


Assembly of other products using:  
 Body/contact assemblies: see [page 74](#)  
 Combined sub-assemblies: see [page 80](#)  
 Accessories: see [page 88](#)

Illuminated pushbuttons with flush push <sup>(1)</sup> <sup>(2)</sup>							
Screw clamp terminal connections (Schneider Electric anti-loosening system)							
Shape of head	Description	Type of contact		Supply voltage V	Color of push	Reference	Weight kg/lb
							


**Complete units - With plain lens**



XB4BW33B5



XB4BW34G5

	Integral LED	1	1	24 ~ 50/60 Hz	White	<a href="#">XB4BW31B5</a> (ZB4BW0B15 + ZB4BW313)	0.097/0.214
					Green	<a href="#">XB4BW33B5</a> (ZB4BW0B35 + ZB4BW333)	0.097/0.214
					Red	<a href="#">XB4BW34B5</a> (ZB4BW0B45 + ZB4BW343)	0.097/0.214
					Orange	<a href="#">XB4BW35B5</a> (ZB4BW0B55 + ZB4BW353)	0.097/0.214
					Blue	<a href="#">XB4BW36B5</a> (ZB4BW0B65 + ZB4BW363)	0.097/0.214
					110...120 ~ 50/60 Hz	White	<a href="#">XB4BW31G5</a> (ZB4BW0G15 + ZB4BW313)
	Green	<a href="#">XB4BW33G5</a> (ZB4BW0G35 + ZB4BW333)	0.097/0.214				
	Red	<a href="#">XB4BW34G5</a> (ZB4BW0G45 + ZB4BW343)	0.097/0.214				
	Orange	<a href="#">XB4BW35G5</a> (ZB4BW0G55 + ZB4BW353)	0.097/0.214				
	Blue	<a href="#">XB4BW36G5</a> (ZB4BW0G65 + ZB4BW363)	0.097/0.214				
	230...240 ~ 50/60 Hz	White	<a href="#">XB4BW31M5</a> (ZB4BW0M15 + ZB4BW313)	0.097/0.214			
		Green	<a href="#">XB4BW33M5</a> (ZB4BW0M35 + ZB4BW333)	0.097/0.214			
Red		<a href="#">XB4BW34M5</a> (ZB4BW0M45 + ZB4BW343)	0.097/0.214				
Orange		<a href="#">XB4BW35M5</a> (ZB4BW0M55 + ZB4BW353)	0.097/0.214				
Blue		<a href="#">XB4BW36M5</a> (ZB4BW0M65 + ZB4BW363)	0.097/0.214				

(1) For recommended maximum number of contacts constituting the body (fixing collar and contact) associated with the head, see [page 24](#).








(2) To add customized markings on these references using the web customization tool, see [page 5](#).

Assembly of other products using:  
 Combined sub-assemblies: see [page 80](#)  
 Accessories: see [page 88](#)

## Control and signaling units

Harmony XB4, metal

Illuminated pushbuttons, spring return, with integral LED

Illuminated pushbuttons with flush push <sup>(1)</sup>					
Shape of head	Type of push	Color	Reference	Weight kg/lb	
<b>Heads only (2) - With plain lens</b>					
 <p>101244 ZB4BW333</p>	 <p>Flush <sup>(3)</sup></p>	White	<a href="#">ZB4BW313</a>	0.026/0.057	
		Green	<a href="#">ZB4BW333</a>	0.026/0.057	
		Red	<a href="#">ZB4BW343</a>	0.026/0.057	
		Orange	<a href="#">ZB4BW353</a>	0.026/0.057	
		Yellow	<a href="#">ZB4BW383</a>	0.026/0.057	
		Blue	<a href="#">ZB4BW363</a>	0.026/0.057	
	 <p>XB4_632_CP5CT16035A ZB4BW983</p>	<p>Flush with illuminated ring</p>	White	<a href="#">ZB4BW913</a>	0.026/0.057
			Green	<a href="#">ZB4BW933</a>	0.026/0.057
			Red	<a href="#">ZB4BW943</a>	0.026/0.057
			Orange	<a href="#">ZB4BW953</a>	0.026/0.057
			Yellow	<a href="#">ZB4BW983</a>	0.026/0.057
			Blue	<a href="#">ZB4BW963</a>	0.026/0.057
 <p>PG116073 ZB4BW563</p>	<p>Flush with clear boot (IP69K) <sup>(3)</sup></p>	White	<a href="#">ZB4BW513</a>	0.031/0.068	
		Green	<a href="#">ZB4BW533</a>	0.031/0.068	
		Red	<a href="#">ZB4BW543</a>	0.031/0.068	
		Orange	<a href="#">ZB4BW553</a>	0.031/0.068	
		Yellow	<a href="#">ZB4BW583</a>	0.031/0.068	
		Blue	<a href="#">ZB4BW563</a>	0.031/0.068	
 <p>XB4_632_CP5CT17114B ZB4BA98</p>	 <p>Flush for insertion of legend of legend <sup>(4)</sup> (IP69K)</p>	White	<a href="#">ZB4BA18</a>	0.028/0.062	
		Green	<a href="#">ZB4BA38</a>	0.028/0.062	
		Red	<a href="#">ZB4BA48</a>	0.028/0.062	
		Orange	<a href="#">ZB4BA58</a>	0.028/0.062	
		Yellow	<a href="#">ZB4BA88</a> <sup>(3)</sup>	0.028/0.062	
		Blue	<a href="#">ZB4BA68</a>	0.028/0.062	
<p>Illuminated flush pushbutton head, with set of 6 colored caps</p>		White, green, red, orange, yellow, and blue	<a href="#">ZB4BA98</a>	0.022/0.049	
<b>Heads only (2) - With grooved lens <sup>(5)</sup> <sup>(3)</sup></b>					
 <p>Flush</p>	White	<a href="#">ZB4BW313S</a>	0.026/0.057		
	Green	<a href="#">ZB4BW333S</a>	0.026/0.057		
	Red	<a href="#">ZB4BW343S</a>	0.026/0.057		
	Orange	<a href="#">ZB4BW353S</a>	0.026/0.057		
	Yellow	<a href="#">ZB4BW383S</a>	0.026/0.057		
	Blue	<a href="#">ZB4BW363S</a>	0.026/0.057		

(1) For recommended maximum number of contacts constituting the body (fixing collar and contact) associated with the head, see [page 24](#).

(2) For use with bodies comprising a light source with integral LED only.

(3) To add customized markings on these references using the web customization tool, see [page 5](#).



(4) For legend ordering information, see [page 98](#).

(5) For use in bright ambient light conditions (for example, outdoors in sunlight).



Assembly of other products using:  
 Combined sub-assemblies: see [page 80](#)  
 Accessories: see [page 88](#)



#### Illuminated pushbuttons with projecting push (1)

Shape of head	Type of push	Color	Reference	Weight kg/lb
<b>Heads only (2) - With plain lens (3)</b>				
 	Projecting	White	<a href="#">ZB4BW113</a>	0.029/0.064
		Green	<a href="#">ZB4BW133</a>	0.029/0.064
		Red	<a href="#">ZB4BW143</a>	0.029/0.064
		Orange	<a href="#">ZB4BW153</a>	0.029/0.064
		Yellow	<a href="#">ZB4BW183</a>	0.029/0.064
		Blue	<a href="#">ZB4BW163</a>	0.029/0.064

#### Heads only (2) - With grooved lens (4)

 	Projecting	White	<a href="#">ZB4BW113S</a> (3)	0.026/0.057
		Green	<a href="#">ZB4BW133S</a> (3)	0.026/0.057
		Red	<a href="#">ZB4BW143S</a> (3)	0.026/0.057
		Orange	<a href="#">ZB4BW153S</a>	0.026/0.057
		Yellow	<a href="#">ZB4BW183S</a> (3)	0.026/0.057
		Blue	<a href="#">ZB4BW163S</a> (3)	0.026/0.057

#### Heads with black metal bezel

To order, add a 7 to the references selected from above.

Example 1: **ZB4BW113** becomes **ZB4BW1137**.

Example 2: **ZB4BW113S** becomes **ZB4BW113S7**.

(1) For recommended maximum number of contacts constituting the body (fixing collar and contact) associated with the head, see [page 24](#).

(2) For use with bodies comprising a light source with integral LED only.

(3) To add customized markings on these references using the web customization tool, see [page 5](#).

(4) For use in bright ambient light conditions (for example, outdoors in sunlight).

Assembly of other products using:  
 Combined sub-assemblies: see [page 80](#)  
 Accessories: see [page 88](#)

## Control and signaling units

Harmony XB4, metal  
 Illuminated pushbuttons, spring return,  
 with BA 9s base fitting

Illuminated pushbuttons with flush push <sup>(1)</sup>								
Screw clamp terminal connections (Schneider Electric anti-loosening system)								
Shape of head	Description	Type of contact		Supply voltage V	Color of push	Reference	Weight kg/lb	
		NO	NC					
<b>Complete units - With plain lens</b>								
 XB4BW3545	Direct supply for bulb with BA 9s base fitting, 2.4 W max (bulb not included)	1	1	≤ 250	White	<a href="#">XB4BW3165</a> (ZB4BW065 + ZB4BW31)	0.097/0.214	
					Green	<a href="#">XB4BW3365</a> (ZB4BW065 + ZB4BW33)	0.097/0.214	
					Red	<a href="#">XB4BW3465</a> (ZB4BW065 + ZB4BW34)	0.097/0.214	
					Orange	<a href="#">XB4BW3565</a> (ZB4BW065 + ZB4BW35)	0.097/0.214	
	Via integral transformer 1.2 VA, 6 V secondary, incandescent bulb with BA 9s base fitting (bulb included)	1	1	110...120 ~ 50/60 Hz	White	<a href="#">XB4BW3135</a> (ZB4BW035 + ZB4BW31)	0.169/0.373	
					Green	<a href="#">XB4BW3335</a> (ZB4BW035 + ZB4BW33)	0.169/0.373	
					Red	<a href="#">XB4BW3435</a> (ZB4BW035 + ZB4BW34)	0.169/0.373	
					Orange	<a href="#">XB4BW3535</a> (ZB4BW035 + ZB4BW35)	0.169/0.373	
		230 ~ 50 Hz 220...240 ~ 60 Hz	1	1	230 ~ 50 Hz 220...240 ~ 60 Hz	White	<a href="#">XB4BW3145</a> (ZB4BW045 + ZB4BW31)	0.170/0.375
						Green	<a href="#">XB4BW3345</a> (ZB4BW045 + ZB4BW33)	0.170/0.375
						Red	<a href="#">XB4BW3445</a> (ZB4BW045 + ZB4BW34)	0.170/0.375
						Orange	<a href="#">XB4BW3545</a> (ZB4BW045 + ZB4BW35)	0.170/0.375
<b>Heads only <sup>(2)</sup> - With plain lens</b>								
 ZB4BW33	Flush				White	<a href="#">ZB4BW31</a>	0.027/0.060	
					Green	<a href="#">ZB4BW33</a>	0.027/0.060	
					Red	<a href="#">ZB4BW34</a>	0.027/0.060	
					Orange	<a href="#">ZB4BW35</a>	0.027/0.060	
					Blue	<a href="#">ZB4BW36</a>	0.027/0.060	
					Clear	<a href="#">ZB4BW37</a>	0.027/0.060	
<b>Heads only <sup>(2)</sup> - With grooved lens <sup>(3)</sup></b>								
	Flush				White	<a href="#">ZB4BW31S</a>	0.027/0.060	
					Green	<a href="#">ZB4BW33S</a>	0.027/0.060	
					Red	<a href="#">ZB4BW34S</a>	0.027/0.060	
					Orange	<a href="#">ZB4BW35S</a>	0.027/0.060	
					Blue	<a href="#">ZB4BW36S</a>	0.027/0.060	
					Clear	<a href="#">ZB4BW37S</a>	0.027/0.060	
<b>Illuminated pushbuttons with projecting push <sup>(1)</sup></b>								
<b>Heads only <sup>(2)</sup> - With plain lens</b>								
 ZB4BW14	Projecting				White	<a href="#">ZB4BW11</a>	0.028/0.062	
					Green	<a href="#">ZB4BW13</a>	0.028/0.062	
					Red	<a href="#">ZB4BW14</a>	0.028/0.062	
					Orange	<a href="#">ZB4BW15</a>	0.028/0.062	
					Blue	<a href="#">ZB4BW16</a>	0.028/0.062	
					Clear	<a href="#">ZB4BW17</a>	0.028/0.062	
<b>Heads only <sup>(2)</sup> - With grooved lens <sup>(3)</sup></b>								
	Projecting				White	<a href="#">ZB4BW11S</a>	0.027/0.060	
					Green	<a href="#">ZB4BW13S</a>	0.027/0.060	
					Red	<a href="#">ZB4BW14S</a>	0.027/0.060	
					Orange	<a href="#">ZB4BW15S</a>	0.027/0.060	
					Blue	<a href="#">ZB4BW16S</a>	0.027/0.060	
					Clear	<a href="#">ZB4BW17S</a>	0.027/0.060	

To order, add a 7 to the references selected from above.

Example 1: **ZB4BW31** becomes **ZB4BW317**. Example 2: **ZB4BW31S** becomes **ZB4BW31S7**.

(1) For recommended maximum number of contacts constituting the body (fixing collar and contact) associated with the head, see [page 24](#).

(2) For use with bodies comprising a light source with BA9s base fitting bulb (incandescent, neon, or LED) only.







(3) For use in bright ambient light conditions (for example, outdoors in sunlight).

Assembly of other products using:  
 Combined sub-assemblies: see page 80  
 Accessories: see page 88

## Control and signaling units

Harmony XB4, metal

Flush mounted spring return pushbuttons, unmarked

Flush mounted pushbuttons with flush push for Ø 30 mm <sup>(1)</sup> <sup>(2)</sup>										
Screw clamp terminal connections (Schneider Electric anti-loosening system)										
Shape of head	Type of push	Type of contact		Marking on bezel Text (color)	Color of push	Reference	Weight kg/lb			
		NO	NC							
<b>Complete units</b>										
	Flush	1	-		White	<b>XB4FA11</b> (ZB4BZ101 + ZB4FA1)	0.080/0.176			
					Black	<b>XB4FA21</b> (ZB4BZ101 + ZB4FA2)	0.080/0.176			
					Green	<b>XB4FA31</b> (ZB4BZ101 + ZB4FA3)	0.080/0.176			
					Yellow	<b>XB4FA51</b> (ZB4BZ101 + ZB4FA5)	0.080/0.176			
					Blue	<b>XB4FA61</b> (ZB4BZ101 + ZB4FA6)	0.080/0.176			
					Red	<b>XB4FA42</b> (ZB4BZ102 + ZB4FA4)	0.080/0.176			
<b>Heads only</b>										
	Without cap <sup>(3)</sup>				-	<b>ZB4FA0</b>	0.028/0.062			
	Flush, with set of 6 colored caps				6 colors <sup>(4)</sup>	<b>ZB4FA9</b>	0.038/0.084			
	Flush				White	<b>ZB4FA1</b>	0.029/0.064			
					Black	<b>ZB4FA2</b>	0.029/0.064			
					Green	<b>ZB4FA3</b>	0.029/0.064			
					Red	<b>ZB4FA4</b>	0.029/0.064			
					Yellow	<b>ZB4FA5</b>	0.029/0.064			
					Blue	<b>ZB4FA6</b>	0.029/0.064			
					Gray	<b>ZB4FA8</b>	0.029/0.064			
					White	<b>ZB4FA18</b>	0.028/0.062			
					Green	<b>ZB4FA38</b>	0.028/0.062			
					Red	<b>ZB4FA48</b>	0.028/0.062			
	Flush with transparent cap for insertion of legend <sup>(5)</sup>				Yellow	<b>ZB4FA58</b>	0.028/0.062			
					Blue	<b>ZB4FA68</b>	0.028/0.062			
					<b>Protected LED</b>					
					<b>Heads only with marked bezel</b>					
						Flush			"START" (Black)	Green
<b>Pushbuttons with recessed push <sup>(1)</sup></b>										
<b>High guard</b>										
Shape of head	Type of push				Color	Reference	Weight kg/lb			
<b>Heads only</b>										
	Recessed (high guard)					White	<b>ZB4FA16</b> <sup>(2)</sup>	0.034/0.075		
						Black	<b>ZB4FA26</b> <sup>(2)</sup>	0.034/0.075		
						Green	<b>ZB4FA36</b> <sup>(2)</sup>	0.034/0.075		
						Red	<b>ZB4FA46</b> <sup>(2)</sup>	0.034/0.075		
						Yellow	<b>ZB4FA56</b>	0.034/0.075		
						Blue	<b>ZB4FA66</b>	0.034/0.075		

(1) For recommended maximum number of contacts constituting the body (fixing collar and contact) associated with the head, see page 24.

(2) To add customized markings on these references using the web customization tool, see page 5.

(3) Colored cap to be ordered separately: see page 88.

(4) Head supplied with 6 different colored caps (white, black, green, red, yellow, and blue) not fitted.

(5) For legend ordering information, see page 98.





Assembly of other products using:  
 Combined sub-assemblies: see [page 80](#)  
 Accessories: see [page 88](#)

## Control and signaling units

Harmony XB4, metal

Flush mounted spring return pushbuttons, unmarked


### Flush mounted pushbuttons with projecting push for Ø 30 mm <sup>(1) (2)</sup> Screw clamp terminal connections (Schneider Electric anti-loosening system)

Shape of head	Type of push	Type of contact		Marking on bezel Text (color)	Color of push	Reference	Weight kg/lb
							
		NO	NC				

#### Complete units

	Projecting	-	1	-	Red	<a href="#">XB4FL42</a> (ZB4BZ102 + ZB4FL4)	0.081/0.179
---	------------	---	---	---	-----	--	-------------

#### Heads only

	Projecting				White	<a href="#">ZB4FL1</a>	0.030/0.066
					Black	<a href="#">ZB4FL2</a>	0.030/0.066
					Green	<a href="#">ZB4FL3</a>	0.030/0.066
					Red	<a href="#">ZB4FL4</a>	0.030/0.066
					Yellow	<a href="#">ZB4FL5</a>	0.030/0.066
					Blue	<a href="#">ZB4FL6</a>	0.030/0.066

#### Heads only with marked bezel

	Projecting			"STOP" (Black)	Red	<a href="#">ZB4FL4M34</a>	0.030/0.066
---	------------	--	--	----------------	-----	---------------------------	-------------



XB4FL42



ZB4FL1



ZB4FL4M34

(1) For recommended maximum number of contacts constituting the body (fixing collar and contact) associated with the head, see [page 24](#).  
 (2) To add customized markings on these references using the web customization tool, see [page 5](#).

Assembly of other products using:  
 Combined sub-assemblies: see page 80  
 Accessories: see page 88


## Control and signaling units

Harmony XB4, metal


Flush mounted spring return pushbuttons, with marking



XB4FA4322



ZB4FA331



ZB4FA334



ZB4FL432

Flush mounted pushbuttons with flush or projecting push for Ø 30 mm <sup>(1)</sup>							
Screw clamp terminal connections (Schneider Electric anti-loosening system)							
Shape of head	Type of push	Type of contact		Marking Text (color)	Color of push	Reference	Weight kg/lb
		N/O	N/C				
<b>Complete units <sup>(2)</sup></b>							
	Flush	1	–	"I" (White)	Green	<a href="#">XB4FA3311</a> (ZB4BZ101 + ZB4FA331)	0.080/0.176
	Flush	–	1	"O" (White)	Red	<a href="#">XB4FA4322</a> (ZB4BZ102 + ZB4FA432)	0.080/0.176
	Projecting	1	1	"O" (White)	Red	<a href="#">XB4FL4325</a> (ZB4BZ105 + ZB4FL432)	0.080/0.176
	Flush (3)	1	–	↑ (Black)	White	<a href="#">XB4FA3341</a> (ZB4BZ101 + ZB4FA334)	0.080/0.176
	Flush (3)	1	–	↓ (White)	Black	<a href="#">XB4FA3351</a> (ZB4BZ101 + ZB4FA335)	0.080/0.176
<b>Heads only</b>							
	Flush			"I" (White)	Green	<a href="#">ZB4FA331</a> (2)	0.029/0.064
				"I" (Black)	White	<a href="#">ZB4FA131</a> (2)	0.029/0.064
				"II" (White)	Green	<a href="#">ZB4FA336</a>	0.029/0.064
				"II" (Black)	White	<a href="#">ZB4FA136</a>	0.029/0.064
				"START" (white)	Green	<a href="#">ZB4FA333</a> (2)	0.029/0.064
				"START" (Black)	White	<a href="#">ZB4FA133</a>	0.029/0.064
				"ON" (White)	Green	<a href="#">ZB4FA341</a>	0.029/0.064
				"ON" (Black)	White	<a href="#">ZB4FA141</a>	0.029/0.064
				"MARCHE" (White)	Green	<a href="#">ZB4FA342</a>	0.029/0.064
				"MARCHE" (Black)	White	<a href="#">ZB4FA142</a>	0.029/0.064
				(White)	Black	<a href="#">ZB4FA245</a>	0.029/0.064
				(Black)	White	<a href="#">ZB4FA145</a>	0.029/0.064
				"O" (White)	Red	<a href="#">ZB4FA432</a> (2)	0.029/0.064
					Black	<a href="#">ZB4FA232</a> (2)	0.029/0.064
				"ARRET" (White)	Red	<a href="#">ZB4FA433</a>	0.029/0.064
					Black	<a href="#">ZB4FA233</a>	0.029/0.064
				"STOP" (White)	Red	<a href="#">ZB4FA434</a> (2)	0.029/0.064
					Black	<a href="#">ZB4FA234</a>	0.029/0.064
				"OFF" (White)	Red	<a href="#">ZB4FA435</a>	0.029/0.064
					Black	<a href="#">ZB4FA235</a>	0.029/0.064
			↑ (Black) (3)	White	<a href="#">ZB4FA334</a> (2)	0.029/0.064	
			↓ (White) (3)	Black	<a href="#">ZB4FA335</a> (2)	0.029/0.064	
	Projecting			"O" (White)	Red	<a href="#">ZB4FL432</a> (2)	0.030/0.066
					Black	<a href="#">ZB4FL232</a> (2)	0.030/0.066
				"ARRET" (White)	Red	<a href="#">ZB4FL433</a>	0.030/0.066
					Black	<a href="#">ZB4FL233</a>	0.030/0.066
				"STOP" (White)	Red	<a href="#">ZB4FL434</a> (2)	0.030/0.066
					Black	<a href="#">ZB4FL234</a>	0.030/0.066
				"OFF" (White)	Red	<a href="#">ZB4FL435</a>	0.030/0.066
					Black	<a href="#">ZB4FL235</a>	0.030/0.066

(1) For recommended maximum number of contacts constituting the body (fixing collar and contact) associated with the head, see page 24.

(2) To add customized markings on these references using the web customization tool, see page 5.




(3) Product supplied with cap not attached, allowing orientation through 360° in 90° steps.

Assembly of other products using:  
 Body/contact assemblies: see [page 74](#)  
 Combined sub-assemblies: see [page 80](#)  
 Accessories: see [page 88](#)

## Control and signaling units

Harmony XB4, metal

Flush mounted illuminated pushbuttons, spring return, with integral LED

Flush mounted illuminated pushbuttons with flush push for Ø 30 mm <sup>(1)</sup> <sup>(2)</sup>							
Screw clamp terminal connections (Schneider Electric anti-loosening system)							
Shape of head	Description	Type of contact		Supply voltage V	Color of push	Reference	Weight kg/lb
							
<b>Complete units - With plain lens</b>							
 XB4FW33B5	Integral LED	1	1	24 ~ 50/60 Hz	White	<a href="#">XB4FW31B5</a> (ZB4BW0B15 + ZB4FW313)	0.097/0.214
					Green	<a href="#">XB4FW33B5</a> (ZB4BW0B35 + ZB4FW333)	0.097/0.214
					Red	<a href="#">XB4FW34B5</a> (ZB4BW0B45 + ZB4FW343)	0.097/0.214
					Orange	<a href="#">XB4FW35B5</a> (ZB4BW0B55 + ZB4FW353)	0.097/0.214
					Blue	<a href="#">XB4FW36B5</a> (ZB4BW0B65 + ZB4FW363)	0.097/0.214
					110...120 ~ 50/60 Hz	White	<a href="#">XB4FW31G5</a> (ZB4BW0G15 + ZB4FW313)
				Green	<a href="#">XB4FW33G5</a> (ZB4BW0G35 + ZB4FW333)	0.097/0.214	
				Red	<a href="#">XB4FW34G5</a> (ZB4BW0G45 + ZB4FW343)	0.097/0.214	
				Orange	<a href="#">XB4FW35G5</a> (ZB4BW0G55 + ZB4FW353)	0.097/0.214	
				Blue	<a href="#">XB4FW36G5</a> (ZB4BW0G65 + ZB4FW363)	0.097/0.214	
				230...240 ~ 50/60 Hz	White	<a href="#">XB4FW31M5</a> (ZB4BW0M15 + ZB4FW313)	0.097/0.214
				Green	<a href="#">XB4FW33M5</a> (ZB4BW0M35 + ZB4FW333)	0.097/0.214	
Red	<a href="#">XB4FW34M5</a> (ZB4BW0M45 + ZB4FW343)	0.097/0.214					
Orange	<a href="#">XB4FW35M5</a> (ZB4BW0M55 + ZB4FW353)	0.097/0.214					
Blue	<a href="#">XB4FW36M5</a> (ZB4BW0M65 + ZB4FW363)	0.097/0.214					

(1) For recommended maximum number of contacts constituting the body (fixing collar and contact) associated with the head, see [page 24](#).



(2) To add customized markings on these references using the web customization tool, see [page 5](#).

Assembly of other products using:  
 Combined sub-assemblies: see [page 80](#)  
 Accessories: see [page 88](#)

## Control and signaling units

Harmony XB4, metal

Flush mounted illuminated pushbuttons, spring return,  
 with integral LED

Flush mounted illuminated pushbuttons with flush push for Ø 30 mm <sup>(1)</sup>				
Shape of head	Type of push	Color	Reference	Weight kg/lb
<b>Heads only (2) - With plain lens</b>				
 ZB4FW333   ZB4FW983	Flush (3)	White	<a href="#">ZB4FW313</a>	0.026/0.057
		Green	<a href="#">ZB4FW333</a>	0.026/0.057
		Red	<a href="#">ZB4FW343</a>	0.026/0.057
		Orange	<a href="#">ZB4FW353</a>	0.026/0.057
		Blue	<a href="#">ZB4FW363</a>	0.026/0.057
		Yellow	<a href="#">ZB4FW383</a>	0.026/0.057
	Flush with illuminated ring	White	<a href="#">ZB4FW913</a>	0.026/0.057
		Green	<a href="#">ZB4FW933</a>	0.026/0.057
		Red	<a href="#">ZB4FW943</a>	0.026/0.057
		Orange	<a href="#">ZB4FW953</a>	0.026/0.057
		Blue	<a href="#">ZB4FW963</a>	0.026/0.057
		Yellow	<a href="#">ZB4FW983</a>	0.026/0.057
	Flush for insertion of legend (4) (3)	White	<a href="#">ZB4FA18</a>	0.028/0.062
		Green	<a href="#">ZB4FA38</a>	0.028/0.062
		Red	<a href="#">ZB4FA48</a>	0.028/0.062
Orange		<a href="#">ZB4FA58</a>	0.028/0.062	
Blue		<a href="#">ZB4FA68</a>	0.028/0.062	
Yellow		<a href="#">ZB4FA88</a>	0.028/0.062	

(1) For recommended maximum number of contacts constituting the body (fixing collar and contact) associated with the head, see [page 24](#).

(2) For use with bodies comprising a light source with integral LED only.

(3) To add customized markings on these references using the web customization tool, see [page 5](#).

(4) For legend ordering information, see [page 98](#).

## References

Assembly of other products using:  
 Combined sub-assemblies: see [page 80](#)  
 Accessories: see [page 88](#)

## Control and signaling units

Harmony XB4, metal

Flush mounted illuminated pushbuttons, spring return,  
 with integral LED

XB4\_632\_CPMFS18263



ZB4FW113



Flush mounted illuminated pushbuttons with projecting push for Ø 30 mm <sup>(1) (2)</sup>				
Shape of head	Type of push	Color	Reference	Weight kg/lb
<b>Heads only <sup>(3)</sup> - With plain lens</b>				
	Projecting	White	<a href="#">ZB4FW113</a>	0.029/0.064
		Green	<a href="#">ZB4FW133</a>	0.029/0.064
		Red	<a href="#">ZB4FW143</a>	0.029/0.064
		Orange	<a href="#">ZB4FW153</a>	0.029/0.064
		Blue	<a href="#">ZB4FW163</a>	0.029/0.064
		Yellow	<a href="#">ZB4FW183</a>	0.029/0.064

(1) For recommended maximum number of contacts constituting the body (fixing collar and contact) associated with the head, see [page 24](#).

(2) To add customized markings on these references using the web customization tool, see [page 5](#).

(3) For use with bodies comprising a light source with integral LED only.



User assembly of other units, using:  
 Body-contact assemblies: see page 74  
 Combined sub-assemblies: see page 80

# Control and signaling units

## Harmony XB4 metal

Multiple-headed pushbuttons, spring return



XB4BL73415



ZB4BA7121



ZB4BL7341



XB4BW73731●5



ZB4BW7A1721



ZB4BW7A3741

Double-headed pushbuttons <sup>(1)</sup>						
Screw clamp terminal connections (Schneider Electric anti-loosening system)						
Shape of head	Description	Type of contact		Color and marking of caps <sup>(2)</sup>	Reference	Weight kg/lb
		NO	NC			

Complete units						
	2 pushes (1 flush Black + 1 projecting Red)	1	1	White "I" on Green background White "0" on Red background	<a href="#">XB4BL73415</a>	0.116/0.256

Heads only						
	2 flush Black pushes			White and Black background, unmarked	<a href="#">ZB4BA7120</a>	0.056/0.123
				Black "I" on White background White "0" on Black background	<a href="#">ZB4BA7121</a>	0.056/0.123
				Green and Red background, unmarked	<a href="#">ZB4BA7340</a>	0.056/0.123
				White "I" on Green background White "0" on Red background	<a href="#">ZB4BA7341</a>	0.056/0.123
				Without cap <sup>(3)</sup>	<a href="#">ZB4BA79</a>	0.056/0.123

	1 flush Black push 1 projecting Red push			Green and Red background, unmarked	<a href="#">ZB4BL7340</a>	0.056/0.123
				White "I" on Green background White "0" on Red background	<a href="#">ZB4BL7341</a>	0.056/0.123

Double-headed pushbuttons + 1 white central pilot light block <sup>(1)</sup>							
Screw clamp terminal connections (Schneider Electric anti-loosening system)							
Shape of head	Description	Type of contact		Color and marking of caps <sup>(2)</sup>	Pilot light voltage V	Reference	Weight kg/lb
		NO	NC				

Complete units							
	1 flush Black push 1 projecting Red push 1 White central pilot light block	1	1	White "I" on Green background White "0" on Red background	24 120 240	<a href="#">XB4BW73731B5</a> <a href="#">XB4BW73731G5</a> <a href="#">XB4BW73731M5</a>	0.130/0.287 0.130/0.287 0.130/0.287

Heads only <sup>(5)</sup>							
	2 flush Black pushes 1 clear central pilot light <sup>(4)</sup>			White and Black background, unmarked		<a href="#">ZB4BW7A1720</a>	0.056/0.123
				Black "I" on White background White "0" on Black background		<a href="#">ZB4BW7A1721</a>	0.056/0.123
				Green and Red background, unmarked		<a href="#">ZB4BW7A3740</a>	0.056/0.123
				White "I" on Green background White "0" on Red background		<a href="#">ZB4BW7A3741</a>	0.056/0.123
				Black "1" on White background White "B" on Black background		<a href="#">ZB4BW7A1724</a>	0.056/0.123
				Black "+" on White background Black "-" on White background		<a href="#">ZB4BW7A1715</a>	0.056/0.123
				Without cap <sup>(3)</sup>		<a href="#">ZB4BW7A9</a>	0.056/0.123

	1 flush Black push 1 projecting Red push 1 clear central pilot light <sup>(4)</sup>			Green and Red background, unmarked		<a href="#">ZB4BW7L3740</a>	0.056/0.123
				White "I" on Green background White "0" on Red background		<a href="#">ZB4BW7L3741</a>	0.056/0.123

### Heads with black metal bezel

To order, add the suffix 7 to the references selected above. Example: **ZB4BA7120** becomes **ZB4BA71207**.

- (1) Recommended maximum number of contacts constituting the body (fixing collar and contact) associated with the head, see page 24.
- (2) These caps are fitted by Schneider Electric and cannot be removed (risk of damage).
- (3) Caps to be ordered separately; see page opposite.
- (4) Color of centrally positioned pilot light determined by the color of the LED incorporated in the body sub-assembly.
- (5) Only for use with bodies comprising a light source with integral LED.

User assembly of other units, using:  
 Body-contact assemblies: see [page 74](#)  
 Combined sub-assemblies: see [page 80](#)

## Control and signaling units

### Harmony XB4 metal

Multiple-headed pushbuttons, spring return

Triple-headed pushbuttons <sup>(1) (2)</sup>							
Screw clamp terminal connections (Schneider Electric anti-loosening system)							
Shape of head	Description	Type of contact			Color and marking of caps <sup>(3)</sup>	Reference	Weight kg/lb
		NO	NC	NO			

Complete units							
	2 flush Black pushes + 1 central projecting Red push marked "Stop" in White	1	1	1	White "I" on Green background White "II" on Green background	<a href="#">XB4BA731327</a>	0.128/0.282
					Black "→" on White background White "←" on Black background	<a href="#">XB4BA711237</a>	0.128/0.282

Heads only							
	2 flush Black pushes + 1 central projecting Red push marked "Stop" in White				White "I" on Green background White "II" on Green background	<a href="#">ZB4BA73132</a>	0.056/0.123
					White "←" on Green background White "→" on Green background	<a href="#">ZB4BA73133</a>	0.056/0.123
					White "↑" on Green background White "↓" on Green background	<a href="#">ZB4BA73134</a>	0.056/0.123
					White "+" on Green background White "-" on Green background	<a href="#">ZB4BA73135</a>	0.056/0.123
					Black "+" on White background Black "-" on White background	<a href="#">ZB4BA71115</a>	0.056/0.123
					Black "→" on White background White "←" on black background	<a href="#">ZB4BA71123</a>	0.056/0.123
					Black "↑" on White background White "↓" on Black background	<a href="#">ZB4BA71124</a>	0.056/0.123
					White "↑" on Black background White "↓" on Black background	<a href="#">ZB4BA72124</a>	0.056/0.123
					Without cap <sup>(4)</sup>	<a href="#">ZB4BA791</a>	0.056/0.123

Specific accessories for multiple-headed pushbuttons						
Description	Background color	Marking	Sold in lots of	Reference	Weight kg/lb	
Caps only for clip-on mounting <sup>(5)</sup> on: - ZB4BA79 double-headed pushbuttons - ZB4BW7A9 double-headed pushbuttons + central pilot light block - ZB4BA791 triple-headed pushbuttons	White	Unmarked	10	<a href="#">ZBA71</a>	0.010/0.022	
		"I" Black	10	<a href="#">ZBA7131</a>	0.010/0.022	
		"→" Black	10	<a href="#">ZBA7134</a>	0.010/0.022	
		"+" Black	10	<a href="#">ZBA7138</a>	0.010/0.022	
	Black	Unmarked	10	<a href="#">ZBA72</a>	0.010/0.022	
		"O" White	10	<a href="#">ZBA7232</a>	0.010/0.022	
		"+" White	10	<a href="#">ZBA7233</a>	0.010/0.022	
		"→" White	10	<a href="#">ZBA7235</a>	0.010/0.022	
	Green	Unmarked	10	<a href="#">ZBA73</a>	0.010/0.022	
		"I" White	10	<a href="#">ZBA7331</a>	0.010/0.022	
		"+" White	10	<a href="#">ZBA7333</a>	0.010/0.022	
		"↑" White	10	<a href="#">ZBA7335</a>	0.010/0.022	
Red	Unmarked	10	<a href="#">ZBA74</a>	0.010/0.022		
	"O" White	10	<a href="#">ZBA7432</a>	0.010/0.022		
Yellow	Unmarked	10	<a href="#">ZBA75</a>	0.010/0.022		
	Unmarked	10	<a href="#">ZBA76</a>	0.010/0.022		

Clear silicone boots <sup>(6)</sup>						
	For 2 flush pushes	–	10	<a href="#">ZBA708</a>	0.055/0.121	
	For 3 pushes	–	10	<a href="#">ZBA709</a>	0.055/0.121	
	For 1 flush push + 1 projecting push	–	10	<a href="#">ZBA710</a>	0.055/0.121	

### Heads with black metal bezel

To order, add the suffix 7 to the references selected above.  
 Example: **ZB4BA73132** becomes **ZB4BA731327**.

<sup>(1)</sup> Recommended maximum number of contacts constituting the body (fixing collar and contact) associated with the head, see [page 24](#).

<sup>(2)</sup> Not compatible with high power switching contacts and contacts for printed circuit board.

<sup>(3)</sup> These caps are fitted by Schneider Electric and cannot be removed (risk of damage).

<sup>(4)</sup> Caps to be ordered separately: see accessories on this page.

<sup>(5)</sup> Can be clipped-in at 90° steps, through 360°.

<sup>(6)</sup> Can be replaced without dismantling the head.



XB4BA731327



ZB4BA73133



ZB4BA71124



ZBA7235




ZBA7432



ZBA709

Assembly of other products using:  
 Body/contact assemblies: see page 74  
 Accessories: see page 88



XB4BC21



ZB4BC44



ZB4BC6



ZB4BR5



ZB4BR416



ZB4BW413

Mushroom head pushbuttons <sup>(1) (2)</sup>						
Screw clamp terminal connections (Schneider Electric anti-loosening system)						
Shape of head	Type of push	Type of contact		Push Ø (mm)/in.	Color	Reference
		NO	NC			

Complete units							
	Mushroom head	1	–	40/1.575	Black	<b>ZB4BC21</b> (ZB4BZ101 + ZB4BC2)	0.122/0.269

Heads only							
	Mushroom head			30/1.181	Black	<b>ZB4BC24</b>	0.075/0.165
					Green	<b>ZB4BC34</b>	0.075/0.165
					Red	<b>ZB4BC44</b>	0.075/0.165
					Yellow	<b>ZB4BC54</b>	0.075/0.165
					Blue	<b>ZB4BC64</b>	0.075/0.165
				40/1.575	Black	<b>ZB4BC2</b>	0.074/0.163
					Green	<b>ZB4BC3</b>	0.074/0.163
					Red	<b>ZB4BC4</b>	0.074/0.163
					Yellow	<b>ZB4BC5</b>	0.074/0.163
					Blue	<b>ZB4BC6</b>	0.074/0.163
				60/2.362	Black	<b>ZB4BR2</b>	0.093/0.205
					Green	<b>ZB4BR3</b>	0.093/0.205
					Red	<b>ZB4BR4</b>	0.093/0.205
					Yellow	<b>ZB4BR5</b>	0.093/0.205
					Blue	<b>ZB4BR6</b>	0.093/0.205
				60/2.362 (3) Hemispherical	Black	<b>ZB4BR216</b>	0.054/0.119
					Green	<b>ZB4BR316</b>	0.054/0.119
					Red	<b>ZB4BR416</b>	0.054/0.119
					Yellow	<b>ZB4BR516</b>	0.054/0.119
					Blue	<b>ZB4BR616</b>	0.054/0.119

Illuminated mushroom head pushbuttons <sup>(1) (2)</sup>						
Integral LED						
Shape of head	Type of push	Push Ø (mm)/in.	Color	Reference	Weight kg/lb	

Heads only <sup>(4)</sup>						
	Mushroom head	40/1.575	White	<b>ZB4BW413</b>	0.051/0.112	
			Green	<b>ZB4BW433</b>	0.051/0.112	
			Red	<b>ZB4BW443</b>	0.051/0.112	
			Orange	<b>ZB4BW453</b>	0.051/0.112	
			Blue	<b>ZB4BW463</b>	0.051/0.112	

### Heads with black metal bezel

To order, add a figure 7 to the references selected above.  
 Example: **ZB4BC24** becomes **ZB4BC247**.

(1) These pushbuttons and heads cannot be used for an Emergency Stop function. Therefore, it is recommended that a legend with a Black or White background is used.  
 (2) For recommended maximum number of contacts constituting the body (fixing collar and contact) associated with the head, see page 24.  
 (3) Ergonomic product used in two-handed control applications. Recommended maximum number of contacts constituting the body (fixing collar and contact) associated with the head: 6.  
 (4) Only for use with bodies comprising a light block with integral LED.

Assembly of other products using:  
 Body/contact assemblies: see page 74  
 Accessories: see page 88




## Control and signaling units

Harmony XB4, metal

Mushroom head pushbuttons, latching

Bellows for harsh environment

### Mushroom head pushbuttons (1)(2)

Shape of head	Type of reset	Push Ø (mm)/in.	Color	Reference	Weight kg/lb
<b>Heads only</b>					
	Push-pull	40/1.575	Black	ZB4BT2	0.077/0.170
		60/2.362	Black	ZB4BX2	0.095/0.209
	Turn to release	30/1.181	Black	ZB4BS42	0.066/0.146
		40/1.575	Black	ZB4BS52	0.070/0.154
		40/1.575	Yellow	ZB4BS55	0.070/0.154
		60/2.362	Black	ZB4BS62	0.090/0.198
	Key release (key no. 455) (2 keys included with head) (3) (4)	30/1.181	Black	ZB4BS72	0.066/0.146
		40/1.575	Black	ZB4BS12	0.070/0.154
		60/2.362	Black	ZB4BS22	0.090/0.198

110130



ZB4BT2

PG113908




ZB4BS62

110136



ZB4BS72

### Illuminated mushroom head pushbuttons (1) (2)

Shape of head	Type of reset	Push Ø (mm)/in.	Color	Reference	Weight kg/lb
<b>Integral LED</b>					
<b>Heads only</b>					
	Mushroom head	40/1.575	White	ZB4BW613	0.051/0.112
			Green	ZB4BW633	0.051/0.112
			Orange	ZB4BW653	0.051/0.112
			Blue	ZB4BW663	0.051/0.112

XB4\_632\_CFO0A2016012



ZB4BW653

### Bellows for harsh environment (IP 69K)

For use in	Material	Color	Sold in lots of	Reference	Weight kg/lb
Environment subject to humidity, dust, high pressure cleaning, etc.	Silicone	Red	2	ZBZ48	0.009/0.020


107361



ZBZ48

### Heads with black metal bezel

To order, add a figure 7 to the references selected above.  
 Example: **ZB4BT2** becomes **ZB4BT27**.

- (1) These pushbuttons and heads cannot be used for an Emergency Stop function. Therefore, it is recommended that a legend with a Black or White background is used.
- (2) For recommended maximum number of contacts constituting the body (fixing collar and contact) associated with the head, see page 24.
- (3) For specific keys, please contact our Customer Care Center.
- (4) The symbol  indicates key withdrawal position(s).

Assembly of other products using:  
 Body/contact assemblies: see page 74  
 Accessories: see page 97 and 104

## Control and signaling units

Harmony XB4, metal  
 Emergency stop and Emergency switching off functions

### Emergency stop and Emergency switching off functions conforming to EN/IEC 60204-1, 60364-5-53, EN/ISO 13850 and Machinery Directive 2006/42/EC



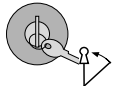
Emergency stop function: Mushroom head Emergency stop trigger action and mechanical latching pushbuttons conform to standards EN/IEC 60204-1 and EN/ISO 13850, Machinery Directive 2006/42/EC, and to standard EN/IEC 60947-5-5.

Emergency switching off function: Mushroom head switching off mechanical latching pushbuttons conform to standards IEC 60364-5-53 and EN/IEC 60947-5-5.

Please contact our Customer Care Center for a detailed explanation of these standards and directives.

### Emergency stop and switching off pushbuttons with trigger action and mechanical latching <sup>(1) (2)</sup>

Screw clamp terminal connections (Schneider Electric anti-loosening system)

Shape of head	Type of reset	Type of contact				Push Ø (mm)/in. Color	Reference	Weight kg/lb
		NO	NC	NC MC (4)				
<b>Complete units</b>								
	Push-pull	–	1	–	40/1.575	Red	<b>XB4BT842</b> (ZB4BZ105 + ZB4BT84)	0.125/0.276
		1	1	–	40/1.575	Red	<b>XB4BT845</b> (ZB4BZ105 + ZB4BT84)	0.136/0.300
	Turn to release	–	–	1	40/1.575	Red	<b>XB4BS8446</b> (ZBE302 + ZB4BZ009 + ZB4BS844)	0.121/0.266
		–	1	1	40/1.575	Red	<b>XB4BS8442</b> (ZB4BZ102 + ZB4BS844)	0.118/0.260
		–	1	1	40/1.575	Red	<b>XB4BS84462</b> (ZBE302 + ZB4BZ102 + ZB4BS844)	0.133/0.293
		–	2	–	40/1.575	Red	<b>XB4BS8444</b> (ZB4BZ104 + ZB4BS844)	0.130/0.287
		1	2	–	40/1.575	Red	<b>XB4BS84441</b> (ZB4BZ141 + ZB4BS844)	0.140/0.309
	Key release (key no. 455) <sup>(3)</sup>	1	1	–	40/1.575	Red	<b>XB4BS9445</b> (ZB4BZ105 + ZB4BS944)	0.170/0.375


(1) For recommended maximum number of contacts constituting the body (fixing collar + contact) associated with the head, see page 24.

(2) It is recommended that a legend or yellow background is used.

(3) The symbol  indicates key withdrawal position(s).


(4) NC contact block with monitoring dedicated for Emergency stop head only.

PF512504



XB4BT845

PF512505



XB4BS9445



Assembly of other products using:  
 Body/contact assemblies: see [page 74](#)  
 Accessories: see [page 101](#) and [104](#)

**Emergency stop and Emergency switching off functions conforming to EN/IEC 60204-1, 60364-5-53, EN/ISO 13850 and Machinery Directive 2006/42/EC**

Emergency stop function: Mushroom head Emergency stop trigger action and mechanical latching pushbuttons conform to standards EN/IEC 60204-1 and EN/ISO 13850, Machinery Directive 2006/42/EC, and to standard EN/IEC 60947-5-5.


Emergency switching off function: Mushroom head switching off mechanical latching pushbuttons conform to standards IEC 60364-5-53 and EN/IEC 60947-5-5.

Please contact our Customer Care Center for a detailed explanation of these standards and directives.


**Emergency stop and switching off pushbuttons with trigger action and mechanical latching (1) (2)**

**Screw clamp terminal connections (Schneider Electric anti-loosening system)**

**Heads only**



ZB4BT844



ZB4BS834



ZB4BS964

Shape of head	Type of reset	Push Ø (mm)/in.	Color	Reference	Weight kg/lb
	Push-pull	30/1.181	Red	<a href="#">ZB4BT844</a>	0.078/0.172
		40/1.575	Red	<a href="#">ZB4BT84</a>	0.078/0.172
		60/2.362	Red	<a href="#">ZB4BX84</a>	0.098/0.216
	Turn to release	30/1.181	Red	<a href="#">ZB4BS834</a>	0.068/0.150
		40/1.575	Red	<a href="#">ZB4BS844</a>	0.073/0.161
		60/2.362	Red	<a href="#">ZB4BS864</a>	0.093/0.205
	Key release (key no. 455) 2 keys included with head (3) (4)	30/1.181	Red	<a href="#">ZB4BS934</a>	0.094/0.207
		40/1.575	Red	<a href="#">ZB4BS944</a>	0.098/0.216
		60/2.362	Red	<a href="#">ZB4BS964</a>	0.118/0.260

**Heads with black metal bezel**

To order, add a 7 to the references selected from above.  
 Example: **ZB4BT844** becomes **ZB4BT8447**.

- (1) For recommended maximum number of contacts constituting the body (fixing collar + contact) associated with the head, see [page 24](#).
- (2) It is recommended that a legend or yellow background is used.
- (3) The symbol indicates key withdrawal position(s).
- (4) For specific keys, please contact our Customer Care Center.

# Control and signaling units

Harmony XB4, metal  
Illuminated rings for Emergency stop  
Circular yellow legends for Emergency stop

XB4\_LB32\_CPMFIS18028A



ZBY9W2B330

XB4\_LB32\_CPMFIS18028A



ZBY9W3B140

XB5\_CP20806



ZBY9W2B501

XB5\_CP20807



ZBY9W101

### Illuminated rings for Emergency stop (1)


Description	Marking	Signaling	Supply voltage	Color	Sold in lots of	Reference	Weight kg/lb
Ø 60 mm/2.362 in. illuminated ring for Emergency stop	EMERGENCY STOP	Fixed, red	24 V ~	Yellow	1	ZBY9W2B330	0.031/0.068
	ARRET D'URGENCE	Fixed, red	24 V ~	Yellow	1	ZBY9W2B130	0.031/0.068
	NOT HALT	Fixed, red	24 V ~	Yellow	1	ZBY9W2B230	0.031/0.068
	PARADA DE EMERGENCIA	Fixed, red	24 V ~	Yellow	1	ZBY9W2B430	0.031/0.068
	ARRESTO DI EMERGENZA	Fixed, red	24 V ~	Yellow	1	ZBY9W2B630	0.031/0.068
	-	Fixed, red	24 V ~	Yellow	1	ZBY9W2B140	0.031/0.068
	EMERGENCY STOP	Fixed, red	120 V ~	Yellow	1	ZBY9W2G330	0.031/0.068
	ARRET D'URGENCE	Fixed, red	120 V ~	Yellow	1	ZBY9W2G130	0.031/0.068
	NOT HALT	Fixed, red	120 V ~	Yellow	1	ZBY9W2G230	0.031/0.068
	PARADA DE EMERGENCIA	Fixed, red	120 V ~	Yellow	1	ZBY9W2G430	0.031/0.068
	ARRESTO DI EMERGENZA	Fixed, red	120 V ~	Yellow	1	ZBY9W2G630	0.031/0.068
	-	Fixed, red	120 V ~	Yellow	1	ZBY9W2G140	0.031/0.068
	EMERGENCY STOP	Fixed, red	230 V ~	Yellow	1	ZBY9W2M330	0.031/0.068
	ARRET D'URGENCE	Fixed, red	230 V ~	Yellow	1	ZBY9W2M130	0.031/0.068
	NOT HALT	Fixed, red	230 V ~	Yellow	1	ZBY9W2M230	0.031/0.068
	PARADA DE EMERGENCIA	Fixed, red	230 V ~	Yellow	1	ZBY9W2M430	0.031/0.068
	ARRESTO DI EMERGENZA	Fixed, red	230 V ~	Yellow	1	ZBY9W2M630	0.031/0.068
	-	Fixed, red	230 V ~	Yellow	1	ZBY9W2M140	0.031/0.068
	EMERGENCY STOP	Fixed, red + white	24 V ~	Yellow	1	ZBY9W3B330	0.031/0.068
	ARRET D'URGENCE	Fixed, red + white	24 V ~	Yellow	1	ZBY9W3B130	0.031/0.068
	NOT HALT	Fixed, red + white	24 V ~	Yellow	1	ZBY9W3B230	0.031/0.068
	PARADA DE EMERGENCIA	Fixed, red + white	24 V ~	Yellow	1	ZBY9W3B430	0.031/0.068
	ARRESTO DI EMERGENZA	Fixed, red + white	24 V ~	Yellow	1	ZBY9W3B630	0.031/0.068
	-	Fixed, red + white	24 V ~	Yellow	1	ZBY9W3B140	0.031/0.068

### Illuminated ring without legend for customization (use with ZBY9W101)

Ø 60 mm/2.362 in., can be used with all Ø 22 mm/0.866 in., heads	No marking	Fixed, red	24 V ~	-	1	ZBY9W2B501	0.015/0.033
		Fixed, red + white	24 V ~	-	1	ZBY9W3B501	0.016/0.035

### Customizable circular legend for illuminated ring without legend (2)

Description	Reference	Weight kg/lb
Ø 60 mm/2.362 in.	ZBY9W101	0.004/0.009

(1) For compliance with standard EN/ISO 13850, paragraph 4.4.6, the Emergency Stop function logo  has been added.  
(2) To create customized marking on this reference using the web customization tool, see 47

## References

Assembly of other products using:  
Body/contact assemblies: see [page 74](#)  
Accessories: see [page 101](#) and [104](#)

# Control and signaling units

Harmony XB4, metal

Illuminated Emergency switching off function

Circular yellow legends for Emergency stop

Bellows for harsh environments



ZBY9121



ZBY9420



ZB4BW643



ZBY9160




ZBZ58

### Circular yellow legends for Emergency stop (1) (2)

Description	Marking	Signaling	Supply voltage	Color	Sold in lots of	Reference	Weight kg/lb
Ø 60 mm/2.362 in. - legend for Emergency stop function		-	-	Yellow	5	ZBY9121	0.007/0.015
	EMERGENCY STOP	-	-	Yellow	5	ZBY9320	0.007/0.015
	ARRET D'URGENCE	-	-	Yellow	5	ZBY9120	0.007/0.015
	NOT HALT	-	-	Yellow	5	ZBY9220	0.007/0.015
	PARADA DE EMERGENCIA	-	-	Yellow	5	ZBY9420	0.007/0.015
	ARRESTO DI EMERGENZA	-	-	Yellow	5	ZBY9620	0.007/0.015

### Illuminated Emergency switching off function only, mechanical latching pushbuttons (3)

Screw clamp terminal connections (Schneider Electric anti-loosening system)

Shape of head	Type of reset	Push Ø (mm)/in.	Color	Reference	Weight kg/lb
<b>Heads only (4)</b>					
	Push-pull	40/1.575	Red	ZB4BW643	0.051/0.112

### Circular yellow legends for ZB4BW643

Diameter mm/in.	Conforming to standards	Marking on yellow background	Sold in lots of	Unit reference	Weight kg/lb
<b>Used for "Emergency switching off" function</b>					
60/2.362	EN/IEC 60204-1	-	10	ZBY9101 (5)	0.004/0.009
		COUPURE D'URGENCE	10	ZBY9160	0.004/0.009
		EMERGENCY SWITCHING OFF	10	ZBY9360	0.004/0.009
		NOT-AUS	10	ZBY9260	0.004/0.009
		DESCONEXION DE EMERGENCIA	10	ZBY9460	0.004/0.009
		INTERRUZIONE DI EMERGENZA	10	ZBY9660	0.004/0.009
90/3.543	EN/IEC 60204-1	-	10	ZBY8101 (5)	0.008/0.018
		COUPURE D'URGENCE	10	ZBY8160	0.008/0.018
		EMERGENCY SWITCHING OFF	10	ZBY8360	0.008/0.018
		NOT-AUS	10	ZBY8260	0.008/0.018
		DESCONEXION DE EMERGENCIA	10	ZBY8460	0.008/0.018
		INTERRUZIONE DI EMERGENZA	10	ZBY8660	0.008/0.018

### Bellows for harsh environments (6)

For use in	Material	For use with	Color	Sold in lots of	Unit reference	Weight kg/lb
Environments subject to humidity, dust, high pressure cleaning, etc.	Silicone	Other functions	Black	2	ZBZ28	0.009/0.020
		Emergency stop/ switching off function	Yellow	2	ZBZ58	0.009/0.020

(1) For compliance with standard EN/ISO 13850, paragraph 4.4.6, the Emergency Stop function logo has been added.

(2) For other legend models for Emergency stop and Emergency switching off function see [page 106](#).

(3) For recommended maximum number of contacts constituting the body (fixing collar + contact) associated with the head, see [page 24](#).

(4) For use with bodies comprising a light source with integral LED only.

(5) To add customized markings on these references using the web customization tool, see [page 5](#).

(6) Not compatible with Ø 30 mm/1.181 in. pushbutton.

Assembly of other products using:  
body/contact assemblies:  
see page 74 and 76



ZB4BC580



ZB4BC28001



Contact + ZB4BC28001



Contact + ZB4BC28001RA

#### Pushbuttons with integrated bellows

Shape of head	Colour of push	Symbol	Reference	Weight kg/lb
<b>Heads only, Ø 37 mm without marking</b>				
Flush	White	–	ZB4BC180	0.036/0.079
	Black	–	ZB4BC280	0.036/0.079
	Green	–	ZB4BC380	0.036/0.079
	Red	–	ZB4BC480	0.036/0.079
	Yellow	–	ZB4BC580	0.036/0.079
	Blue	–	ZB4BC680	0.036/0.079
	Gray	–	ZB4BC780	0.036/0.079
	Light blue	–	ZB4BC980	0.036/0.079

#### Heads only, Ø 37 mm with marking (1)

Flush	Black	Bell	ZB4BC28001	0.036/0.079
		0	ZB4BC28021	0.036/0.079
	White	I	ZB4BC18023	0.036/0.079
		0	ZB4BC48021	0.036/0.079
		I	ZB4BC38023	0.036/0.079

#### Other versions

Customization with marking at your choice (texts or symbols)  
Rotation of head for horizontal mounting of the contact block (1)  
Please contact our Customer Care Centre.

(1) Heads are fixed relative to the position of the contact blocks:

- contact blocks are normally used in the "vertical" position.
- to mount the contact block in the "horizontal" position, it is necessary to order an alternative head with the symbol rotated by 90°. Please add the suffix "RA" in the end of the references for alternative heads of your choice.

Example: ZB4BC28001 becomes ZB4BC28001RA.

Assembly of other products using body/contact assemblies: see page 74 and 76



ZBZ1902



ZBZ60

#### Pushbuttons with integrated bellow (continued)

##### Accessories



Description	Function	Reference	Weight kg/lb
Protective guard in plastic	Protection against accidental operation	ZBZ1902 (1)	0.010/0.022
Boot for contact block ZBE10●, ZBE10●3 and ZBE50● (2)	Protection against liquid and dust ingress	ZBZ60	0.098/ 0.216

(1) For heads with the "RA" suffix (ZB4BC●●●RA) used with a guard, it is necessary to order the dedicated guard ZBZ1902RA.

(2) Restriction for use: refer to the product instruction sheet on [www.schneider-electric.com](http://www.schneider-electric.com).




Assembly of other products using:  
Body/contact assemblies: see [page 74](#)  
Accessories: see [page 88](#)

Pushbuttons with flush push (1)				
Shape of head	Type of push	Color of push	Reference	Weight kg/lb
<b>Heads only</b>				
	Without cap (2)	–	<a href="#">ZB4BH0</a>	0.028/0.062
	Flush (3)	White	<a href="#">ZB4BH01</a>	0.029/0.064
		Black	<a href="#">ZB4BH02</a>	0.029/0.064
		Green	<a href="#">ZB4BH03</a>	0.029/0.064
		Red	<a href="#">ZB4BH04</a>	0.029/0.064
		Yellow	<a href="#">ZB4BH05</a>	0.029/0.064
		Blue	<a href="#">ZB4BH06</a>	0.029/0.064

110045



ZB4BH02

Pushbuttons with projecting push (1) (3)				
Shape of head	Type of push	Color of push	Reference	Weight kg/lb
<b>Heads only</b>				
	Projecting	White	<a href="#">ZB4BH1</a>	0.029/0.064
		Black	<a href="#">ZB4BH2</a>	0.029/0.064
		Green	<a href="#">ZB4BH3</a>	0.029/0.064
		Red	<a href="#">ZB4BH4</a>	0.029/0.064
		Yellow	<a href="#">ZB4BH5</a>	0.029/0.064
		Blue	<a href="#">ZB4BH6</a>	0.029/0.064

110068



ZB4BH6

### Heads with black metal bezel

To order, add a 7 to the references selected from above.  
Example: **ZB4BH01** becomes **ZB4BH017**.

- (1) For recommended maximum number of contacts constituting the body (fixing collar and contact) associated with the head, see [page 24](#).
- (2) Caps to be ordered separately (see [page 88](#))
- (3) To add customized markings on these references using the web customization tool, see [page 5](#).

Assembly of other products using:  
 Combined sub-assemblies: see [page 80](#)  
 Accessories: see [page 88](#)

## Control and signaling units



Harmony XB4, metal

Illuminated pushbuttons, push-push, with integral LED

### Illuminated pushbuttons with flush push <sup>(1)</sup> <sup>(2)</sup>

Shape of head	Type of push	Color of lens	Reference	Weight kg/lb
<b>Heads only <sup>(3)</sup></b>				
 ZB4BH033	 Flush	White	<a href="#">ZB4BH013</a>	0.026/0.057
		Green	<a href="#">ZB4BH033</a>	0.026/0.057
		Red	<a href="#">ZB4BH043</a>	0.026/0.057
		Orange	<a href="#">ZB4BH053</a>	0.026/0.057
		Yellow	<a href="#">ZB4BH083</a>	0.026/0.057
		Blue	<a href="#">ZB4BH063</a>	0.026/0.057

### Illuminated pushbuttons with projecting push <sup>(1)</sup> <sup>(2)</sup>

Shape of head	Type of push	Color of lens	Reference	Weight kg/lb
<b>Heads only <sup>(3)</sup></b>				
 ZB4BH63	 Projecting	White	<a href="#">ZB4BH13</a>	0.026/0.057
		Green	<a href="#">ZB4BH33</a>	0.026/0.057
		Red	<a href="#">ZB4BH43</a>	0.026/0.057
		Orange	<a href="#">ZB4BH53</a>	0.026/0.057
		Yellow	<a href="#">ZB4BH83</a>	0.026/0.057
		Blue	<a href="#">ZB4BH63</a>	0.026/0.057

### Heads with black metal bezel

To order, add a 7 to the references selected from above.  
 Example: **ZB4BH013** becomes **ZB4BH0137**.

(1) For recommended maximum number of contacts constituting the body (fixing collar and contact) associated with the head, see [page 24](#).

(2) To add customized markings on these references using the web customization tool, see [page 5](#).

(3) For use with bodies comprising a light source with integral LED only.

Assembly of other products using:  
 Body/contact assemblies: see [page 74](#)  
 Accessories: see [page 88](#)

XB4\_632\_CPMFS18254



ZB4FH02

Flush mounted pushbuttons with flush push for Ø 30 mm <sup>(1)</sup>				
Shape of head	Type of push	Color of push	Reference	Weight kg/lb
<b>Heads only</b>				
	Without cap <sup>(2)</sup>	–	ZB4FH0	0.028/0.062
	Flush <sup>(3)</sup>	White	ZB4FH01	0.029/0.064
		Black	ZB4FH02	0.029/0.064
		Green	ZB4FH03	0.029/0.064
		Red	ZB4FH04	0.029/0.064
		Yellow	ZB4FH05	0.029/0.064
		Blue	ZB4FH06	0.029/0.064

XB4\_632\_CPMFS18256



ZB4FH6

Flush mounted pushbuttons with projecting push for Ø 30 mm <sup>(1)</sup> <sup>(3)</sup>				
Shape of head	Type of push	Color of push	Reference	Weight kg/lb
<b>Heads only</b>				
	Projecting	White	ZB4FH1	0.029/0.064
		Black	ZB4FH2	0.029/0.064
		Green	ZB4FH3	0.029/0.064
		Red	ZB4FH4	0.029/0.064
		Yellow	ZB4FH5	0.029/0.064
		Blue	ZB4FH6	0.029/0.064

(1) For recommended maximum number of contacts constituting the body (fixing collar and contact) associated with the head, see [page 24](#).

(2) Caps to be ordered separately (see [page 88](#)).

(3) To add customized markings on these references using the web customization tool, see [page 5](#).

Assembly of other products using:  
 Combined sub-assemblies: see [page 80](#)  
 Accessories: see [page 88](#)


## Control and signaling units

Harmony XB4, metal


Flush mounted illuminated pushbuttons, push-push,  
 with integral LED




ZB4FH033




ZB4FH083



ZB4FH63

Flush mounted illuminated pushbuttons with flush push for Ø 30 mm (1) (2)				
Shape of head	Type of push	Color of lens	Reference	Weight kg/lb
<b>Heads only (3)</b>				
	Flush	White	<a href="#">ZB4FH013</a>	0.026/0.057
		Green	<a href="#">ZB4FH033</a>	0.026/0.057
		Red	<a href="#">ZB4FH043</a>	0.026/0.057
		Orange	<a href="#">ZB4FH053</a>	0.026/0.057
		Blue	<a href="#">ZB4FH063</a>	0.026/0.057
		Yellow	<a href="#">ZB4FH083</a>	0.026/0.057

Flush mounted illuminated pushbuttons with projecting push for Ø 30 mm (1) (2)				
Shape of head	Type of push	Color of lens	Reference	Weight kg/lb
<b>Heads only (3)</b>				
	Projecting	White	<a href="#">ZB4FH13</a>	0.026/0.057
		Green	<a href="#">ZB4FH33</a>	0.026/0.057
		Red	<a href="#">ZB4FH43</a>	0.026/0.057
		Orange	<a href="#">ZB4FH53</a>	0.026/0.057
		Blue	<a href="#">ZB4FH63</a>	0.026/0.057
		Yellow	<a href="#">ZB4FH83</a>	0.026/0.057







(1) For recommended maximum number of contacts constituting the body (fixing collar and contact) associated with the head, see [page 24](#).








(2) To add customized markings on these references using the web customization tool, see [page 5](#).


(3) For use with bodies comprising a light source with integral LED only.

Assembly of other products using:  
 Body/contact assemblies: see page 74  
 Accessories: see page 88

Selector switches with standard handle <sup>(1)</sup>						
Screw clamp terminal connections (Schneider Electric anti-loosening system)						
Shape of head	Type of operator	Type of contact		Positions		Reference
		NO	NC	Number	Type	

Complete units							
	Standard handle, black	1	–	2-position 90°	Stay put	 <b>XB4BD21</b> (ZB4BZ101 + ZB4BD2)	0.095/0.209
		1	–		Spring return from right to left	 <b>XB4BD41</b> (ZB4BZ101 + ZB4BD4)	0.100/0.220
		1	1		Stay put	 <b>XB4BD25</b> (ZB4BZ105 + ZB4BD2)	0.095/0.209
		2	–	3-position ± 45°	Stay put	 <b>XB4BD33</b> (ZB4BZ103 + ZB4BD3)	0.095/0.209
					Spring return to center	 <b>XB4BD53</b> (ZB4BZ103 + ZB4BD5)	0.095/0.209

Heads only <sup>(2)</sup>							
	Standard handle, black			2-position 90°	Stay put	 <b>ZB4BD2</b>	0.040/0.088
					Spring return from right to left	 <b>ZB4BD4</b>	0.045/0.099
				3-position ± 45°	Stay put	 <b>ZB4BD3</b>	0.040/0.088
					Spring return to center	 <b>ZB4BD5</b>	0.040/0.088
					Spring return from left to center	 <b>ZB4BD7</b>	0.040/0.088
					Spring return from right to center	 <b>ZB4BD8</b>	0.040/0.088

Heads only with other colored handles		
	Standard handle, white	Add suffix <b>01</b> to the reference, example: <b>ZB4BD201</b>
	Standard handle, green	Add suffix <b>03</b> to the reference, example: <b>ZB4BD203</b>
	Standard handle, red	Add suffix <b>04</b> to the reference, example: <b>ZB4BD204</b>
	Standard handle, yellow	Add suffix <b>05</b> to the reference, example: <b>ZB4BD205</b>
	Standard handle, blue	Add suffix <b>06</b> to the reference, example: <b>ZB4BD206</b>

### Heads with black metal bezel

For heads with standard black handle only. To order, add the suffix 7 to the references selected from above. Example: **ZB4BD2** becomes **ZB4BD27**.

(1) For recommended maximum number of contacts and sequence of contacts constituting the body (fixing collar + contact) associated with the head, see page 24.

(2) To add customized markings on these references using the web customization tool, see page 5.














Assembly of other products using:  
 Body/contact assemblies: see [page 74](#)  
 Accessories: see [page 88](#)

## Control and signaling units

Harmony XB4, metal

Selector switches with long handle: normal and padlockable

Selector switches with long handle <sup>(1)</sup>								
Screw clamp terminal connections (Schneider Electric anti-loosening system)								
Shape of head	Type of operator	Type of contact		Positions		Reference	Weight kg/lb	
		NO	NC	Number	Type			
<b>Complete units</b>								
	Long handle, black	1	-	2-position 90°	Stay put		<a href="#">XB4BJ21</a> (ZB4BZ101 + ZB4BJ2)	0.096/0.212
				3-position ±45°	Stay put		<a href="#">XB4BJ33</a> (ZB4BZ103 + ZB4BJ3)	0.096/0.212
					Spring return to center		<a href="#">XB4BJ53</a> (ZB4BZ103 + ZB4BJ5)	0.096/0.212
<b>Heads only</b>								
	Long handle, black (2)	-	-	2-position 90°	Stay put		<a href="#">ZB4BJ2</a>	0.040/0.088
					Spring return from right to left		<a href="#">ZB4BJ4</a>	0.045/0.099
				3-position ±45°	Stay put		<a href="#">ZB4BJ3</a>	0.040/0.088
					Spring return to center		<a href="#">ZB4BJ5</a>	0.040/0.088
					Spring return from left to center		<a href="#">ZB4BJ7</a>	0.040/0.088
					Spring return from right to center		<a href="#">ZB4BJ8</a>	0.040/0.088


### Heads with black metal bezel

To order, add a 7 to the references selected from above.  
 Example: **ZB4BJ2** becomes **ZB4BJ27**.

(1) For recommended maximum number of contacts and sequence of contacts constituting the body (fixing collar + contact) associated with the head, see [page 24](#).

(2) To add customized markings on these references using the web customization tool, see [page 5](#).

PF1106190



ZB4BJ33

PF1006196



ZB4BJ3

Assembly of other products using:  
 Body/contact assemblies: see page 74  
 Accessories: see page 88







## Control and signaling units



















Harmony XB4, metal

Key switches

Key no. 455, 421E, 458A, 520E, and 3131A


Key switches <sup>(1) (2)</sup>						
Screw clamp terminal connections (Schneider Electric anti-loosening system)						
Shape of head	Type of operator	Type of contact		Positions		Reference
		NO	NC	Number	Type	

Complete units							
	Key switch with key no. 455	1	-	2-position 90°	Stay put	 <b>XB4BG21</b> (ZB4BZ101 + ZB4BG2)	0.153/0.337
					Spring return to left	 <b>XB4BG41</b> (ZB4BZ101 + ZB4BG4)	0.153/0.337
		2	-	3-position ± 45°	Stay put	 <b>XB4BG61</b> (ZB4BZ101 + ZB4BG6)	0.153/0.337
					Stay put	 <b>XB4BG03</b> (ZB4BZ103 + ZB4BG0)	0.153/0.337
					 <b>XB4BG33</b> (ZB4BZ103 + ZB4BG3)	0.153/0.337	


Heads only								
	Key switch with key no. 455 <sup>(3)</sup>	1	-	2-position 90°	Stay put	 <b>ZB4BG2</b>	0.098/0.216	
					Stay put	 <b>ZB4BG02</b>	0.098/0.216	
					Stay put	 <b>ZB4BG4</b>	0.098/0.216	
					Spring return from right to left	 <b>ZB4BG6</b>	0.098/0.216	
					3-position ± 45°	Stay put	 <b>ZB4BG0</b>	0.098/0.216
						Stay put	 <b>ZB4BG03</b>	0.098/0.216
						Stay put	 <b>ZB4BG04</b>	0.098/0.216
						Stay put	 <b>ZB4BG3</b>	0.098/0.216
				Stay put		 <b>ZB4BG5</b>	0.098/0.216	
				Stay put		 <b>ZB4BG9</b>	0.098/0.216	
				Stay put		 <b>ZB4BG09</b>	0.098/0.216	
				Spring return from left to center		 <b>ZB4BG1</b>	0.098/0.216	
				Spring return from left to center	 <b>ZB4BG01</b>	0.098/0.216		
				Spring return to center	 <b>ZB4BG7</b>	0.098/0.216		
				Spring return from right to center	 <b>ZB4BG8</b>	0.098/0.216		
				Spring return from right to center	 <b>ZB4BG05</b>	0.098/0.216		
Spring return from right to center	 <b>ZB4BG08</b>	0.098/0.216						

### Heads with black metal bezel

To order, add a 7 to the references selected from above. Example: **ZB4BG2** becomes **ZB4BG27**.

- (1) For recommended maximum number of contacts and sequence of contacts constituting the body (fixing collar and contact) associated with the head, see page 24.
- (2) The symbol  indicates key withdrawal position(s).
- (3) For specific keys, please contact our Customer Care Center.

PF106189



XB4BG33

106189



ZB4BG0











Assembly of other products using:  
 Body/contact assemblies: see page 74  
 Accessories: see page 88








## Control and signaling units




Harmony XB4, metal

Key switches with TEC10 key

Selector switches with knurled knob, toggle switches

Key switches with TEC10 key							
Shape of head	Type of operator	Positions		Reference	Weight kg/lb		
		Number	Type				
<b>Heads only</b>							
	Key switch with TEC10 key	2-position 90°	Stay put		ZB4BG2TEC10	0.160/0.353	
					ZB4BG4TEC10	0.160/0.353	
				Spring return from right to left		ZB4BG6TEC10	0.170/0.375
		3-position ± 45°	Stay put		ZB4BG0TEC10	0.160/0.353	
					ZB4BG3TEC10	0.160/0.353	
					ZB4BG5TEC10	0.160/0.353	
					ZB4BG9TEC10	0.160/0.353	
				Spring return to center		ZB4BG7TEC10	0.170/0.375
				Spring return from right to center		ZB4BG05TEC10	0.170/0.375

Selector switches with knurled knob (1)							
Shape of head	Type of operator	Positions		Reference	Weight kg/lb		
		Number	Type				
<b>Heads only</b>							
	Black knurled knob	2-position 90°	Stay put		ZB4BD29	0.043/0.095	
				Spring return from right to left		ZB4BD49	0.050/0.110
		3-position ± 45°	Stay put		ZB4BD39	0.040/0.088	
				Spring return to center		ZB4BD59	0.040/0.088
				Spring return from left to center		ZB4BD79	0.040/0.088
				Spring return from right to center		ZB4BD89	0.040/0.088

Toggle switches (1)						
Shape of head	Type of operator	Positions		Reference	Weight kg/lb	
		Number	Type			
<b>Heads only</b>						
	Black lever	2-position 90°	Stay put		ZB4BD28	0.026/0.057
				Spring return		ZB4BD48

### Heads with black metal bezel

To order, add a 7 to the references selected from above.  
 Example: ZB4BD29 becomes ZB4BD297.

For the references with TEC10 key, add the 7 before TEC10.  
 Example: ZB4BG2TEC10 becomes ZB4BG27TEC10.

(1) For recommended maximum number of contacts and sequence of contacts constituting the body (fixing collar and contact) associated with the head, see page 24.

PF106198



ZB4BD29

814205








ZB4BD28

Assembly of other products using:  
 Body/contact assemblies: see page 74  
 Accessories: see page 88

## Control and signaling units

Harmony XB4, metal

Illuminated selector switches with standard handle,  
 with integral LED

Illuminated selector switches with standard handle, with integral LED <sup>(1)</sup>														
Screw clamp terminal connections (Schneider Electric anti-loosening system)														
Shape of head	Type of operator	Type of contact	Positions Number Type	Supply voltage V	Color of handle	Reference	Weight kg/lb							
		 NO  NC												
 XB4BK123B5		Standard handle	1	1	2-position Stay put  90°	24 ~ (50/60 Hz)	Green <b>XB4BK123B5</b> (ZB4BW0B35 + ZB4BK1233)	0.101/0.223						
							Red <b>XB4BK124B5</b> (ZB4BW0B45 + ZB4BK1243)	0.101/0.223						
							Orange <b>XB4BK125B5</b> (ZB4BW0B55 + ZB4BK1253)	0.101/0.223						
						110...120 ~ (50/60 Hz)	Green <b>XB4BK123G5</b> (ZB4BW0G35 + ZB4BK1233)	0.101/0.223						
							Red <b>XB4BK124G5</b> (ZB4BW0G45 + ZB4BK1243)	0.101/0.223						
							Orange <b>XB4BK125G5</b> (ZB4BW0G55 + ZB4BK1253)	0.101/0.223						
						230...240 ~ (50/60 Hz)	Green <b>XB4BK123M5</b> (ZB4BW0M35 + ZB4BK1233)	0.101/0.223						
							Red <b>XB4BK124M5</b> (ZB4BW0M45 + ZB4BK1243)	0.101/0.223						
							Orange <b>XB4BK125M5</b> (ZB4BW0M55 + ZB4BK1253)	0.101/0.223						
						 XB4BK134B5		Standard handle	1	1	3-position Stay put  ± 45°	24 ~ (50/60 Hz)	Green <b>XB4BK133B5</b> (ZB4BW0B35 + ZB4BK1333)	0.101/0.223
													Red <b>XB4BK134B5</b> (ZB4BW0B45 + ZB4BK1343)	0.101/0.223
													Orange <b>XB4BK135B5</b> (ZB4BW0B55 + ZB4BK1353)	0.101/0.223
110...120 ~ (50/60 Hz)	Green <b>XB4BK133G5</b> (ZB4BW0G35 + ZB4BK1333)	0.101/0.223												
	Red <b>XB4BK134G5</b> (ZB4BW0G45 + ZB4BK1343)	0.101/0.223												
	Orange <b>XB4BK135G5</b> (ZB4BW0G55 + ZB4BK1353)	0.101/0.223												
230...240 ~ (50/60 Hz)	Green <b>XB4BK133M5</b> (ZB4BW0M35 + ZB4BK1333)	0.101/0.223												
	Red <b>XB4BK134M5</b> (ZB4BW0M45 + ZB4BK1343)	0.101/0.223												
	Orange <b>XB4BK135M5</b> (ZB4BW0M55 + ZB4BK1353)	0.101/0.223												








(1) For recommended maximum number of contacts constituting the body (fixing collar and contact) associated with the head, see page 24.

Assembly of other products using:  
 Body/contact assemblies: see page 74  
 Accessories: see page 88

## Control and signaling units

Harmony XB4, metal

Illuminated selector switches with standard handle,  
 with integral LED

Illuminated selector switches with standard handle, with integral LED (continued) (1)							
Shape of head	Type of operator	Positions		Color of handle	Reference	Weight kg/lb	
		Number	Type				
	Standard handle	2-position 90°	Stay put		White	ZB4BK1213	0.036/0.079
					Green	ZB4BK1233	0.036/0.079
					Red	ZB4BK1243	0.036/0.079
					Orange	ZB4BK1253	0.036/0.079
					Yellow	ZB4BK1283	0.036/0.079
					Blue	ZB4BK1263	0.036/0.079
			Spring return from right to left		White	ZB4BK1413	0.037/0.082
					Green	ZB4BK1433	0.037/0.082
					Red	ZB4BK1443	0.037/0.082
					Orange	ZB4BK1453	0.037/0.082
					Yellow	ZB4BK1483	0.037/0.082
					Blue	ZB4BK1463	0.037/0.082
		3-position ± 45°	Stay put		White	ZB4BK1313	0.036/0.079
					Green	ZB4BK1333	0.036/0.079
					Red	ZB4BK1343	0.036/0.079
					Orange	ZB4BK1353	0.036/0.079
					Yellow	ZB4BK1383	0.036/0.079
					Blue	ZB4BK1363	0.036/0.079
			Spring return to center		White	ZB4BK1513	0.036/0.079
					Green	ZB4BK1533	0.036/0.079
					Red	ZB4BK1543	0.036/0.079
					Orange	ZB4BK1553	0.036/0.079
					Yellow	ZB4BK1583	0.036/0.079
					Blue	ZB4BK1563	0.036/0.079
Spring return from right to center		White	ZB4BK1813	0.036/0.079			
		Green	ZB4BK1833	0.036/0.079			
		Red	ZB4BK1843	0.036/0.079			
		Orange	ZB4BK1853	0.036/0.079			
		Yellow	ZB4BK1883	0.036/0.079			
		Blue	ZB4BK1863	0.036/0.079			
Spring return from left to center		White	ZB4BK1713	0.036/0.079			
		Green	ZB4BK1733	0.036/0.079			
		Red	ZB4BK1743	0.036/0.079			
		Orange	ZB4BK1753	0.036/0.079			
		Yellow	ZB4BK1783	0.036/0.079			
		Blue	ZB4BK1763	0.036/0.079			

107700



ZB4BK1343

### Heads with black metal bezel

To order, add a 7 to the references selected from above.  
 Example: ZB4BK1213 becomes ZB4BK12137.

(1) For recommended maximum number of contacts constituting the body (fixing collar and contact) associated with the head, see page 24.




(2) For use with bodies comprising a light source with integral LED only.

Assembly of other products using:  
 Body/contact assemblies: see page 74  
 Accessories: see page 88

## Control and signaling units

Harmony XB4, metal

Flush mounted selector switches with standard handle

Flush mounted selector switches with standard handle for Ø 30 mm <sup>(1)</sup>									
Screw clamp terminal connections (Schneider Electric anti-loosening system)									
Shape of head	Type of operator	Type of contact	Marking on bezel	Positions	Reference	Weight kg/lb			
		NO	NC	Text (color)	Number	Type			
<b>Complete units <sup>(2)</sup></b>									
	Standard handle, black	1	–	–	2-position 90°	Stay put	✓	<b>XB4FD21</b> (ZB4BZ101 + ZB4FD2)	0.095/0.209
		1	–	–		Spring return from right to left	↶	<b>XB4FD41</b> (ZB4BZ101 + ZB4FD4)	0.100/0.220
		1	1	–		Stay put	✓	<b>XB4FD25</b> (ZB4BZ105 + ZB4FD2)	0.095/0.209
		2	–	–	3-position ± 45°	Stay put	↓	<b>XB4FD33</b> (ZB4BZ103 + ZB4FD3)	0.095/0.209
						Spring return to center	↕	<b>XB4FD53</b> (ZB4BZ103 + ZB4FD5)	0.095/0.209
<b>Heads only <sup>(2)</sup></b>									
	Standard handle, black			–	2-position 90°	Stay put	✓	<b>ZB4FD2</b>	0.040/0.088
						Spring return from right to left	↶	<b>ZB4FD4</b>	0.045/0.099
					3-position ± 45°	Stay put	↓	<b>ZB4FD3</b>	0.040/0.088
						Spring return to center	↕	<b>ZB4FD5</b>	0.040/0.088
						Spring return from left to center	↷	<b>ZB4FD7</b>	0.040/0.088
				Spring return from right to center	↶	<b>ZB4FD8</b>	0.040/0.088		
<b>Heads only with marked bezel</b>									
	Standard handle, black (3)			"O" and "I"	2-position 90°	Stay put		<b>ZB4FD2M178</b>	0.040/0.088
<b>Heads only with other colored handles</b>									
	Standard handle, white								Add suffix <b>01</b> to the reference, example: <b>ZB4FD201</b>
	Standard handle, green								Add suffix <b>03</b> to the reference, example: <b>ZB4FD203</b>
	Standard handle, red								Add suffix <b>04</b> to the reference, example: <b>ZB4FD204</b>
	Standard handle, yellow								Add suffix <b>05</b> to the reference, example: <b>ZB4FD205</b>
	Standard handle, blue								Add suffix <b>06</b> to the reference, example: <b>ZB4FD206</b>

(1) For recommended maximum number of contacts and sequence of contacts constituting the body (fixing collar + contact) associated with the head, see page 24.

(2) To add customized markings on these references using the web customization tool, see page 5.

(3) The symbol indicates the padlocking positions.














Assembly of other products using:  
 Body/contact assemblies: see [page 74](#)  
 Accessories: see [page 88](#)

## Control and signaling units

Harmony XB4, metal

Flush mounted selector switches with long handle:  
 normal and padlockable

Flush mounted selector switches with long handle for Ø 30 mm <sup>(1)</sup>							
Screw clamp terminal connections (Schneider Electric anti-loosening system)							
Shape of head	Type of operator	Type of contact		Positions		Reference	Weight kg/lb
		NO	NC	Number	Type		
<b>Complete units <sup>(2)</sup></b>							
	Long handle, black (3)	1	-	2-position	Stay put	 <a href="#">XB4FJ21</a> (ZB4BZ101 + ZB4FJ2)	0.096/0.212
				90°			
				3-position	Stay put	 <a href="#">XB4FJ33</a> (ZB4BZ103 + ZB4FJ3)	0.096/0.212
± 45°							
					Spring return to center	 <a href="#">XB4FJ53</a> (ZB4BZ103 + ZB4FJ5)	0.096/0.212
<b>Heads only</b>							
	Long handle, black			2-position	Stay put	 <a href="#">ZB4FJ2</a>	0.040/0.088
				90°			
					Spring return from right to left	 <a href="#">ZB4FJ4</a>	0.045/0.099
				3-position	Stay put	 <a href="#">ZB4FJ3</a>	0.040/0.088
				± 45°			
					Spring return to center	 <a href="#">ZB4FJ5</a>	0.040/0.088
	Spring return from left to center	 <a href="#">ZB4FJ7</a>	0.040/0.088				
	Spring return from right to center	 <a href="#">ZB4FJ8</a>	0.040/0.088				

(1) For recommended maximum number of contacts and sequence of contacts constituting the body (fixing collar + contact) associated with the head, see [page 24](#).

(2) To add customized markings on these references using the web customization tool, see [page 5](#).




























ZB4FJ3

Assembly of other products using:  
 Body/contact assemblies: see [page 74](#)  
 Accessories: see [page 88](#)


## Control and signaling units

### Harmony XB4, metal

#### Flush mounted key switches with key no. 455

Flush mounted key switches for Ø 30 mm <sup>(1) (2)</sup>									
Screw clamp terminal connections (Schneider Electric anti-loosening system)									
Shape of head	Type of operator	Type of contact		Positions		Reference	Weight kg/lb		
		NO	NC	Number	Type				
<b>Complete units (4)</b>									
	Key switch with key no. 455	1	-	2-position 90°	Stay put	 <b>XB4FG21</b> (ZB4BZ101 + ZB4FG2)	0.153/0.337		
						 <b>XB4FG41</b> (ZB4BZ101 + ZB4FG4)	0.153/0.337		
		2	-	3-position ± 45°	Stay put	 <b>XB4FG61</b> (ZB4BZ101 + ZB4FG6)	0.153/0.337		
						 <b>XB4FG03</b> (ZB4BZ103 + ZB4FG0)	0.153/0.337		
						 <b>XB4FG33</b> (ZB4BZ103 + ZB4FG3)	0.153/0.337		
						 <b>XB4FG00</b>			
<b>Heads only</b>									
	Key switch with key no. 455 <sup>(3)</sup>			2-position 90°	Stay put	 <b>ZB4FG2</b> (4)	0.098/0.216		
						 <b>ZB4FG02</b> (4)	0.098/0.216		
						 <b>ZB4FG4</b> (4)	0.098/0.216		
						 <b>ZB4FG6</b> (4)	0.098/0.216		
						3-position ± 45°	Stay put	 <b>ZB4FG0</b> (4)	0.098/0.216
								 <b>ZB4FG03</b>	0.098/0.216
				 <b>ZB4FG04</b>	0.098/0.216				
				 <b>ZB4FG3</b> (4)	0.098/0.216				
				 <b>ZB4FG5</b>	0.098/0.216				
				 <b>ZB4FG9</b> (4)	0.098/0.216				
					Spring return from right to left	 <b>ZB4FG6</b> (4)	0.098/0.216		
						 <b>ZB4FG1</b>	0.098/0.216		
						 <b>ZB4FG01</b>	0.098/0.216		
						 <b>ZB4FG7</b> (4)	0.098/0.216		
						 <b>ZB4FG8</b> (4)	0.098/0.216		
						 <b>ZB4FG05</b> (4)	0.098/0.216		
					Spring return from left to center	 <b>ZB4FG08</b> (4)	0.098/0.216		

(1) For recommended maximum number of contacts and sequence of contacts constituting the body (fixing collar and contact) associated with the head, see [page 24](#).

(2) The symbol  indicates key withdrawal position(s).

(3) For specific keys, please contact our Customer Care Center.

(4) To add customized markings on these references using the web customization tool, see [page 5](#).

Assembly of other products using:  
 Body/contact assemblies: see [page 74](#)  
 Accessories: see [page 88](#)

## Control and signaling units

Harmony XB4, metal

Key switches with TEC10 key

Flush mounted selector switches with knurled knob



ZB4FD29

Selector switches with knurled knob <sup>(1)</sup>						
Shape of head	Type of operator	Positions			Reference	Weight kg/lb
		Number	Type			
<b>Heads only</b>						
	Black knurled knob	2-position 90°	Stay put		<a href="#">ZB4FD29</a>	0.043/0.095
		3-position ± 45°	Stay put		<a href="#">ZB4FD39</a>	0.040/0.088
			Spring return to center		<a href="#">ZB4FD59</a> <sup>(2)</sup>	0.040/0.088
			Spring return from left to center		<a href="#">ZB4FD79</a>	0.040/0.088
			Spring return from right to center		<a href="#">ZB4FD89</a>	0.040/0.088

(1) For recommended maximum number of contacts and sequence of contacts constituting the body (fixing collar and contact) associated with the head, see [page 24](#).

(2) To add customized markings on these references using the web customization tool, see [page 5](#).

## References

Assembly of other products using:  
Body/contact assemblies: see [page 74](#)  
Accessories: see [page 88](#)







# Control and signaling units

Harmony XB4, metal

Flush mounted illuminated selector switches with standard handle, with integral LED

### Flush mounted illuminated selector switches with standard handle, with integral LED for Ø 30 mm (1)

Screw clamp terminal connections (Schneider Electric anti-loosening system)

Shape of head	Type of operator	Type of contact		Positions Number Type	Supply voltage V	Color of handle	Reference	Weight kg/lb					
													
<b>Complete units</b>													
 XB4FK123B5	Standard handle	1	1	2-position Stay put  90°	24 ~ (50/60 Hz)	Green	<b>XB4FK123B5</b> (2) (ZB4BW0B35 + ZB4FK1233)	0.101/0.223					
						Red	<b>XB4FK124B5</b> (2) (ZB4BW0B45 + ZB4FK1243)	0.101/0.223					
						Orange	<b>XB4FK125B5</b> (2) (ZB4BW0B55 + ZB4FK1253)	0.101/0.223					
						110...120 ~ (50/60 Hz)	Green	<b>XB4FK123G5</b> (2) (ZB4BW0G35 + ZB4FK1233)	0.101/0.223				
						Red	<b>XB4FK124G5</b> (ZB4BW0G45 + ZB4FK1243)	0.101/0.223					
						Orange	<b>XB4FK125G5</b> (2) (ZB4BW0G55 + ZB4FK1253)	0.101/0.223					
						230...240 ~ (50/60 Hz)	Green	<b>XB4FK123M5</b> (2) (ZB4BW0M35 + ZB4FK1233)	0.101/0.223				
						Red	<b>XB4FK124M5</b> (2) (ZB4BW0M45 + ZB4FK1243)	0.101/0.223					
						Orange	<b>XB4FK125M5</b> (2) (ZB4BW0M55 + ZB4FK1253)	0.101/0.223					
						 XB4FK134B5	1	1	3-position Stay put  ± 45°	24 ~ (50/60 Hz)	Green	<b>XB4FK133B5</b> (2) (ZB4BW0B35 + ZB4FK1333)	0.101/0.223
											Red	<b>XB4FK134B5</b> (ZB4BW0B45 + ZB4FK1343)	0.101/0.223
											Orange	<b>XB4FK135B5</b> (ZB4BW0B55 + ZB4FK1353)	0.101/0.223
110...120 ~ (50/60 Hz)	Green	<b>XB4FK133G5</b> (ZB4BW0G35 + ZB4FK1333)	0.101/0.223										
Red	<b>XB4FK134G5</b> (ZB4BW0G45 + ZB4FK1343)	0.101/0.223											
Orange	<b>XB4FK135G5</b> (ZB4BW0G55 + ZB4FK1353)	0.101/0.223											
230...240 ~ (50/60 Hz)	Green	<b>XB4FK133M5</b> (2) (ZB4BW0M35 + ZB4FK1333)	0.101/0.223										
Red	<b>XB4FK134M5</b> (ZB4BW0M45 + ZB4FK1343)	0.101/0.223											
Orange	<b>XB4FK135M5</b> (ZB4BW0M55 + ZB4FK1353)	0.101/0.223											

(1) For recommended maximum number of contacts constituting the body (fixing collar and contact) associated with the head, see [page 24](#).

(2) To add customized markings on these references using the web customization tool, see [page 5](#).




Assembly of other products using:  
 Body/contact assemblies: see page 74  
 Accessories: see page 88

## Control and signaling units

Harmony XB4, metal

Flush mounted illuminated selector switches with standard handle, with integral LED

### Flush mounted illuminated selector switches with standard handle, with integral LED for Ø 30 mm (continued) (1)

Shape of head	Type of operator	Positions		Color of handle	Reference	Weight kg/lb				
		Number	Type							
<b>Heads only (2)</b>										
	Standard handle	2-position	Stay put	90°		White	ZB4FK1213 (3)	0.036/0.079		
						Green	ZB4FK1233 (3)	0.036/0.079		
						Red	ZB4FK1243 (3)	0.036/0.079		
						Orange	ZB4FK1253 (3)	0.036/0.079		
						Blue	ZB4FK1263 (3)	0.036/0.079		
						Yellow	ZB4FK1283 (3)	0.036/0.079		
						Spring return from right to left		White	ZB4FK1413 (3)	0.037/0.082
								Green	ZB4FK1433 (3)	0.037/0.082
								Red	ZB4FK1443 (3)	0.037/0.082
								Orange	ZB4FK1453 (3)	0.037/0.082
								Blue	ZB4FK1463	0.037/0.082
						Yellow		White	ZB4FK1483 (3)	0.037/0.082
								Green	ZB4FK1313 (3)	0.036/0.079
								Red	ZB4FK1333 (3)	0.036/0.079
								Orange	ZB4FK1343 (3)	0.036/0.079
Blue	ZB4FK1353 (3)	0.036/0.079								
Yellow		White	ZB4FK1363 (3)	0.036/0.079						
		Green	ZB4FK1383 (3)	0.036/0.079						
		Red	ZB4FK1513 (3)	0.036/0.079						
		Orange	ZB4FK1533 (3)	0.036/0.079						
		Blue	ZB4FK1543 (3)	0.036/0.079						
Yellow		White	ZB4FK1553 (3)	0.036/0.079						
		Green	ZB4FK1563 (3)	0.036/0.079						
		Red	ZB4FK1583 (3)	0.036/0.079						
		Orange	ZB4FK1813 (3)	0.036/0.079						
		Blue	ZB4FK1833 (3)	0.036/0.079						
Yellow		White	ZB4FK1843	0.036/0.079						
		Green	ZB4FK1853 (3)	0.036/0.079						
		Red	ZB4FK1863	0.036/0.079						
		Orange	ZB4FK1883 (3)	0.036/0.079						
		Blue	ZB4FK1713 (3)	0.036/0.079						
Yellow		White	ZB4FK1733 (3)	0.036/0.079						
		Red	ZB4FK1743 (3)	0.036/0.079						
		Orange	ZB4FK1753 (3)	0.036/0.079						
		Blue	ZB4FK1763	0.036/0.079						
		Yellow	ZB4FK1783 (3)	0.036/0.079						

(1) For recommended maximum number of contacts constituting the body (fixing collar and contact) associated with the head, see page 24.

(2) For use with bodies comprising a light source with integral LED only.



(3) To add customized markings on these references using the web customization tool, see page 5.

XB4\_632\_CPM/FS18259

ZB4FK1343



Assembly of other products using:  
 Body/light assemblies: see [page 82](#)  
 Accessories: see [page 88](#)

Pilot lights with integral LED <sup>(1)</sup>				
Screw clamp terminal connections (Schneider Electric anti-loosening system)				
Shape of head	Supply voltage V	Color	Reference	Weight kg/lb
<b>Complete units</b>				
■ With plain lens				
 101179 XB4BVB5 	24 ~ (50/60 Hz)	White	<a href="#">XB4BVB1</a> (ZB4BVB1 + ZB4BV013)	0.080/0.176
		Green	<a href="#">XB4BVB3</a> (ZB4BVB3 + ZB4BV033)	0.080/0.176
		Red	<a href="#">XB4BVB4</a> (ZB4BVB4 + ZB4BV043)	0.080/0.176
		Orange	<a href="#">XB4BVB5</a> (ZB4BVB5 + ZB4BV053)	0.080/0.176
		Blue	<a href="#">XB4BVB6</a> (ZB4BVB6 + ZB4BV063)	0.080/0.176
		110...120 ~ (50/60 Hz)	White	<a href="#">XB4BVG1</a> (ZB4BVG1 + ZB4BV013)
	Green	<a href="#">XB4BVG3</a> (ZB4BVG3 + ZB4BV033)	0.080/0.176	
	Red	<a href="#">XB4BVG4</a> (ZB4BVG4 + ZB4BV043)	0.080/0.176	
	Orange	<a href="#">XB4BVG5</a> (ZB4BVG5 + ZB4BV053)	0.080/0.176	
	Blue	<a href="#">XB4BVG6</a> (ZB4BVG6 + ZB4BV063)	0.080/0.176	
	230...240 ~ (50/60 Hz)	White	<a href="#">XB4BVM1</a> (ZB4BVM1 + ZB4BV013)	0.080/0.176
	Green	<a href="#">XB4BVM3</a> (ZB4BVM3 + ZB4BV033)	0.080/0.176	
	Red	<a href="#">XB4BVM4</a> (ZB4BVM4 + ZB4BV043)	0.080/0.176	
	Orange	<a href="#">XB4BVM5</a> (ZB4BVM5 + ZB4BV053)	0.080/0.176	
	Blue	<a href="#">XB4BVM6</a> (ZB4BVM6 + ZB4BV063)	0.080/0.176	

(1) To add customized markings on these references using the web customization tool, see [page 5](#).



Assembly of other products using:  
 Body/light assemblies: see [page 82](#)  
 Accessories: see [page 88](#)

## Control and signaling units

Harmony XB4, metal

Pilot lights with integral LED

Pilot lights with integral LED					
Screw clamp terminal connections (Schneider Electric anti-loosening system)					
Heads only (1)					
Shape of head	For use with body comprising light source type	Color of lens	Reference	Weight kg/lb	
■ With plain lens					
 101233 ZB4BV063		Integral LED only	White	ZB4BV013 (2)	0.026/0.057
		Green	ZB4BV033 (2)	0.026/0.057	
		Red	ZB4BV043 (2)	0.026/0.057	
		Orange	ZB4BV053 (2)	0.026/0.057	
		Yellow	ZB4BV083 (2)	0.026/0.057	
		Blue	ZB4BV063 (2)	0.026/0.057	
		5 colors (3) (4)	ZB4BV003	0.026/0.057	
■ With plain lens, for insertion of legend (4)					
 101234 ZB4BV043S		Integral LED only	White	ZB4BV013E	0.026/0.057
		Green	ZB4BV033E	0.026/0.057	
		Red	ZB4BV043E	0.026/0.057	
		Orange	ZB4BV053E	0.026/0.057	
		Yellow	ZB4BV083E	0.026/0.057	
		Blue	ZB4BV063E	0.026/0.057	
		■ With grooved lens (5) (2)			
 101234 ZB4BV043S		Integral LED only	White	ZB4BV013S	0.026/0.057
		Green	ZB4BV033S	0.026/0.057	
		Red	ZB4BV043S	0.026/0.057	
		Orange	ZB4BV053S	0.026/0.057	
		Yellow	ZB4BV083S	0.026/0.057	
		Blue	ZB4BV063S	0.026/0.057	

(1) For use with bodies comprising a light source with integral LED only.

(2) To add customized markings on these references using the web customization tool, see [page 5](#).

(3) Head supplied with 5 different colored lenses (white, green, red, orange, and blue) not fitted, for insertion of legend.

(4) For legend ordering information, see [page 97](#).

(5) For use in bright ambient light conditions (for example, outdoors in sunlight).

Assembly of other products using:  
 Body/light assemblies: see page 82  
 Accessories: see page 88


## Control and signaling units

Harmony XB4, metal


Pilot lights with integral LED and with BA 9s base fitting

### Pilot lights with integral LED and transformer (1.2 VA, 24 V secondary) (1)

Screw clamp terminal connections (Schneider Electric anti-loosening system)

Shape of head	Supply voltage V	Color	Reference	Weight kg/lb
<b>Complete units - With plain lens</b>				
	400 ~ - 50 Hz (2)	White	<a href="#">XB4BV5B1</a>	0.172/0.379
		Green	<a href="#">XB4BV5B3</a>	0.172/0.379
		Red	<a href="#">XB4BV5B4</a>	0.172/0.379
		Orange	<a href="#">XB4BV5B5</a>	0.172/0.379
		Blue	<a href="#">XB4BV5B6</a>	0.172/0.379

PF512544





XB4BV5B1


**Protected LED**

### Pilot lights with BA 9s base fitting, with plain or grooved lens (1)

Screw clamp terminal connections (Schneider Electric anti-loosening system)


Shape of head	Supply voltage V	Color	Reference	Weight kg/lb
<b>Complete units - With plain lens</b>				
■ Direct supply, for BA 9s bulb, U ≤ 250 V, 2.4 W max (bulb not included)				
	≤ 250	White	<a href="#">XB4BV61</a> ( <a href="#">ZB4BV6</a> + <a href="#">ZB4BV01</a> )	0.075/0.165
		Green	<a href="#">XB4BV63</a> ( <a href="#">ZB4BV6</a> + <a href="#">ZB4BV03</a> )	0.075/0.165
		Red	<a href="#">XB4BV64</a> ( <a href="#">ZB4BV6</a> + <a href="#">ZB4BV04</a> )	0.075/0.165
		Orange	<a href="#">XB4BV65</a> ( <a href="#">ZB4BV6</a> + <a href="#">ZB4BV05</a> )	0.075/0.165
■ Via integral transformer, 1.2 VA, 6 V secondary, with BA 9s incandescent bulb (included)				
	110...120 ~ - 50/60 Hz	White	<a href="#">XB4BV31</a> ( <a href="#">ZB4BV3</a> + <a href="#">ZB4BV01</a> )	0.152/0.335
		Green	<a href="#">XB4BV33</a> ( <a href="#">ZB4BV3</a> + <a href="#">ZB4BV03</a> )	0.152/0.335
		Red	<a href="#">XB4BV34</a> ( <a href="#">ZB4BV3</a> + <a href="#">ZB4BV04</a> )	0.152/0.335
		Orange	<a href="#">XB4BV35</a> ( <a href="#">ZB4BV3</a> + <a href="#">ZB4BV05</a> )	0.152/0.335
	230 ~ - 50 Hz	White	<a href="#">XB4BV41</a> ( <a href="#">ZB4BV4</a> + <a href="#">ZB4BV01</a> )	0.152/0.335
	220...240 ~ - 60 Hz	Green	<a href="#">XB4BV43</a> ( <a href="#">ZB4BV4</a> + <a href="#">ZB4BV03</a> )	0.152/0.335
		Red	<a href="#">XB4BV44</a> ( <a href="#">ZB4BV4</a> + <a href="#">ZB4BV04</a> )	0.152/0.335
		Orange	<a href="#">XB4BV45</a> ( <a href="#">ZB4BV4</a> + <a href="#">ZB4BV05</a> )	0.152/0.335

101178-88-Q





XB4BV64

PF512545-88-Q



XB4BV33

### Heads only (3)

Shape of head	For use with body comprising light source type	Color of lens	Reference	Weight kg/lb
■ With plain lens				
	<b>With BA 9s base fitting</b>	White	<a href="#">ZB4BV01</a>	0.027/0.060
		Green	<a href="#">ZB4BV03</a>	0.027/0.060
		Red	<a href="#">ZB4BV04</a>	0.027/0.060
		Orange	<a href="#">ZB4BV05</a>	0.027/0.060
		Blue	<a href="#">ZB4BV06</a>	0.027/0.060
		Clear	<a href="#">ZB4BV07</a>	0.027/0.060
■ With grooved lens (4)				
	<b>With BA 9s base fitting</b>	White	<a href="#">ZB4BV01S</a>	0.027/0.060
		Green	<a href="#">ZB4BV03S</a>	0.027/0.060
		Red	<a href="#">ZB4BV04S</a>	0.027/0.060
		Orange	<a href="#">ZB4BV05S</a>	0.027/0.060
		Blue	<a href="#">ZB4BV06S</a>	0.027/0.060
		Clear	<a href="#">ZB4BV07S</a>	0.027/0.060

101234



ZB4BV04

PG113109-34-Q



ZB4BV06S

(1) To add customized markings on these references using the web customization tool, see page 5.

(2) To order 440...460 V ~ - 60 Hz transformer blocks, replace "5" in the reference with "8". Example: [XB4BV5B1](#) becomes [XB4BV8B1](#). To order 550...600 V ~ - 60 Hz blocks, replace "5" with "9". Example: [XB4BV5B1](#) becomes [XB4BV9B1](#).

(3) For use with bodies comprising a light source with BA 9s base fitting (incandescent, neon, or LED) only.

(4) For use in bright ambient light conditions (for example, outdoors in sunlight).

Assembly of other products using:  
 Body/light assemblies: see [page 82](#)  
 Accessories: see [page 88](#)

## Control and signaling units

Harmony XB4, metal

Push-to-test pilot light



Push-to-test pilot light				
Shape of head	Supply voltage V	Color	Reference	Weight kg/lb
<b>Complete units - With plain lens</b>				
	24 ~ - 50/60 Hz	White	<a href="#">XB4BW21B5</a>	0.090/0.198
	24 ~ - 50/60 Hz	Green	<a href="#">XB4BW23B5</a>	0.090/0.198
	24 ~ - 50/60 Hz	Red	<a href="#">XB4BW24B5</a>	0.090/0.198
	24 ~ - 50/60 Hz	Orange	<a href="#">XB4BW25B5</a>	0.090/0.198
	24 ~ - 50/60 Hz	Yellow	<a href="#">XB4BW28B5</a>	0.090/0.198
	24 ~ - 50/60 Hz	Blue	<a href="#">XB4BW26B5</a>	0.090/0.198
	110...120 ~ - 50 - 60 Hz	White	<a href="#">XB4BW21G5</a>	0.090/0.198
	110...120 ~ - 50 - 60 Hz	Green	<a href="#">XB4BW23G5</a>	0.090/0.198
	110...120 ~ - 50 - 60 Hz	Red	<a href="#">XB4BW24G5</a>	0.090/0.198
	110...120 ~ - 50 - 60 Hz	Orange	<a href="#">XB4BW25G5</a>	0.090/0.198
	110...120 ~ - 50 - 60 Hz	Yellow	<a href="#">XB4BW28G5</a>	0.090/0.198
	110...120 ~ - 50 - 60 Hz	Blue	<a href="#">XB4BW26G5</a>	0.090/0.198



Assembly of other products using:  
 Body/light assemblies: see [page 82](#)  
 Accessories: see [page 88](#)

## Control and signaling units

Harmony XB4, metal

Flush mounted pilot lights with integral LED

XB4\_632\_CP/MFS/0940



XB4FVB5



Flush mounted pilot lights with integral LED for Ø 30 mm (1)				
Screw clamp terminal connections (Schneider Electric anti-loosening system)				
Shape of head	Supply voltage V	Color	Reference	Weight kg/lb
<b>Complete units</b>				
■ With plain lens				
	24 ~ (50/60 Hz)	White	<a href="#">XB4FVB1</a> (ZB4BVB1 + ZB4FV013)	0.080/0.176
		Green	<a href="#">XB4FVB3</a> (ZB4BVB3 + ZB4FV033)	0.080/0.176
		Red	<a href="#">XB4FVB4</a> (ZB4BVB4 + ZB4FV043)	0.080/0.176
		Orange	<a href="#">XB4FVB5</a> (ZB4BVB5 + ZB4FV053)	0.080/0.176
		Blue	<a href="#">XB4FVB6</a> (ZB4BVB6 + ZB4FV063)	0.080/0.176
		110...120 ~ (50/60 Hz)	White	<a href="#">XB4FVG1</a> (ZB4BVG1 + ZB4FV013)
	Green	<a href="#">XB4FVG3</a> (ZB4BVG3 + ZB4FV033)	0.080/0.176	
	Red	<a href="#">XB4FVG4</a> (ZB4BVG4 + ZB4FV043)	0.080/0.176	
	Orange	<a href="#">XB4FVG5</a> (ZB4BVG5 + ZB4FV053)	0.080/0.176	
	Blue	<a href="#">XB4FVG6</a> (ZB4BVG6 + ZB4FV063)	0.080/0.176	
	230...240 ~ (50/60 Hz)	White	<a href="#">XB4FVM1</a> (ZB4BVM1 + ZB4FV013)	0.080/0.176
		Green	<a href="#">XB4FVM3</a> (ZB4BVM3 + ZB4FV033)	0.080/0.176
Red		<a href="#">XB4FVM4</a> (ZB4BVM4 + ZB4FV043)	0.080/0.176	
Orange		<a href="#">XB4FVM5</a> (ZB4BVM5 + ZB4FV053)	0.080/0.176	
Blue		<a href="#">XB4FVM6</a> (ZB4BVM6 + ZB4FV063)	0.080/0.176	

(1) To add customized markings on these references using the web customization tool, see [page 5](#).


Assembly of other products using:  
 Body/light assemblies: see [page 82](#)  
 Accessories: see [page 88](#)


## Control and signaling units

Harmony XB4, metal


Flush mounted pilot lights with integral LED

**Flush mounted pilot lights with integral LED for Ø 30 mm (1)**  
**Screw clamp terminal connections (Schneider Electric anti-loosening system)**

Heads only (2)				
Shape of head	For use with body comprising light source type	Color of lens	Reference	Weight kg/lb
■ With plain lens				
	Integral LED only	White	<a href="#">ZB4FV013</a>	0.026/0.057
		Green	<a href="#">ZB4FV033</a>	0.026/0.057
		Red	<a href="#">ZB4FV043</a>	0.026/0.057
		Orange	<a href="#">ZB4FV053</a>	0.026/0.057
		Blue	<a href="#">ZB4FV063</a>	0.026/0.057
		Yellow	<a href="#">ZB4FV083</a>	0.026/0.057



ZB4FV063



ZB4FV083

(1) To add customized markings on these references using the web customization tool, see [page 5](#).

(2) For use with bodies comprising a light source with integral LED only.

Assembly of other products using:  
 Body/contact assemblies: see page 74  
 Accessories: see page 88

## Control and signaling units

Harmony XB4, metal


Specific functions

Pushbuttons for manual overload reset, Potentiometers

Manual overload reset pushbuttons					
Shape of head	Travel mm/in.	Actuation distance mm/in.	Color	Reference	Weight kg/lb
	10/0.394	6...16/0.236...0.630	Black	<a href="#">XB4BA821</a>	0.037/0.082
			Red	<a href="#">XB4BA841</a>	0.037/0.082
			Blue	<a href="#">XB4BA861</a>	0.037/0.082
	16...26/0.630...1.024	30...130/1.181...5.118	Black	<a href="#">XB4BA822</a>	0.038/0.084
			Red	<a href="#">XB4BA842</a>	0.038/0.084
			Blue	<a href="#">XB4BA862</a>	0.038/0.084
	14/0.551	30...130/1.181...5.118	Black	<a href="#">XB4BA921</a>	0.058/0.128
			Red	<a href="#">XB4BA941</a>	0.058/0.128
			Blue	<a href="#">XB4BA961</a>	0.058/0.128
	130...257/5.118...10.118	30...130/1.181...5.118	Black	<a href="#">XB4BA922</a>	0.071/0.157
			Red	<a href="#">XB4BA942</a>	0.071/0.157
			Blue	<a href="#">XB4BA962</a>	0.071/0.157





XB4BA821



XB4BD912R1K

Complete potentiometers			
Description	Resistance k Ω	Reference	Weight kg/lb
+/- 10% linear mode precision complete potentiometer with screw terminals	1	<a href="#">XB4BD912R1K</a>	0.095/0.209
	4.7	<a href="#">XB4BD912R4K7</a>	0.095/0.209
	10	<a href="#">XB4BD912R10K</a>	0.095/0.209
	47	<a href="#">XB4BD912R47K</a>	0.095/0.209
	100	<a href="#">XB4BD912R100K</a>	0.095/0.209
	470	<a href="#">XB4BD912R470K</a>	0.095/0.209

Heads and mounting base for potentiometer (1)				
Shape of head	Description	For use with	Reference	Weight kg/lb
	For potentiometer with shaft length 45 to 50 mm/1.772 to 1.968 in.	6 mm/0.236 in. shaft	<a href="#">ZB4BD912</a>	0.080/0.176
		6.35 mm/0.250 in. shaft	<a href="#">ZB4BD922</a>	0.080/0.176



ZB4BD912



## References

Assembly of other products using:  
Body/contact assemblies: see page 74  
Accessories: see page 88

## Control and signaling units

Harmony XB4, metal

Specific functions

Timers, Hour counters, Annunciators, USB/RJ45 ports,  
Fuse carrier, Basic displays



XB5DTB22

Timers						
Description	Output type	Supply voltage V	Time delay type	Time delay range	Reference	Weight kg/lb
Panel-mounted timer function with status LED and 1 static output in 22.5 mm/0.886 in. hole	1 static output	24 $\overline{\text{---}}$	Type A (delay on energization)	0.5...10s	<a href="#">XB5DTB22</a>	0.027/0.060
				3...60 s	<a href="#">XB5DTB23</a>	0.027/0.060
				0.5...10 min	<a href="#">XB5DTB24</a>	0.027/0.060
				3...60 min	<a href="#">XB5DTB25</a>	0.027/0.060
				100...240 $\overline{\sim}$ - 50/60 Hz	Type A (delay on energization)	0.5...10s
	3...60 s	<a href="#">XB5DTGM3</a>	0.027/0.060			
	0.5...10 min	<a href="#">XB5DTGM4</a>	0.027/0.060			
	3...60 min	<a href="#">XB5DTGM5</a>	0.027/0.060			



XB5DSB

Hour counters			
Characteristics	Supply voltage V	Reference	Weight kg/lb
Indication 0...9999.9	12...24 $\overline{\sim}$ - 50 or 60 Hz	<a href="#">XB5DSB</a>	0.045/0.099
	120 $\overline{\sim}$ - 60 Hz	<a href="#">XB5DSG</a>	0.045/0.099
	230...240 $\overline{\sim}$ - 50 Hz	<a href="#">XB5DSM (1)</a>	0.045/0.099



XB5KS2B4

Annunciators (IP66, IP67, and IP69)				
Characteristics	Supply voltage V	Color	Reference	Weight kg/lb
Continuous or intermittent non-illuminated buzzer - 90dB, 6.8kHz (connection diagram: see Schneider Electric website, Harmony XB5 page)	24 $\overline{\sim}$ - 50 or 60 Hz	-	<a href="#">XB5KSB</a>	0.024/0.053
	110...120 V $\overline{\sim}$ - 50 or 60 Hz	-	<a href="#">XB5KSG</a>	0.024/0.053
	230...240 $\overline{\sim}$ - 50 or 60 Hz	-	<a href="#">XB5KSM</a>	0.024/0.053
Continuous or intermittent illuminated buzzer - 90dB, 6.8kHz	24 $\overline{\sim}$ - 50 or 60 Hz	Red	<a href="#">XB5KS2B4</a>	0.024/0.053
	110...120 V $\overline{\sim}$ - 50 or 60 Hz	Red	<a href="#">XB5KS2G4</a>	0.024/0.053
	230...240 $\overline{\sim}$ - 50 or 60 Hz	Red	<a href="#">XB5KS2M4</a>	0.024/0.053
	24V $\overline{\sim}$ - 50 or 60 Hz	Yellow	<a href="#">XB5KS2B8</a>	0.024/0.053
	110...120 V $\overline{\sim}$ - 50 or 60 Hz	Yellow	<a href="#">XB5KS2G8</a>	0.024/0.053
	230...240 $\overline{\sim}$ - 50 or 60 Hz	Yellow	<a href="#">XB5KS2M8</a>	0.024/0.053

(1) To order a 60 Hz hour counter, add a suffix 6. The reference [XB5DSM](#) becomes [XB5DSM6](#).



Assembly of other products using:  
 Body/contact assemblies: see page 74  
 Accessories: see page 88

## Control and signaling units

Harmony XB4, metal

Specific functions

USB/RJ45 ports, Fuse carrier, Basic displays



### USB and RJ45 ports

Description	Interface type	Connection type	Degree of protection	Reference	Weight kg/lb
Panel-mounted USB and RJ45 ports in 22.5 mm/0.886 in. hole with notch	USB interface, jack type A	USB port 3.0 A-A	IP20, IP65, IP67, IP69K with protection cover (1)	<a href="#">XB5PUSB3</a>	0.017/0.037
	Ethernet interface, RJ45 jack	RJ45 port Cat. 6	IP20, IP65, IP67, IP69K with protection cover (1)	<a href="#">XB5PRJ45</a>	0.027/0.060

### Fuse carrier

Description	For use with	Reference	Weight kg/lb
Fuse carrier	5 x 20 mm/0.197 x 0.787 in. fuse 6.3 A - 250 V	<a href="#">XB5DT1S</a>	0.022/0.049

### Basic displays

Description	Input current range	LED color	Reference	Weight kg/lb
Digital panel meter LED display, 1 current input, -999...9999	4...20 mA	Green	<a href="#">XBH1AA0G4</a>	0.032/0.070
		Red	<a href="#">XBH1AA0R4</a>	0.032/0.070

(2) For protection covers, see page 109.

Assembly of other products using:  
Accessories: see page 88


## Control and signaling units

Harmony XB4, metal

Specific functions

Joystick controllers, Wobblesticks

101189




XD4PA12

### Joystick controllers (with 54 mm/2.126 in. long operating shaft) (1)

#### Screw clamp terminal connections (Schneider Electric anti-loosening system)

Description	Operation	Spring return to zero position	Reference	Weight kg/lb
<b>Complete products</b>				
2-direction	1 notch 1 NO contact per direction	Without	<a href="#">XD4PA12</a>	0.116/0.256
		With	<a href="#">XD4PA22</a>	0.116/0.256
4-direction	1 notch 1 NO contact per direction	Without	<a href="#">XD4PA14</a>	0.133/0.293
		With	<a href="#">XD4PA24</a>	0.133/0.293

105074




ZD4PA103

### Sub-assemblies for joystick controllers

Description	Functions	Reference	Weight kg/lb
Complete body/contact assemblies	2-direction	<a href="#">ZD4PA103</a>	0.049/0.108
	4-direction	<a href="#">ZD4PA203</a>	0.058/0.128
Complete head assemblies with operating shaft	2-direction, stay put	<a href="#">ZD4PA12</a>	0.022/0.049
	2-direction, spring return to zero position	<a href="#">ZD4PA22</a>	0.022/0.049
	4-direction, stay put	<a href="#">ZD4PA14</a>	0.022/0.049
	4-direction, spring return to zero position	<a href="#">ZD4PA24</a>	0.022/0.049

105072



ZD4PA203

105073



ZD4PA12

Legends 30 x 48 mm/ 1.181 x 1.890 in. for engraving	2-direction	Black on one side Red on reverse	<a href="#">ZBG2201</a>	0.001/0.002
		White on one side Yellow on reverse	<a href="#">ZBG2401</a>	0.001/0.002
Legends 48 x 48 mm/ 1.890 x 1.890 in. for engraving	4-direction	Black on one side Red on reverse	<a href="#">ZBG4201</a>	0.002/0.004
		White on one side Yellow on reverse	<a href="#">ZBG4401</a>	0.002/0.004

#### Other versions

Joystick controllers and complete body/contact assemblies for joystick controllers with Faston connector terminals (6.35 or 2 x 2.8 mm/0.250 or 2 x 0.110 in.). Please contact our Customer Care Center.

### Wobblestick heads

Shape of head	For use with	Color	Reference	Weight kg/lb
	Omnidirectional, spring return	Black	<a href="#">ZB4BB2</a>	0.058/0.128
		Red	<a href="#">ZB4BB4</a>	0.058/0.128

108487



ZB4BB2

(1) Must not be used with standard contact blocks **ZBE10** (single) or **ZBE20** (double).

## Control and signaling units

Harmony XB4, metal

Body/contact assemblies - Screw clamp terminal connections

To combine with heads, see page 26 to 71

101191



ZB4BZ009

2bc203



ZBE101

101274




ZBE203

814346



ZB4BZ101

PF080706



ZB4BZ106

PG114156SE

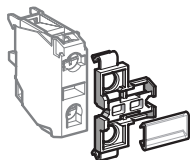


ZBE501

814282



ZB2BE101



ZBZ001

Body/fixing collar			
For use with	Sold in lots of	Unit reference	Weight kg/lb
Electrical block (contact or light)	10	ZB4BZ009	0.038/0.084

### Contact functions (1) Screw clamp terminal connections (Schneider Electric anti-loosening system)

Contacts for standard applications							
Description	Type of contact				Sold in lots of	Unit reference	Weight kg/lb
		NO	NC	NC MC(6)			
Contact blocks	Single	1	–	–	5	ZBE101	0.011/0.024
		–	1	–	5	ZBE102	0.011/0.024
		–	–	1	5	ZBE302	0.014/0.030
	Double	2	–	–	5	ZBE203	0.020/0.044
		–	2	–	5	ZBE204	0.020/0.044
		1	1	–	5	ZBE205	0.020/0.044
	Single with body/fixing collar	1	–	–	1	ZB4BZ101	0.053/0.117
		–	1	–	1	ZB4BZ102	0.053/0.117
		2	–	–	1	ZB4BZ103	0.062/0.137
		–	2	–	1	ZB4BZ104	0.062/0.137
		1	1	–	1	ZB4BZ105	0.062/0.137
		1	2	–	1	ZB4BZ141	0.072/0.159

Contacts for specific applications								
Application	Type of contact	Description				Sold in lots of	Unit reference	Weight kg/lb
			NO	NC	NC MC(1)			
Low power switching	Single	Standard	1	–	–	5	ZBE1016	0.012/0.026
			–	1	–	5	ZBE1026	0.012/0.026
		Dusty environment (2) (IP 5X, 50 µm dust)	1	–	–	5	ZBE1016P	0.012/0.026
			–	1	–	5	ZBE1026P	0.012/0.026
Staggered contacts	Single	Early make NO	1	–	–	5	ZBE201	0.011/0.024
			–	1	–	5	ZBE202	0.011/0.024
		Late break NC	1	1	–	5	ZB4BZ106	0.062/0.137
			2	–	–	5	ZB4BZ107	0.062/0.137
High power switching	Single	Standard (3)	1	–	–	1	ZBE501	0.020/0.044
			–	1	–	1	ZBE502	0.020/0.044
			2	–	–	1	ZBE503	0.032/0.071
			–	2	–	1	ZBE504	0.032/0.071
			1	1	–	1	ZBE505	0.032/0.071
			–	1	–	1	ZB2BE101	0.020/0.044
Additional contact blocks for high power switching	Single	Standard (4)	–	1	–	1	ZB2BE102	0.020/0.044

### Clip-on legend holder, sheet of blank legends and labelling software

Description	Sold in lots of	Unit reference	Weight kg/lb
Clip-on legend holder for electrical blocks with screw clamp terminal connections (5). For identification of an XB4B control or signaling unit	10	ZBZ001	0.001/0.002
Sheet of 50 blank legends for legend holder ZBZ001	10	ZBY001	0.023/0.051

- (1) The contact blocks enable variable composition of body/contact assemblies. Maximum number of rows possible: 3. Either 3 rows of 3 single contacts or 1 row of 3 double contacts + 1 row of 3 single contacts (double contacts occupy the first 2 rows). Maximum number of contacts is specified on page 24.
- (2) It is not possible to fit an additional contact block on the back of these contact blocks.
- (3) It is not possible to use these contacts with light blocks.
- (4) To be fitted on the back of ZBE50• contacts.
- (5) This legend holder is not compatible with high power switching contacts.
- (6) NC contact block with monitoring dedicated for Emergency stop head only.


To combine with heads,  
see page 31



ZBVB

Light blocks with screw clamp terminal connections (Schneider Electric anti-loosening system)					
Description	Supply voltage V	Color of light source	Sold in lots of	Unit reference	Weight kg/lb
Integral LED (to combine with heads for integral LED) <b>Protected LED</b>	12 ~ (50/60 Hz)	White	5	ZBVJ1	0.017/0.037
		Green	5	ZBVJ3	0.017/0.037
		Red	5	ZBVJ4	0.017/0.037
		Orange	5	ZBVJ5	0.017/0.037
		Blue	5	ZBVJ6	0.017/0.037
		24 ~ (50/60 Hz)	White	5	ZBVB1
	Green	5	ZBVB3	0.017/0.037	
	Red	5	ZBVB4	0.017/0.037	
	Orange	5	ZBVB5	0.017/0.037	
	Yellow	5	ZBVB8	0.017/0.037	
	Blue	5	ZBVB6	0.017/0.037	
	24...120 ~ (50/60 Hz)	White	5	ZBVBG1	0.017/0.037
		Green	5	ZBVBG3	0.017/0.037
		Red	5	ZBVBG4	0.017/0.037
		Orange	5	ZBVBG5	0.017/0.037
		Blue	5	ZBVBG6	0.017/0.037
		110...120 ~ (50/60 Hz)	White	5	ZBVG1
	Green		5	ZBVG3	0.017/0.037
Red	5		ZBVG4	0.017/0.037	
Orange	5		ZBVG5	0.017/0.037	
Yellow	5		ZBVG8	0.017/0.037	
Blue	5		ZBVG6	0.017/0.037	
230...240 ~ (50/60 Hz)	White	5	ZBVM1	0.017/0.037	
	Green	5	ZBVM3	0.017/0.037	
	Red	5	ZBVM4	0.017/0.037	
	Orange	5	ZBVM5	0.017/0.037	
	Yellow	5	ZBVM8	0.017/0.037	
	Blue	5	ZBVM6	0.017/0.037	

Light blocks with inductive overload protection					
Integral LED (to combine with heads for integral LED) <b>Protected LED</b>	110...240 ~ (50/60 Hz)	White	5	ZBVM1T	0.017/0.037
		Green	5	ZBVM3T	0.017/0.037
		Red	5	ZBVM4T	0.017/0.037
		Orange	5	ZBVM5T	0.017/0.037
		Blue	5	ZBVM6T	0.017/0.037
		Yellow	5	ZBVM8T	0.017/0.037



ZBVM4T

## Control and signaling units

Harmony XB4, metal

Light blocks - Flashing light blocks, transformer blocks, blocks for "test light" function

To combine with heads, see page 31

PF800705



ZBV5B

Protected LED

### Flashing light blocks with screw clamp terminal connections (Schneider Electric anti-loosening system)

Integral LED (to combine with heads for integral LED)	Supply voltage	Color	Quantity	Reference	Weight
24 ~ (50/60 Hz)		White	5	ZBV18B1	0.017/0.037
		Green	5	ZBV18B3	0.017/0.037
		Red	5	ZBV18B4	0.017/0.037
		Orange	5	ZBV18B5	0.017/0.037
		Blue	5	ZBV18B6	0.017/0.037
		110...120 ~ (50/60 Hz)		White	5
Green	5			ZBV18G3	0.017/0.037
Red	5			ZBV18G4	0.017/0.037
Orange	5			ZBV18G5	0.017/0.037
Blue	5			ZBV18G6	0.017/0.037
230...240 ~ (50/60 Hz)				White	5
		Green	5	ZBV18M3	0.017/0.037
		Red	5	ZBV18M4	0.017/0.037
		Orange	5	ZBV18M5	0.017/0.037
		Blue	5	ZBV18M6	0.017/0.037

121461



ZBZG156

### Transformer blocks for 24 V light blocks (1)

For use with	Supply voltage V	Description	Reference	Weight kg/lb
Light blocks with integral LED	400 V ~ - 50 Hz	Transformer 400 V - 24 V ~	ZBV5B (2)	0.090/0.198

### Blocks for "test light" function

Light blocks	12 and 24 ~ 24...120 ~	Single module, 1 connecting wire	ZBZG156 (3)	0.010/0.022
Light blocks with integral LED	48...230 ~	Double module, with connecting wires	ZBZM156 (4)	0.010/0.022

121483



ZBZM156

(1) To be used with 2 dummy contact blocks ZBE000.

(2) To order 440...460 V ~ - 60 Hz transformer blocks, replace "5" in the reference with "8": ZBV5B becomes ZBV8B. To order 550...600 V ~ - 60 Hz transformer blocks, replace "5" with "9": ZBV5B becomes ZBV9B.

(3) Block for use with ~ light blocks with integral LED types ZBVJ●, ZVB●, ZVB BG● or with direct supply light block for BA 9s bulb, ZBV6.

(4) Block for use with ~ light blocks integral LED types ZBVG●, ZBVM●, see connection on our website www.schneider-electric.com.



To combine with heads, see page 26 to 71

10191



ZB4BZ009

#### Body/fixing collar

For use with	Sold in lots of	Unit reference	Weight kg/lb
Electrical block (contact or light)	10	ZB4BZ009	0.038/0.084

PF10777



ZBE1015


#### Contact functions

##### Spring clamp terminal connections (1)

##### Contacts for standard applications

Description	Type of contact	Contact symbols		Sold in lots of	Unit reference	Weight kg/lb
		NO	NC			
Contact blocks	Single	1	–	4	ZBE1015	0.011/0.024
		–	1	4	ZBE1025	0.011/0.024
	Single with body/fixing collar	1	–	1	ZB4BZ1015	0.053/0.117
		–	1	1	ZB4BZ1025	0.053/0.117
		2	–	1	ZB4BZ1035	0.062/0.137
		–	2	1	ZB4BZ1045	0.062/0.137
		1	1	1	ZB4BZ1055	0.062/0.137

PF10779



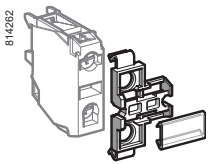
ZB4BZ1015

To combine with heads, see page 26 to 71

Light blocks					
Spring clamp terminal connections (1)					
Description	Supply voltage V	Color of light source	Sold in lots of	Unit reference	Weight kg/lb
Integral LED (to combine with heads for integral LED)	12 ~ (50/60 Hz)	White	4	ZBVJ15	0.016/0.035
		Green	4	ZBVJ35	0.016/0.035
		Red	4	ZBVJ45	0.016/0.035
		Orange	4	ZBVJ55	0.016/0.035
		Blue	4	ZBVJ65	0.016/0.035
	24 ~ (50/60 Hz)	White	4	ZBVB15	0.016/0.035
		Green	4	ZBVB35	0.016/0.035
		Red	4	ZBVB45	0.016/0.035
		Orange	4	ZBVB55	0.016/0.035
		Blue	4	ZBVB65	0.016/0.035
110...120 ~ (50/60 Hz)	White	4	ZBVG15	0.016/0.035	
	Green	4	ZBVG35	0.016/0.035	
	Red	4	ZBVG45	0.016/0.035	
	Orange	4	ZBVG55	0.016/0.035	
	Blue	4	ZBVG65	0.016/0.035	
230...240 ~ (50/60 Hz)	White	4	ZBVM15	0.016/0.035	
	Green	4	ZBVM35	0.016/0.035	
	Red	4	ZBVM45	0.016/0.035	
	Orange	4	ZBVM55	0.016/0.035	
	Blue	4	ZBVM65	0.016/0.035	
Integral LED + body/fixing collar	110...120 ~ (50/60 Hz)	Green	4	ZB4BVG35	0.053/0.117
		Red	4	ZB4BVG45	0.053/0.117



ZBVB35




ZBZ001

Sheet of 50 blank legends				
For use with	Sold in lots of	Unit reference	Weight kg/lb	
Legend holder ZBZ001	10	ZBY001	0.023/0.051	

(1) It is not possible to fit an additional block on the back of these contact or light blocks.


To combine with heads,  
see page 26 to 71

101191




ZB4BZ009

101257



ZB4BZ079 + ZB4BZ009

101303



ZBZ01

XB4\_632\_CPSC11841C



ZBZ110

101259



ZBE701

101260



ZBE702

PF512550



ZBVB07

### Body/fixing collar and accessories specifically for printed circuit board mounting (1)

#### Accessories required when using adapter (socket) ZBZ010

Description	For use with	Sold in lots of	Unit reference	Weight kg/lb
Body/fixing collar	Electrical block (contact or light)	10	ZB4BZ009	0.006/0.013
Fixing collar/pillar	Printed circuit board support (fixing screw ZBZ006 to be ordered separately)	10	ZB4BZ079	0.003/0.007
Fixing screw for printed circuit board	Fixing collar/pillar ZB4BZ079	10	ZBZ006	0.011/0.024

### Adapter (socket) (1)



For use with	Thickness of printed circuit board (mm)/in.	Sold in lots of	Unit reference	Weight kg/lb
Electrical block (contact or light)	1.6 ± 0.2/0.063 ± 0.008	10	ZBZ010	0.008/0.018
	2.2 ± 0.2/0.087 ± 0.008	10	ZBZ011	0.008/0.018
	3.2 ± 0.2/0.126 ± 0.008	10	ZBZ012	0.008/0.018

### Grounding plate



Description	For use with	Sold in lots of	Unit reference	Weight kg/lb
Grounding plate with ground screw	Harmony XB4 metal and XALG plastic control stations	1	ZBZ110	0.017/0.037

### Contact functions (1)

#### Contacts for standard applications

Description	Type of contact			Sold in lots of	Unit reference	Weight kg/lb
						
Contact blocks	Single	1	–	5	ZBE701	0.011/0.024
		–	1	5	ZBE702	0.011/0.024

#### Contacts for specific applications

Application	Type of contact			Sold in lots of	Unit reference	Weight kg/lb
						
Low power switching	Single	1	–	5	ZBE7016	0.012/0.026
		–	1	5	ZBE7026	0.012/0.026

### Light blocks (1)

Description	Supply voltage V	Color of LED	Sold in lots of	Unit reference	Weight kg/lb
Integral LED (to combine with heads for integral LED)	24 $\sphericalangle$ (50/60 Hz)	White	5	ZBVB17	0.004/0.009
		Green	5	ZBVB37	0.004/0.009
		Red	5	ZBVB47	0.004/0.009
		Orange	5	ZBVB57	0.004/0.009
		Blue	5	ZBVB67	0.004/0.009

Protected  
**LED**

(1) For details of support drilling and of printed circuit board, see our website [www.schneider-electric.com](http://www.schneider-electric.com).


To combine with heads, see page 26 to 71




ZBE1023



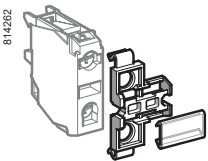
ZBE2043



ZB4BZ1043



ZBE5043



ZBZ001

### Contact functions <sup>(1)</sup>

Faston connectors (6.35 or 2 x 2.8 mm/0.250 or 2 x 0.110 in.) (Schneider Electric anti-loosening system)

Contacts for standard applications						
Description	Type of contact			Sold in lots of	Unit reference	Weight kg/lb
Contact blocks	Single	1	–	5	ZBE1013	0.011/0.024
		–	1	5	ZBE1023	0.011/0.024
	Double	2	–	5	ZBE2033	0.020/0.044
		–	2	5	ZBE2043	0.020/0.044
		1	1	5	ZBE2053	0.020/0.044
	Single with body/fixing collar	1	–	1	ZB4BZ1013 (2)	0.053/0.117
		–	1	1	ZB4BZ1023 (2)	0.053/0.117
		2	–	1	ZB4BZ1033	0.062/0.137
		–	2	1	ZB4BZ1043	0.062/0.137
1		1	1	ZB4BZ1053	0.062/0.137	

Contacts for specific applications							
Application	Type of contact	Description			Sold in lots of	Unit reference	Weight kg/lb
Low power switching	Single	Standard	1	–	5	ZBE10163 (2)	0.012/0.026
			–	1	5	ZBE10263 (2)	0.012/0.026
		Dusty environments <sup>(3)</sup> (IP 5X, 50 µm dust)	1	–	5	ZBE1016P3 (2)	0.012/0.026
			–	1	5	ZBE1026P3 (2)	0.012/0.026
Staggered contacts	Single	Early make	1	–	5	ZBE2013 (2)	0.011/0.024
		Late break	–	1	5	ZBE2023 (2)	0.011/0.024
		NC					
High power switching	Single	Standard <sup>(4)</sup>	1	–	1	ZBE5013	0.021/0.046
			–	1	1	ZBE5023	0.021/0.046
			2	–	1	ZBE5033	0.033/0.073
			–	2	1	ZBE5043	0.033/0.073
			1	1	1	ZBE5053	0.033/0.073


### Clip-on legend holder for electrical blocks with screw clamp terminal connections <sup>(5)</sup>

For use with	Sold in lots of	Unit reference	Weight kg/lb
Identification of an XB4B control or signaling unit	10	ZBZ001	0.001/0.002
<b>Sheet of 50 blank legends</b>			
Legend holder ZBZ001	10	ZBY001	0.023/0.051

- The contact blocks enable variable composition of body/contact assemblies. Maximum number of rows possible: 3. Either 3 rows of 3 single contacts or 1 row of 3 double contacts + 1 row of 3 single contacts (double contacts occupy the first 2 rows).
- To order products with screw clamp terminal connections for lugs, replace the 3 at the end of the reference with a 9. Example: ZBE1013 becomes ZBE1019.
- It is not possible to fit an additional contact block on the back of these contact blocks.
- It is not possible to use these contacts with light blocks.
- This legend holder is not compatible with high power switching contact blocks.

To combine with heads, see page 26 to 71

101191



ZB4BZ009

101262




ZBE1014

101265




ZBE1024

101264



ZB4BZ1014

101266




ZB4BZ1024

101270



ZBVB14

530719



APE1C2250

#### Body/fixing collar

For use with	Sold in lots of	Unit reference	Weight kg/lb
Electrical block (contact or light)	10	ZB4BZ009	0.038/0.084

#### Contact functions

##### Plug-in connector (1)

##### Contacts for standard applications

Description	Type of contact	NO	NC	Sold in lots of	Unit reference	Weight kg/lb
Contact blocks	Single	1	–	5	ZBE1014	0.011/0.024
		–	1	5	ZBE1024	0.011/0.024
Contact blocks	Single with body/fixing collar	1	–	1	ZB4BZ1014	0.050/0.110
		–	1	1	ZB4BZ1024	0.050/0.110
		2	–	1	ZB4BZ1034	0.058/0.128
		–	2	1	ZB4BZ1044	0.058/0.128
		1	1	1	ZB4BZ1054	0.058/0.128
		1	2	1	ZB4BZ1414	0.064/0.141

#### Light blocks

##### Plug-in connector

Description	Supply voltage (V)	Color of light source	Sold in lots of	Unit reference	Weight kg/lb
Integral LED (to combine with heads for integral LED)	24 ~ (50/60 Hz)	White	5	ZBVB14	0.016/0.035
		Green	5	ZBVB34	0.016/0.035
		Red	5	ZBVB44	0.016/0.035
		Orange	5	ZBVB54	0.016/0.035
		Blue	5	ZBVB64	0.016/0.035
Integral LED (to combine with heads for integral LED)	110...120 ~ (50/60 Hz)	White	5	ZBVG14	0.016/0.035
		Green	5	ZBVG34	0.016/0.035
		Red	5	ZBVG44	0.016/0.035
		Orange	5	ZBVG54	0.016/0.035
		Blue	5	ZBVG64	0.016/0.035
Integral LED (to combine with heads for integral LED)	230...240 ~ (50/60 Hz)	White	5	ZBVM14	0.016/0.035
		Green	5	ZBVM34	0.016/0.035
		Red	5	ZBVM44	0.016/0.035
		Orange	5	ZBVM54	0.016/0.035
		Blue	5	ZBVM64	0.016/0.035

Protected LED

#### Connecting cables and connector

Description	Number of connectors	Wire c. s. a. mm <sup>2</sup> /AWG	Length mm/in.	Sold in lots of	Unit reference	Weight kg/lb
Cables with connectors 2-pin, 5.08 mm/0.200 in. pitch	1	0.75/19	500/19.685	8	APE1C2150	0.120/0.265
	2	0.75/19	500/19.685	8	APE1C2250	0.180/0.397
Spring terminal connector 2-pin, 5.08 mm/0.200 in. pitch	–	0.2 to 0.5/25 to 14	–	10	APE1PRE21	0.003/0.007

(1) It is not possible to fit an additional contact block on the back of these contact blocks.

# Control and signaling units

Harmony XB4, metal


Body/contact assemblies + light blocks with integral LED

To combine with:

Heads, see pages 31 to 57

Contacts, see page 74

PF1512655



ZB4BW0...3

Complete body/contact assemblies and light blocks <sup>(1)</sup>						
Screw clamp terminal connections (Schneider Electric anti-loosening system)						
Light source	Supply voltage V	Type of contact		Color of light source	Reference	Weight kg/lb
		NO	NC			

Direct supply						
Integral LED	24 ~ (50/60 Hz)	1	-	White	ZB4BW0B11	0.064/0.141
				Green	ZB4BW0B31	0.064/0.141
				Red	ZB4BW0B41	0.064/0.141
				Orange	ZB4BW0B51	0.064/0.141
				Blue	ZB4BW0B61	0.064/0.141
		-	1	White	ZB4BW0B12	0.064/0.141
				Green	ZB4BW0B32	0.064/0.141
				Red	ZB4BW0B42	0.064/0.141
				Orange	ZB4BW0B52	0.064/0.141
				Blue	ZB4BW0B62	0.064/0.141
	2	-	White	ZB4BW0B13	0.074/0.163	
			Green	ZB4BW0B33	0.074/0.163	
			Red	ZB4BW0B43	0.074/0.163	
			Orange	ZB4BW0B53	0.074/0.163	
			Blue	ZB4BW0B63	0.074/0.163	
	1	1	White	ZB4BW0B15	0.074/0.163	
			Green	ZB4BW0B35	0.074/0.163	
			Red	ZB4BW0B45	0.074/0.163	
			Orange	ZB4BW0B55	0.074/0.163	
			Blue	ZB4BW0B65	0.074/0.163	
110...120 ~ (50/60 Hz)	1	-	White	ZB4BW0G11	0.064/0.141	
			Green	ZB4BW0G31	0.064/0.141	
			Red	ZB4BW0G41	0.064/0.141	
			Orange	ZB4BW0G51	0.064/0.141	
			Blue	ZB4BW0G61	0.064/0.141	
	-	1	White	ZB4BW0G12	0.064/0.141	
			Green	ZB4BW0G32	0.064/0.141	
			Red	ZB4BW0G42	0.064/0.141	
			Orange	ZB4BW0G52	0.064/0.141	
			Blue	ZB4BW0G62	0.064/0.141	
2	-	White	ZB4BW0G13	0.074/0.163		
		Green	ZB4BW0G33	0.074/0.163		
		Red	ZB4BW0G43	0.074/0.163		
		Orange	ZB4BW0G53	0.074/0.163		
		Blue	ZB4BW0G63	0.074/0.163		
1	1	White	ZB4BW0G15	0.074/0.163		
		Green	ZB4BW0G35	0.074/0.163		
		Red	ZB4BW0G45	0.074/0.163		
		Orange	ZB4BW0G55	0.074/0.163		
		Blue	ZB4BW0G65	0.074/0.163		


**Other versions**

Complete bodies with Faston connector terminals ( 6.35 or 2 x 2.8 mm/0.250 or 2 x 0.110 in.)  
Please contact our Customer Care Center.

(1) Can be fitted with additional contact blocks: see page 74.



To combine with:  
 Heads, see pages 31 to 57  
 Contacts, see page 74



Complete body/contact assemblies and light blocks (continued) (1)								
Screw clamp terminal connections (Schneider Electric anti-loosening system)								
Light source	Supply voltage V	Type of contact		Color of light source	Reference	Weight kg/lb		
		NO	NC					
<b>Direct supply (continued)</b>								
Integral LED	230...240 ~ (50/60 Hz)	1	-	White	ZB4BW0M11	0.064/0.141		
				Green	ZB4BW0M31	0.064/0.141		
				Red	ZB4BW0M41	0.064/0.141		
				Orange	ZB4BW0M51	0.064/0.141		
				Blue	ZB4BW0M61	0.064/0.141		
				-	1	White	ZB4BW0M12	0.064/0.141
				Green	ZB4BW0M32	0.064/0.141		
				Red	ZB4BW0M42	0.064/0.141		
				Orange	ZB4BW0M52	0.064/0.141		
				Blue	ZB4BW0M62	0.064/0.141		
		2	-	White	ZB4BW0M13	0.074/0.163		
		Green	ZB4BW0M33	0.074/0.163				
		Red	ZB4BW0M43	0.074/0.163				
		Orange	ZB4BW0M53	0.074/0.163				
		Blue	ZB4BW0M63	0.074/0.163				
		1	1	White	ZB4BW0M15	0.074/0.163		
		Green	ZB4BW0M35	0.074/0.163				
		Red	ZB4BW0M45	0.074/0.163				
		Orange	ZB4BW0M55	0.074/0.163				
		Blue	ZB4BW0M65	0.074/0.163				

**Other versions** Complete bodies with Faston connector terminals ( 6.35 or 2 x 2.8 mm/0.250 or 2 x 0.110 in.). Please contact our Customer Care Center.

(1) Can be fitted with additional contact blocks: see page 74.


# Control and signaling units

Harmony XB4, metal

Body/light assemblies for pilot lights with integral LED

To combine with:  
 Heads, see page 64  
 Contacts, see page 74

101239



ZB4BV●●

Complete light bodies (fixing collar + light block with integral LED)				
Screw clamp terminal connections (Schneider Electric anti-loosening system)				
Light source	Supply voltage V	Color of light source	Reference	Weight kg/lb
Integral LED <b>protected LED</b>	12 ~ (50/60 Hz)	White	ZB4BVJ1	0.054/0.119
		Green	ZB4BVJ3	0.054/0.119
		Red	ZB4BVJ4	0.054/0.119
		Orange	ZB4BVJ5	0.054/0.119
		Blue	ZB4BVJ6	0.054/0.119
	24 ~ (1) (50/60 Hz)	White	ZB4BVB1	0.054/0.119
		Green	ZB4BVB3	0.054/0.119
		Red	ZB4BVB4	0.054/0.119
		Orange	ZB4BVB5	0.054/0.119
		Blue	ZB4BVB6	0.054/0.119
	24...120 ~ (50/60 Hz)	White	ZB4BVBG1	0.054/0.119
		Green	ZB4BVBG3	0.054/0.119
		Red	ZB4BVBG4	0.054/0.119
		Orange	ZB4BVBG5	0.054/0.119
		Blue	ZB4BVBG6	0.054/0.119
110...120 ~ (1) (50/60 Hz)	White	ZB4BVG1	0.054/0.119	
	Green	ZB4BVG3	0.054/0.119	
	Red	ZB4BVG4	0.054/0.119	
	Orange	ZB4BVG5	0.054/0.119	
	Blue	ZB4BVG6	0.054/0.119	
230...240 ~ (1) (50/60 Hz)	White	ZB4BVM1	0.054/0.119	
	Green	ZB4BVM3	0.054/0.119	
	Red	ZB4BVM4	0.054/0.119	
	Orange	ZB4BVM5	0.054/0.119	
	Blue	ZB4BVM6	0.054/0.119	

(1) Complete bodies with Faston connector terminals ( 6.35 or 2 x 2.8 mm/0.250 or 2x 0.110 in.), see page 78.

To combine with:  
 Heads, see page 64  
 Contacts, see page 74

PF512556



ZB4BVB●156

### Complete light bodies with 3-terminal "test" function

(fixing collar + light block with integral LED + pre-wired block for "test light" function)

Screw clamp terminal connections (Schneider Electric anti-loosening system)

Light source	Supply voltage V	Color of light source	Reference	Weight kg/lb
Integral LED <b>Protected LED</b>	24 $\sim$ (1) (50/60 Hz)	White	ZB4BVB1156	0.054/0.119
		Green	ZB4BVB3156	0.054/0.119
		Red	ZB4BVB4156	0.054/0.119
		Orange	ZB4BVB5156	0.054/0.119
		Blue	ZB4BVB6156	0.054/0.119

### Complete bodies with flashing pilot light (fixing collar + light block with integral LED)

Screw clamp terminal connections (Schneider Electric anti-loosening system)

Light source	Supply voltage V	Color of light source	Reference	Weight kg/lb
Integral LED <b>Protected LED</b>	24 $\sim$ (50/60 Hz)	White	ZB4BV18B1	0.054/0.119
		Green	ZB4BV18B3	0.054/0.119
		Red	ZB4BV18B4	0.054/0.119
		Orange	ZB4BV18B5	0.054/0.119
		Blue	ZB4BV18B6	0.054/0.119
	110...120 $\sim$ (50/60 Hz)	White	ZB4BV18G1	0.054/0.119
		Green	ZB4BV18G3	0.054/0.119
		Red	ZB4BV18G4	0.054/0.119
		Orange	ZB4BV18G5	0.054/0.119
		Blue	ZB4BV18G6	0.054/0.119
	230...240 $\sim$ (50/60 Hz)	White	ZB4BV18M1	0.054/0.119
		Green	ZB4BV18M3	0.054/0.119
		Red	ZB4BV18M4	0.054/0.119
		Orange	ZB4BV18M5	0.054/0.119
		Blue	ZB4BV18M6	0.054/0.119

(1) For a 120 or 230 V  $\sim$  supply, use complete body ZB4BVG● or ZB4BVM● with block for "test light" function type ZBZM156. See page 82 and 75.

# Control and signaling units

Harmony XB4, metal

Body/contact assemblies + light blocks with

BA 9s base fitting

To combine with:  
Heads, see page 31  
Contacts, see page 74

Complete body/contact assemblies and light blocks <sup>(1)</sup>						
For bulb with BA 9s base fitting (incandescent, neon or LED)						
Screw clamp terminal connections (Schneider Electric anti-loosening system)						
Light source	Supply voltage V	Type of contact		Color of light source	Reference	Weight kg/lb
		NO	NC			
<b>Direct supply</b>						
BA9s base fitting bulb, 2.4 W max, not included <sup>(2)</sup>	≤ 250	1	–	–	ZB4BW061	0.063/0.139
		–	1	–	ZB4BW062	0.063/0.139
		2	–	–	ZB4BW063	0.073/0.161
		1	1	–	ZB4BW065	0.073/0.161
<b>Supply via integral transformer (1.2 VA, 6 V secondary)</b>						
BA9s base fitting incandescent bulb, included	110...120 ~ 50/60 Hz	1	–	–	ZB4BW031	0.141/0.311
		1	1	–	ZB4BW035	0.151/0.333
	230 ~ 50 Hz	1	–	–	ZB4BW041	0.141/0.311
		1	1	–	ZB4BW045	0.151/0.333
	220...240 ~ 60 Hz	1	–	–	ZB4BW051	0.141/0.311
		1	1	–	ZB4BW055	0.151/0.333
BA9s base fitting LED, included <sup>(3)</sup>	110...120 ~ 50/60 Hz	1	1	White	ZB4BW03D15	0.151/0.333
				Green	ZB4BW03D35	0.151/0.333
				Red	ZB4BW03D45	0.151/0.333
				Orange	ZB4BW03D55	0.151/0.333
				Blue	ZB4BW03D65	0.151/0.333
	230 ~ 50 Hz	1	1	White	ZB4BW04D15	0.151/0.333
				Green	ZB4BW04D35	0.151/0.333
				Red	ZB4BW04D45	0.151/0.333
				Orange	ZB4BW04D55	0.151/0.333
				Blue	ZB4BW04D65	0.151/0.333
	400 ~ 50/60 Hz	1	1	White	ZB4BW05D15	0.152/0.335
				Green	ZB4BW05D35	0.152/0.335
Red				ZB4BW05D45	0.152/0.335	
Orange				ZB4BW05D55	0.152/0.335	
Blue				ZB4BW05D65	0.152/0.335	

**Other versions** Complete bodies with integral transformer incorporating Faston connector terminals (6.35 or 2 x 2.8 mm/0.250 or 2 x 0.110 in.). Please contact our Customer Care Center.

<sup>(1)</sup> Can be fitted with additional contact blocks: see page 74.

<sup>(2)</sup> Bulb to be ordered separately: see page 108.


<sup>(3)</sup> Compatible only with ZB4BW33.

XB4\_652\_CPODA016174



ZB4BW06

101239



ZB4BW05

To combine with:  
 Heads, see [page 65](#)  
 Contacts, see [page 74](#)

#### Light blocks

Screw clamp terminal connections (Schneider Electric anti-loosening system)

Description	Supply voltage V	Sold in lots of	Unit reference	Weight kg/lb
Direct supply for BA 9s base fitting bulb, 2.4 W max., not included (1)	≤ 250	5	ZBV6	0.016/0.035

#### Complete light bodies (fixing collar + light block)


For bulb with BA 9s base fitting (incandescent, neon or LED)

Screw clamp terminal connections (Schneider Electric anti-loosening system)

Light source	Supply voltage V	Color of light source	Reference	Weight kg/lb
<b>Direct supply</b>				
BA 9s base fitting bulb, 2.4 W max, not included (1)	≤ 250	–	ZB4BV6	0.052/0.335
<b>Supply via integral transformer (1.2 VA, 6 V secondary)</b>				
BA 9s base fitting incandescent bulb, included	110...120 ~ -50/60 Hz	–	ZB4BV3	0.130/0.287
	230 ~ - 50 Hz	–	ZB4BV4	0.130/0.287
	220...240 ~ - 60 Hz	–	ZB4BV5	0.131/0.289
	400 ~ - 50 Hz	–	ZB4BV8	0.128/0.282
	440...480 ~ - 60 Hz	–	ZB4BV8	0.128/0.282
BA 9s base fitting LED, included	110...120 ~ - 50/60 Hz	White	ZB4BV3D1	0.134/0.295
		Green	ZB4BV3D3	0.134/0.295
		Red	ZB4BV3D4	0.134/0.295
		Orange	ZB4BV3D5	0.134/0.295
		Blue	ZB4BV3D6	0.134/0.295
		230 ~ - 50 Hz 220...240 ~ - 60 Hz	White	ZB4BV4D1
Green	ZB4BV4D3		0.134/0.295	
Red	ZB4BV4D4		0.134/0.295	
Orange	ZB4BV4D5		0.134/0.295	
Blue	ZB4BV4D6		0.134/0.295	
400 ~ - 50/60 Hz	White		ZB4BV5D1	0.134/0.295
	Green	ZB4BV5D3	0.134/0.295	
	Red	ZB4BV5D4	0.134/0.295	
	Orange	ZB4BV5D5	0.134/0.295	
		Blue	ZB4BV5D6	0.134/0.295



ZB4BV6



ZB4BV●



ZB4BV156

#### Complete light bodies with 3-terminal "test" function (fixing collar + light block)

For bulb with BA 9s base fitting (incandescent, neon or LED)

Screw clamp terminal connections (Schneider Electric anti-loosening system)

#### Direct supply

BA 9s base fitting bulb, 2.4 W max, not included (1)	≤ 250	–	ZB4BV156	0.062/0.137
--	-------	---	----------	-------------

Other versions Complete bodies with Faston connector terminals (6.35 or 2 x 2.8 mm/0.250 or 2 x 0.110 in.), see [page 78](#).

(1) Bulb to be ordered separately, see [page 108](#).

# Control and signaling units

## Harmony XB4 metal

### Accessories for heads: caps



ZBA4



ZBL2



ZBA333

#### Pushbutton caps - unmarked

For use with	Type of push	Color	Sold in lots of	Unit reference	Weight kg/lb
ZBABA0 pushbutton heads supplied without cap	Flush	White	10	ZBA1	0.001/0.002
		Black	10	ZBA2	0.001/0.002
		Green	10	ZBA3	0.001/0.002
		Red	10	ZBA4	0.001/0.002
		Yellow	10	ZBA5	0.001/0.002
		Blue	10	ZBA6	0.001/0.002
		6 colors (1)	1	ZBA9	0.006/0.013
	Projecting	White	10	ZBL1	0.001/0.002
		Black	10	ZBL2	0.001/0.002
		Green	10	ZBL3	0.001/0.002
		Red	10	ZBL4	0.001/0.002
		Yellow	10	ZBL5	0.001/0.002
		Blue	10	ZBL6	0.001/0.002
		6 colors (1)	1	ZBL9	0.006/0.013

#### Pushbutton caps - marked

For use with	Type of push	Marking		Color of cap	Unit reference	Weight kg/lb
		Text	Color			
ZBABA0 pushbutton heads supplied without cap (sold in lots of 10)	Flush	I (2)	White	Green	ZBA331	0.001/0.002
			Black	White	ZBA131	0.001/0.002
		II	White	Green	ZBA336	0.001/0.002
			Black	White	ZBA136	0.001/0.002
		III	White	Green	ZBA337	0.001/0.002
			Black	White	ZBA137	0.001/0.002
		IV	White	Green	ZBA338	0.001/0.002
			Black	White	ZBL138	0.001/0.002
		START (2)	White	Green	ZBA333	0.001/0.002
			Black	White	ZBA133	0.001/0.002
		ON	White	Green	ZBA341	0.001/0.002
			Black	White	ZBA141	0.001/0.002
		MARCHE	White	Green	ZBA342	0.001/0.002
			Black	White	ZBA142	0.001/0.002
		UP (2)	Black	White	ZBA343	0.001/0.002
		DOWN (2)	White	Black	ZBA344	0.001/0.002
		⊕ (2)	White	Black	ZBA245	0.001/0.002
			Black	White	ZBA145	0.001/0.002
		↑ (3)	White	Black	ZBA335	0.001/0.002
			Black	White	ZBA334	0.001/0.002
		O (2)	White	Red	ZBA432	0.001/0.002
				Black	ZBA232	0.001/0.002
		ARRET	White	Red	ZBA433	0.001/0.002
				Black	ZBA233	0.001/0.002
		STOP (2)	White	Red	ZBA434	0.001/0.002
				Black	ZBA234	0.001/0.002
		OFF	White	Red	ZBA435	0.001/0.002
				Black	ZBA235	0.001/0.002
		⬇	White	Green	ZBA346	0.001/0.002
		R (2)	White	Blue	ZBA639	0.001/0.002
+	White	Black	ZBA2934	0.001/0.002		
-	White	Black	ZBA2935	0.001/0.002		

(1) Set of 6 different colored caps: white, black, green, red, yellow, and blue.

(2) Double injection moulded marking.

(3) Can be clipped in at 90° steps, through 360°.

## Control and signaling units

Harmony XB4, metal

Accessories for flush mounted heads

Pushbutton caps with markings

XB4\_633\_CP/MF51747



ZBAF331

Pushbutton caps, with markings for flush mounted heads						
For use with	Type of push	Marking		Color of cap	Unit reference	Weight kg/lb
		Text	Color			
<b>Plastic pushbuttons</b>						
<b>ZB4FA0 and ZB5FA0</b> circular pushbutton heads supplied without cap (sold in lots of 10)	Flush	I (1)	White	Green	ZBAF331	0.001/0.002
			Black	White	ZBAF131	0.001/0.002
		II	White	Green	ZBAF336	0.001/0.002
			Black	White	ZBAF136	0.001/0.002
		III	White	Green	ZBAF337	0.001/0.002
			Black	White	ZBAF137	0.001/0.002
		IV	White	Green	ZBAF338	0.001/0.002
			Black	White	ZBAF138	0.001/0.002
		START (1)	White	Green	ZBAF333	0.001/0.002
			Black	White	ZBAF133	0.001/0.002
		ON	White	Green	ZBAF341	0.001/0.002
			Black	White	ZBAF141	0.001/0.002
		MARCHE	White	Green	ZBAF342	0.001/0.002
			Black	White	ZBAF142	0.001/0.002
		UP (1)	Black	White	ZBAF343	0.001/0.002
		DOWN (1)	White	Black	ZBAF344	0.001/0.002
		 (1)	White	Black	ZBAF245	0.001/0.002
			Black	White	ZBAF145	0.001/0.002
		↑ (2)	White	Black	ZBAF335	0.001/0.002
			Black	White	ZBAF334	0.001/0.002
		O (1)	White	Red	ZBAF432	0.001/0.002
				Black	ZBAF232	0.001/0.002
		ARRET	White	Red	ZBAF433	0.001/0.002
				Black	ZBAF233	0.001/0.002
		STOP (1)	White	Red	ZBAF434	0.001/0.002
				Black	ZBAF234	0.001/0.002
		OFF	White	Red	ZBAF435	0.001/0.002
				Black	ZBAF235	0.001/0.002
	White	Green	ZBAF346	0.001/0.002		
R (1)	White	Blue	ZBAF639	0.001/0.002		
+	White	Black	ZBAF2934	0.001/0.002		
-	White	Black	ZBAF2935	0.001/0.002		

(1) Double injection moulded marking.

(2) Can be clipped in at 90° steps, through 360°



## Control and signaling units

Harmony XB4 metal

Accessories for heads: boots, lens caps

107360



ZBP0

## Transparent boots for pushbuttons (1)

Description	For use with XB4 metal pushbuttons	Sold in lots of	Unit reference	Weight kg/lb
Single boots (2)	Flush with circular head	10	ZBPA	0.002/0.004
	Projecting with circular head and push-push version	10	ZBP0	0.002/0.004
	Flush or projecting with circular head for food industry applications	10	ZBP0A	0.002/0.004

## Colored boots

Description	Color	For use with	Sold in lots of	Unit reference	Weight kg/lb
Colored boots (can be replaced without dismantling the head)	White	ZB4BP1S	10	ZBP011	0.003/0.007
	Black	ZB4BP2S	10	ZBP012	0.003/0.007
	Green	ZB4BP3S	10	ZBP013	0.003/0.007
	Red	ZB4BP4S	10	ZBP014	0.003/0.007
	Yellow	ZB4BP5S	10	ZBP015	0.003/0.007
	Blue	ZB4BP6S	10	ZBP016	0.003/0.007
Clear membrane	Transparent	ZB4BP●83	10	ZBP017	0.003/0.007

(1) Boots for multiple-headed pushbuttons, see [page 41](#).


(2) Permissible panel thickness 1 to 5 mm/0.039 to 0.197 in., cannot be used with legend holders.

PG113818



ZBV0153

PG113819



ZBV016

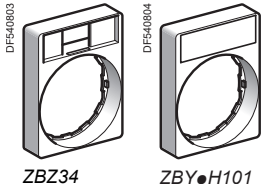
Lens caps				
For use with	Color	Sold in lots of	Unit reference	Weight kg/lb
<b>Lens caps for light sources with integral LED</b>				
Pilot lights	White	10	ZBV0113	0.002/0.004
	Green	10	ZBV0133	0.002/0.004
	Red	10	ZBV0143	0.002/0.004
	Orange	10	ZBV0153	0.002/0.004
	Blue	10	ZBV0163	0.002/0.004
	5 different colored grooved lenses (1)	10	ZBV0103S	0.010/0.022
Illuminated pushbuttons, with flush push	White	10	ZBW9113	0.002/0.004
	Green	10	ZBW9133	0.002/0.004
	Red	10	ZBW9143	0.002/0.004
	Orange	10	ZBW9153	0.002/0.004
	Blue	10	ZBW9163	0.002/0.004
Illuminated pushbuttons, with projecting push	White	10	ZBW9313	0.002/0.004
	Green	10	ZBW9333	0.002/0.004
	Red	10	ZBW9343	0.002/0.004
	Orange	10	ZBW9353	0.002/0.004
	Blue	10	ZBW9363	0.002/0.004
<b>Lens caps for light sources with BA 9s base fitting</b>				
Pilot lights	White	10	ZBV011	0.002/0.004
	Green	10	ZBV013	0.002/0.004
	Red	10	ZBV014	0.002/0.004
	Orange	10	ZBV015	0.002/0.004
	Blue	10	ZBV016	0.002/0.004
	Clear	10	ZBV017	0.002/0.004
Illuminated pushbuttons, with flush push	White	10	ZBW911	0.002/0.004
	Green	10	ZBW913	0.002/0.004
	Red	10	ZBW914	0.002/0.004
	Orange	10	ZBW915	0.002/0.004
	Blue	10	ZBW916	0.002/0.004
	Clear	10	ZBW917	0.002/0.004
Illuminated pushbuttons, with projecting push	White	10	ZBW931	0.002/0.004
	Green	10	ZBW933	0.002/0.004
	Red	10	ZBW934	0.002/0.004
	Orange	10	ZBW935	0.002/0.004
	Blue	10	ZBW936	0.002/0.004
	Clear	10	ZBW937	0.002/0.004

(1) Clear, green, red, orange, or blue.

# Control and signaling units

## Harmony XB4 metal

### 8 x 27 mm legends with 30 x 40 mm legend holders



30 x 40 mm legend holders (flush mounting with bezel) for 8 x 27 mm legends (1)						
Description	Legend		Sold in lots of	Unit reference		Weight kg/lb
	Background color	Marking				
Without legend	–	–	10	ZBZ34	–	0.003/0.007
With blank legend	Black or red	–	10	ZBY2H101	–	0.004/0.009
	White or yellow	–	10	ZBY4H101	–	0.004/0.009



Standard 30 x 40 mm legend holders for 8 x 27 mm legends (1)								
Description	Legend		Sold in lots of	Unit reference		Weight kg/lb		
	Color	Marking		For black bezel	For gray bezel (4) (5)			
Without legend	–	–	10	ZBZ32	ZBZ32C0	0.001/0.002		
With blank legend (for engraving)	Black or red	–	10	ZBY2101	ZBY2101C0	0.002/0.004		
	White or yellow	–	10	ZBY4101	ZBY4101C0	0.002/0.004		
With 8 x 27 mm/ 0.315 x 1.063 in. legend (with international marking)	Black or red (2)	O (black background)	10	ZBY2146	–	0.002/0.004		
		O (red background)	10	ZBY2931	–	0.002/0.004		
		I	10	ZBY2147	–	0.002/0.004		
		II	10	ZBY2148	–	0.002/0.004		
		O-I	10	ZBY2178	ZBY2178C0	0.002/0.004		
		I-II	10	ZBY2179	–	0.002/0.004		
		I-O-II	10	ZBY2186	ZBY2186C0	0.002/0.004		
		AUTO	10	ZBY2115	–	0.002/0.004		
		STOP	10	ZBY2304	ZBY2304C0	0.002/0.004		
		Yellow	⚠	10	ZBY4140 (3)	–	0.002/0.004	
		With 8 x 27 mm/ 0.315 x 1.063 in. legend (with French language marking)	Black or red (2)	ARRET (red background)	10	ZBY2104	ZBY2104C0	0.002/0.004
				ARRET (black background)	10	ZBY0104	–	0.002/0.004
				ARRET GENERAL	10	ZBY2129	–	0.002/0.004
ARRET REARMEMENT	10			ZBY2133	–	0.002/0.004		
ARRET-MARCHE	10			ZBY2166	ZBY2166C0	0.002/0.004		
ARRIERE	10			ZBY2106	–	0.002/0.004		
AUTO CYCLE-CYCLE	10			ZBY2198	–	0.002/0.004		
AUTO CYCLE-MAIN	10			ZBY2199	–	0.002/0.004		
AUTO-MAIN	10			ZBY2164	–	0.002/0.004		
AUTO-O-MAIN	10			ZBY2185	–	0.002/0.004		
AVANT	10			ZBY2105	–	0.002/0.004		
AVANT-O-ARRIERE	10			ZBY2184	–	0.002/0.004		
C-P-C-NORMAL	10			ZBY2165	–	0.002/0.004		
CYCLE-MAIN	10			ZBY2197	–	0.002/0.004		
DECLenchement	10			ZBY2132	–	0.002/0.004		
DEFAULT (black background)	10			ZBY2134	–	0.002/0.004		
DEFAULT (red background)	10			ZBY2135	–	0.002/0.004		
DEPART CYCLE	10			ZBY2195	–	0.002/0.004		
DESCENTE	10			ZBY2108	–	0.002/0.004		
DROITE	10			ZBY2109	–	0.002/0.004		
ENCLenchement	10			ZBY2131	–	0.002/0.004		
EN SERVICE	10			ZBY2111	–	0.002/0.004		
FERMETURE	10			ZBY2114	–	0.002/0.004		
GAUCHE	10			ZBY2110	–	0.002/0.004		
HORS SERVICE	10			ZBY2112	–	0.002/0.004		
HORS-EN	10			ZBY2167	–	0.002/0.004		
LENT	10			ZBY2127	–	0.002/0.004		
MAIN	10			ZBY2116	–	0.002/0.004		
MARCHE	10	ZBY2103	ZBY2103C0	0.002/0.004				
MONTEE	10	ZBY2107	–	0.002/0.004				
Ouverture	10	ZBY2113	–	0.002/0.004				
PHASE/PHASE	10	ZBY2196	–	0.002/0.004				
REARMEMENT (red background)	10	ZBY2123	–	0.002/0.004				
REARMEMENT (black background)	10	ZBY0123	–	0.002/0.004				
SOUS TENSION	10	ZBY2126	–	0.002/0.004				
VITE	10	ZBY2128	–	0.002/0.004				
Red	ARRET D'URGENCE	10	ZBY2130 (3)	–	0.002/0.004			



(1) For legends, see pages 95 to 97.  
 (2) "Start" functions: white letters on black background. "Stop" functions: white letters on red background (unless otherwise specified above).  
 (3) For compliance with standard EN/ISO 13850, paragraph 4.4.6, the Emergency Stop function logo ⚠ has been added.  
 (4) For white color plated bezel replace C0 with C1, and for other color plated bezels using the web customization tool, see page 5.  
 (5) To add customized markings on these references using the web customization tool, see page 5.

# Control and signaling units

## Harmony XB4 metal

### 8 x 27 mm legends with 30 x 40 mm legend holders

Standard 30 x 40 mm legend holders with 8 x 27 mm legends (continued)						
Description	Legend		Sold in lots of	Reference		Weight kg/lb
	Color	Marking		For black bezel	For gray bezel (3) (4)	
<b>With legend</b> (with English language marking)	Black or red background (1)	AUTO-HAND	10	ZBY2364	–	0.002/0.004
		AUTO-O-HAND	10	ZBY2385	–	0.002/0.004
		CLOSE	10	ZBY2314	–	0.002/0.004
		DOWN	10	ZBY2308	–	0.002/0.004
		FAST	10	ZBY2328	–	0.002/0.004
		FORWARD	10	ZBY2305	–	0.002/0.004
		HAND	10	ZBY2316	–	0.002/0.004
		HAND-OFF-AUTO	10	ZBY2387	–	0.002/0.004
		INCH	10	ZBY2321	–	0.002/0.004
		LEFT	10	ZBY2310	–	0.002/0.004
		OFF	10	ZBY2312	–	0.002/0.004
		OFF-ON	10	ZBY2367	ZBY2367C0	0.002/0.004
		ON	10	ZBY2311	–	0.002/0.004
		OPEN	10	ZBY2313	–	0.002/0.004
		POWER ON	10	ZBY2326	–	0.002/0.004
		RESET (red background)	10	ZBY2323	–	0.002/0.004
		RESET (black background)	10	ZBY2322	–	0.002/0.004
		REVERSE	10	ZBY2306	–	0.002/0.004
		RIGHT	10	ZBY2309	–	0.002/0.004
		RUN	10	ZBY2334	–	0.002/0.004
		SLOW	10	ZBY2327	–	0.002/0.004
		START	10	ZBY2303	ZBY2303C0	0.002/0.004
		STOP-START	10	ZBY2366	–	0.002/0.004
		UP	10	ZBY2307	–	0.002/0.004
	Red background	EMERGENCY STOP	10	ZBY2330 (2)	–	0.002/0.004
<b>With legend</b> (with German language marking)	Black or red background (1)	AB	10	ZBY2208	–	0.002/0.004
		AUF	10	ZBY2207	–	0.002/0.004
		AUS	10	ZBY2204	–	0.002/0.004
		AUS-EIN	10	ZBY2266	–	0.002/0.004
		AUS-IN BETRIEB	10	ZBY2267	–	0.002/0.004
		AUS-RÜCKSTELLUNG	10	ZBY2233	–	0.002/0.004
		AUSSCHALTEN	10	ZBY2232	–	0.002/0.004
		AUTO-HAND	10	ZBY2364	–	0.002/0.004
		AUTO-O-HAND	10	ZBY2385	–	0.002/0.004
		AUTOZYKL-HAND	10	ZBY2299	–	0.002/0.004
		AUTOZYKL- 1 ZYKL	10	ZBY2298	–	0.002/0.004
		C-P-C-NORMAL	10	ZBY2265	–	0.002/0.004
		EIN	10	ZBY2203	–	0.002/0.004
		EINSCHALTEN	10	ZBY2231	–	0.002/0.004
		HAND	10	ZBY2316	–	0.002/0.004
		LANGSAM	10	ZBY2227	–	0.002/0.004
		LINKS	10	ZBY2210	–	0.002/0.004
		NOT-AUS (red background)	10	ZBY2230	–	0.002/0.004
		ÖFFNEN	10	ZBY2213	–	0.002/0.004
		RECHTS	10	ZBY2209	–	0.002/0.004
		RÜCKSTELLUNG	10	ZBY2223	–	0.002/0.004
		SCHLIESSEN	10	ZBY2214	–	0.002/0.004
		SCHNELL	10	ZBY2228	–	0.002/0.004
		SPANNUNG EIN	10	ZBY2226	–	0.002/0.004
		STEUERUNG AUS	10	ZBY2212	–	0.002/0.004
		STEUERUNG EIN	10	ZBY2211	–	0.002/0.004
		STÖRUNG (black background)	10	ZBY2234	–	0.002/0.004
		STÖRUNG (red background)	10	ZBY2235	–	0.002/0.004
		VOR	10	ZBY2205	–	0.002/0.004
		VOR-O-ZURÜCK	10	ZBY2284	–	0.002/0.004
		ZURÜCK	10	ZBY2206	–	0.002/0.004
		ZYKLUS-HAND	10	ZBY2297	–	0.002/0.004
		ZYKLUSSTART	10	ZBY2295	–	0.002/0.004
			Red background	NOT-HALT	10	ZBY2229 (2)
	Yellow background	NOT-HALT	10	ZBY22420001 (2)	–	0.002/0.004

(1) "Start" functions: white letters on black background. "Stop" functions: white letters on red background (unless otherwise specified above).

(2) For compliance with standard EN/ISO 13850, paragraph 4.4.6, the Emergency Stop function logo  has been added.

(3) For white color plated bezel replace C0 with C1, and for other color plated bezels using the web customization tool, see page 5.

(4) To add customized markings on these references using the web customization tool, see page 5.

XB5\_CP19007



ZBY2303

XB5\_CP19008



ZBY2228

# Control and signaling units

## Harmony XB4 metal

### 30 x 40 mm legend plates

XB5\_CP19019



ZBYP2101

XB5\_CP19023



ZBYM2303


#### Standard 30 x 40 mm legend plates

Description	Marking (3)	Sold in lots of	Unit Reference		Weight kg/lb
			For black bezel	For gray bezel (1) (2)	
<b>Legend plate, plastic</b>	-	10	<b>ZBYP2101</b>	<b>ZBYP2101C0</b>	0.001/0.002
	O-I	10	<b>ZBYP2178</b>	<b>ZBYP2178C0</b>	0.001/0.002
	STOP	10	<b>ZBYP2304</b>	<b>ZBYP2304C0</b>	0.001/0.002
	START	10	<b>ZBYP2303</b>	<b>ZBYP2303C0</b>	0.001/0.002
	MARCHE	10	<b>ZBYP2103</b>	<b>ZBYP2103C0</b>	0.001/0.002
	I-O-II	10	<b>ZBYP2186</b>	<b>ZBYP2186C0</b>	0.001/0.002
	OFF-ON	10	<b>ZBYP2367</b>	<b>ZBYP2367C0</b>	0.001/0.002
	ARRET-MARCHE	10	<b>ZBYP2166</b>	<b>ZBYP2166C0</b>	0.001/0.002
	ARRET	10	<b>ZBYP2104</b>	<b>ZBYP2104C0</b>	0.001/0.002
<b>Legend plate, metal</b>	-	10	<b>ZBYM2101</b>	-	0.004/0.009
	O-I	10	<b>ZBYM2178</b>	-	0.004/0.009
	STOP	10	<b>ZBYM2304</b>	-	0.004/0.009
	START	10	<b>ZBYM2303</b>	-	0.004/0.009
	MARCHE	10	<b>ZBYM2103</b>	-	0.004/0.009
	I-O-II	10	<b>ZBYM2186</b>	-	0.004/0.009
	OFF-ON	10	<b>ZBYM2367</b>	-	0.004/0.009
	ARRET-MARCHE	10	<b>ZBYM2166</b>	-	0.004/0.009
	ARRET	10	<b>ZBYM2104</b>	-	0.004/0.009

(1) For white color plated bezel replace C0 by C1, and for other color plated bezel through web customization tool, see [page 5](#).

(2) To add customized markings on these references through web customization tool, see [page 5](#).

(3) Black marking for metal references, white marking for standard references.

8 x 27 mm marked legends for 30 x 40 mm legend holders ZBZ32 and ZBZ34						
Language	Background color	Marking	Sold in lots of	Reference	Weight kg/lb	
Without	Black or red	–	10	ZBY0101 (3)	0.001/0.002	
	White or yellow	–	10	ZBY0102 (3)	0.001/0.002	
International	Black or red (1)	O (black background)	10	ZBY02146	0.001/0.002	
		O (red background)	10	ZBY02931	0.001/0.002	
		I	10	ZBY02147	0.001/0.002	
		II	10	ZBY02148	0.001/0.002	
		O-I	10	ZBY02178	0.001/0.002	
		I-II	10	ZBY02179	0.001/0.002	
		I-O-II	10	ZBY02186	0.001/0.002	
		AUTO	10	ZBY02115	0.001/0.002	
		STOP	10	ZBY02304	0.001/0.002	
		Yellow		10	ZBY0140 (2)	0.001/0.002
	French	Black or red (1)	ARRET (red background)	10	ZBY02104	0.001/0.002
			ARRET (black background)	10	ZBY00104	0.001/0.002
			ARRET GENERAL	10	ZBY02129	0.001/0.002
ARRET REARMEMENT			10	ZBY02133	0.001/0.002	
ARRET-MARCHE			10	ZBY02166	0.001/0.002	
ARRIERE			10	ZBY02106	0.001/0.002	
AUTO CYCLE-CYCLE			10	ZBY02198	0.001/0.002	
AUTO CYCLE-MAIN			10	ZBY02199	0.001/0.002	
AUTO-MAIN			10	ZBY02164	0.001/0.002	
AUTO-O-MAIN			10	ZBY02185	0.001/0.002	
AVANT			10	ZBY02105	0.001/0.002	
AVANT-O-ARRIERE			10	ZBY02184	0.001/0.002	
C-P-C-NORMAL			10	ZBY02165	0.001/0.002	
CYCLE-MAIN			10	ZBY02197	0.001/0.002	
DECLENCHEMENT			10	ZBY02132	0.001/0.002	
DEFAUT (black background)			10	ZBY02134	0.001/0.002	
DEFAUT (red background)			10	ZBY02135	0.001/0.002	
DEPART CYCLE			10	ZBY02195	0.001/0.002	
DESCENTE			10	ZBY02108	0.001/0.002	
DROITE			10	ZBY02109	0.001/0.002	
ENCLENCHEMENT			10	ZBY02131	0.001/0.002	
EN SERVICE			10	ZBY02111	0.001/0.002	
FERMETURE			10	ZBY02114	0.001/0.002	
GAUCHE			10	ZBY02110	0.001/0.002	
HORS SERVICE			10	ZBY02112	0.001/0.002	
HORS-EN			10	ZBY02167	0.001/0.002	
LENT			10	ZBY02127	0.001/0.002	
MAIN			10	ZBY02116	0.001/0.002	
MARCHE			10	ZBY02103	0.001/0.002	
MONTEE			10	ZBY02107	0.001/0.002	
OUVERTURE			10	ZBY02113	0.001/0.002	
PHASE/PHASE			10	ZBY02196	0.001/0.002	
REARMEMENT (red background)			10	ZBY02123	0.001/0.002	
REARMEMENT (black background)	10	ZBY00123	0.001/0.002			
SOUS TENSION	10	ZBY02126	0.001/0.002			
VITE	10	ZBY02128	0.001/0.002			
Red	ARRET D'URGENCE	10	ZBY02130 (2)	0.001/0.002		

(1) "Start" functions: white letters on black background. "Stop" functions: white letters on red background (unless otherwise specified above)

(2) For compliance with standard EN/ISO 13850, paragraph 4.4.6, the Emergency Stop function logo  has been added.

(3) To add customized markings on these references using the web customization tool, see page 5.

DG121137



ZBY02931

DFE40629



ZBY0140

DG121117



ZBY02104

DG121279


START

ZBY02303

**8 x 27 mm marked legends (for 30 x 40 mm legend holders ZBZ32 and ZBZ34) (3)**  
(continued)

Language	Background color	Marking	Sold in lots of	Unit reference	Weight kg/lb
English	Black or red (1)	AUTO-HAND	10	ZBY02364	0.001/0.002
		AUTO-O-HAND	10	ZBY02385	0.001/0.002
		CLOSE	10	ZBY02314	0.001/0.002
		DOWN	10	ZBY02308	0.001/0.002
		FAST	10	ZBY02328	0.001/0.002
		FORWARD	10	ZBY02305	0.001/0.002
		HAND	10	ZBY02316	0.001/0.002
		HAND-OFF-AUTO	10	ZBY02387	0.001/0.002
		INCH	10	ZBY02321	0.001/0.002
		LEFT	10	ZBY02310	0.001/0.002
		OFF	10	ZBY02312	0.001/0.002
		OFF-ON	10	ZBY02367	0.001/0.002
		ON	10	ZBY02311	0.001/0.002
		OPEN	10	ZBY02313	0.001/0.002
		POWER ON	10	ZBY02326	0.001/0.002
		RESET (red background)	10	ZBY02323	0.001/0.002
		RESET (black background)	10	ZBY02322	0.001/0.002
		REVERSE	10	ZBY02306	0.001/0.002
		RIGHT	10	ZBY02309	0.001/0.002
		RUN	10	ZBY02334	0.001/0.002
		SLOW	10	ZBY02327	0.001/0.002
		START	10	ZBY02303	0.001/0.002
		STOP-START	10	ZBY02366	0.001/0.002
UP	10	ZBY02307	0.001/0.002		
Red		EMERGENCY STOP	10	ZBY02330 (2)	0.001/0.002

(1) "Start" functions: white letters on black background. "Stop" functions: white letters on red background (unless otherwise specified above).

(2) For compliance with standard EN/ISO 13850, paragraph 4.4.6, the Emergency Stop function logo  has been added.

(3) To add customized markings on these references using the web customization tool, see page 5.



# Control and signaling units

## Harmony XB4 metal

### Legends 8 x 27 mm


DG 121264



ZBY02228

8 x 27 mm marked legends (for 30 x 40 mm legend holders ZBZ32 and ZBZ34) (continued) (3)					
Language	Background color	Marking	Sold in lots of	Unit reference	Weight kg/lb
German	Black or red (1)	AB	10	ZBY02208	0.001/0.002
		AUF	10	ZBY02207	0.001/0.002
		AUS	10	ZBY02204	0.001/0.002
		AUS-EIN	10	ZBY02266	0.001/0.002
		AUS-IN BETRIEB	10	ZBY02267	0.001/0.002
		AUS-RÜCKSTELLUNG	10	ZBY02233	0.001/0.002
		AUSSCHALTEN	10	ZBY02232	0.001/0.002
		AUTO-HAND	10	ZBY02364	0.001/0.002
		AUTO-O-HAND	10	ZBY02385	0.001/0.002
		AUTOZYKL-HAND	10	ZBY02299	0.001/0.002
		AUTOZYKL- 1 ZYKL	10	ZBY02298	0.001/0.002
		C-P-C-NORMAL	10	ZBY02265	0.001/0.002
		EIN	10	ZBY02203	0.001/0.002
		EINSCHALTEN	10	ZBY02231	0.001/0.002
		HAND	10	ZBY02316	0.001/0.002
		LANGSAM	10	ZBY02227	0.001/0.002
		LINKS	10	ZBY02210	0.001/0.002
		NOT-AUS (red background)	10	ZBY02230	0.001/0.002
		ÖFFNEN	10	ZBY02213	0.001/0.002
		RECHTS	10	ZBY02209	0.001/0.002
		RÜCKSTELLUNG	10	ZBY02223	0.001/0.002
		SCHLIESSEN	10	ZBY02214	0.001/0.002
		SCHNELL	10	ZBY02228	0.001/0.002
		SPANNUNG EIN	10	ZBY02226	0.001/0.002
		STEUERUNG AUS	10	ZBY02212	0.001/0.002
		STEUERUNG EIN	10	ZBY02211	0.001/0.002
		STÖRUNG (black background)	10	ZBY02234	0.001/0.002
		STÖRUNG (red background)	10	ZBY02235	0.001/0.002
		VOR	10	ZBY02205	0.001/0.002
		VOR-O-ZURÜCK	10	ZBY02284	0.001/0.002
		ZURÜCK	10	ZBY02206	0.001/0.002
		ZYKLUS-HAND	10	ZBY02297	0.001/0.002
ZYKLUSSTART	10	ZBY02295	0.001/0.002		
Red		NOT-HALT	10	ZBY02229 (2)	0.001/0.002
Yellow		NOT-HALT	10	ZBY022420001 (2)	0.001/0.002

814309



ZBY4100

Sheets of peel-off legends (with backing board and protective transparent cover)				
Description	For use with	Sold in lots of	Unit reference	Weight kg/lb
Sheet of 76 legends Ø 8 x 27 mm/ 0.315 x 1.063 in.	Ø 30 x 40 mm/1.181 x 1.575 in. legend holder ZBZ32 and ZBZ34	10	ZBY4100	0.043/0.095

(1) "Start" functions: white letters on black background. "Stop" functions: white letters on red background (unless otherwise specified above).

(2) For compliance with standard EN/ISO 13850, paragraph 4.4.6, the Emergency Stop function logo  has been added.

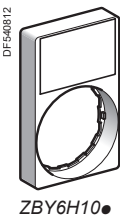
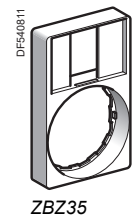
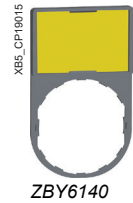
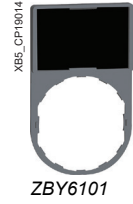
(3) To add customized markings on these references using the web customization tool, see [page 5](#).

# Control and signaling units

## Harmony XB4 metal

Legend holders for 18 x 27 mm legends

18 x 27 mm legends for engraving



Standard 30 x 50 mm legend holders for 18 x 27 mm legends (2)					
Description	Background color	Sold in lots of	Unit reference		Weight kg/lb
			For black bezel	For gray bezel (3)	
Without legend	–	10	ZBZ33	ZBZ33C0	0.001/0.002
With blank legend	Black or red	10	ZBY6101	ZBY6101C0	0.002/0.004
	White or yellow	10	ZBY6102	ZBY6102C0	0.002/0.004
	Yellow	10	ZBY6140 (1)	–	0.002/0.004

30 x 50 mm legend holder (flush mounting with bezel) for 18 x 27 mm legends					
Description	Background color	Sold in lots of	Unit reference		Weight kg/lb
			For black bezel	For gray bezel (3)	
Without legend	–	10	ZBZ35	–	0.003/0.007
With blank legend	Black or red	10	ZBY6H101	–	0.004/0.009
	White or yellow	10	ZBY6H102	–	0.004/0.009

30 x 50 mm legend plates					
Description	Sold in lots of	Unit reference		Weight kg/lb	
		For black bezel	For gray bezel (3)		
Legend plate, plastic (2)	10	ZBYP6101	ZBYP6101C0	0.001/0.002	
Legend plate, metal	10	ZBYM6101	–	0.006/0.013	

18 x 27 mm legends for engraving for 30 x 50 mm legend holders						
Description	Language	Marking	Sold in lots of	Unit reference		Weight kg/lb
				For black bezel	For gray bezel (3)	
Black or red background	–	Without	10	ZBY5101	–	0.001/0.002
White or yellow background	–	Without	10	ZBY5102	–	0.001/0.002
Yellow background	International		10	ZBY5140 (1)	–	0.001/0.002
	French	ARRET D'URGENCE	10	ZBY55130 (1)	–	0.001/0.002
	English	EMERGENCY STOP	10	ZBY55330 (1)	–	0.001/0.002

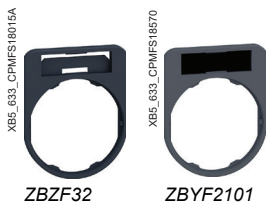
18 x 27 mm legends for engraving for 30 x 50 mm legend holders					
Description	For use with	Sold in lots of	Unit reference		Weight kg/lb
			For black bezel	For gray bezel (3)	
Sheet of 40 18 x 27 mm/ 0.709 x 1.063 in. legends	30 x 50 mm/ 1.181 x 1.968 in. legend holder ZBZ33 and ZBZ35	10	ZBY5100	–	0.044/0.097

(1) For compliance with standard EN/ISO 13850, paragraph 4.4.6, the Emergency Stop function logo has been added.  
 (2) For white color plated bezel replace C0 with C1, and for other color plated bezels using the web customization tool, see page 5.  
 (3) To add customized markings on these references using the web customization tool, see page 5.

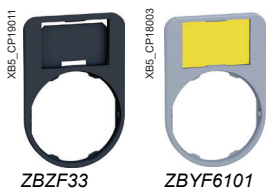
# Control and signaling units

## Harmony XB4 metal

### Legend holders for flush mounted heads



Standard 40 x 50 mm legend holders for 8 x 27 mm legends - for flush mounted heads						
Description	Color	Sold in lots of	Unit reference		Weight kg/lb	
			For black bezel	For gray bezel (2)(3)		
Without legend	–	10	ZBZF32	–	0.001/0.002	
With blank legend (for engraving)	Black or red	10	ZBYF2101	ZBYF2101C0	0.002/0.004	
	White or yellow	10	ZBYF4101	ZBYF4101C0	0.002/0.004	
With 8 x 27 mm/ 0.315 x 1.063 in. legend (with international marking)	Black or red (1)	O-I	10	ZBYF2178	ZBYF2178C0	0.003/0.007
		STOP	10	ZBYF2304	ZBYF2304C0	0.003/0.007
		START (in white)	10	ZBYF2303	ZBYF2303C0	0.003/0.007
		MARCHE	10	ZBYF2103	ZBYF2103C0	0.003/0.007
		I-O-II	10	ZBYF2186	ZBYF2186C0	0.003/0.007
		OFF-ON	10	ZBYF2367	ZBYF2367C0	0.003/0.007
ARRET-MARCHE	10	ZBYF2166	ZBYF2166C0	0.003/0.007		



Standard 40 x 60 mm legend holders for 18 x 27 mm legends - for flush mounted heads					
Description	Color	Sold in lots of	Unit reference		Weight kg/lb
			For black bezel	For gray bezel (2)(3)	
Without legend	–	10	ZBZF33	–	0.001/0.002
With blank legend (for engraving)	Black or red	10	ZBYF6101	ZBYF6101C0	0.002/0.004
	White or yellow	10	ZBYF6102	ZBYF6102C0	0.002/0.004



Standard 40 x 50 mm legend plate - for flush mounted heads						
Description	Color	Marking (4)	Sold in lots of	Unit reference		Weight kg/lb
				For black bezel	For gray bezel (2)(3)	
Legend plate, plastic	–	–	10	ZBYFP2101	ZBYFP2101C0	0.003/0.007
		O-I	10	ZBYFP2178	ZBYFP2178C0	0.003/0.007
		STOP	10	ZBYFP2304	ZBYFP2304C0	0.003/0.007
		START	10	ZBYFP2303	ZBYFP2303C0	0.003/0.007
		MARCHE	10	ZBYFP2103	ZBYFP2103C0	0.003/0.007
		I-O-II	10	ZBYFP2186	ZBYFP2186C0	0.003/0.007
		OFF-ON	10	ZBYFP2367	ZBYFP2367C0	0.003/0.007
		ARRET-MARCHE	10	ZBYFP2166	ZBYFP2166C0	0.003/0.007
		ARRET	10	ZBYFP2104	ZBYFP2104C0	0.003/0.007

40 x 60 mm legend plate - for flush mounted heads						
Description	Color	Marking	Sold in lots of	Unit Reference		Weight kg/lb
				For black bezel	For gray bezel (2)(3)	
Legend plate, plastic	–	–	10	ZBYFP6101	ZBYFP6101C0	0.003/0.007

(1) "Start" functions: white letters on black background. "Stop" functions: white letters on red background (unless otherwise specified above).

(2) For white color plated bezel replace C0 with C1, and for other color plated bezels using the web customization tool, see page 5.

(3) To add customized markings on these references using the web customization tool, see page 5.

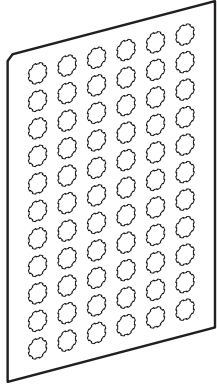
(4) Black marking for white color plated, white marking for black and gray color plated.

# Control and signaling units

## Harmony XB4 metal

Legends for insertion, printing, or pre-printed, circular  
Bellows for harsh environments

DF540813



ZBY1101

### Legends for XB5A pushbuttons, illuminated pushbuttons, and pilot lights

Description	Language	Marking	Sold in lots of	Unit reference	Weight kg/lb
Sheets of 66 circular peel-off, transparent, self-adhesive legends	–	Without	10	ZBY1101	0.017/0.037
Strips of 66 circular peel-off, transparent, self-adhesive legends	International	O	10	ZBY1146	0.017/0.037
		I	10	ZBY1147	0.017/0.037
		II	10	ZBY1148	0.017/0.037
		III	10	ZBY1149	0.017/0.037
		STOP	10	ZBY1304	0.017/0.037
		↑	10	ZBY1912	0.017/0.037
	French	ARRET	10	ZBY1104	0.017/0.037
		ARRIERE	10	ZBY1106	0.017/0.037
		AUTO	10	ZBY1115	0.017/0.037
		AVANT	10	ZBY1105	0.017/0.037
		DESCENTE	10	ZBY1108	0.017/0.037
MAIN		10	ZBY1116	0.017/0.037	
MARCHE		10	ZBY1103	0.017/0.037	
MONTEE		10	ZBY1107	0.017/0.037	
English	HAND	10	ZBY1316	0.017/0.037	
	OFF	10	ZBY1312	0.017/0.037	
	ON	10	ZBY1311	0.017/0.037	
	START	10	ZBY1303	0.017/0.037	
German	AB	10	ZBY1208	0.017/0.037	
	AUF	10	ZBY1207	0.017/0.037	
	AUS	10	ZBY1204	0.017/0.037	
	EIN	10	ZBY1203	0.017/0.037	
	ZU	10	ZBY1214	0.017/0.037	

107361



ZBZ48

### Bellows for harsh environments

Description	Material	Color	Sold in lots of	Reference	Weight kg/lb
Environments subject to humidity, dust, high-pressure cleaning, etc.	Silicone	Red	2	ZBZ48	0.009/0.020

# Control and signaling units

## Harmony XB4 metal

Illuminated rings and circular yellow legends for mushroom head pushbuttons

### Illuminated rings for mushroom head pushbuttons (1)

Description	Marking	Signaling	Supply voltage	Color	Sold in lots of	Reference	Weight kg/lb
Ø 60 mm/2.362 in. illuminated ring	-	Fixed, red	24 V ~	Yellow	1	ZBY9W2B101	0.031/0.068
	-	Fixed, red	120 V ~	Yellow	1	ZBY9W2G101	0.031/0.068
	-	Fixed, red	230 V ~	Yellow	1	ZBY9W2M101	0.031/0.068
	-	Fixed, red + white	24 V ~	Yellow	1	ZBY9W3B101	0.031/0.068

### Circular yellow legends for mushroom head pushbuttons

#### Used for "Emergency stop" function (1)

Diameter mm/in.	Conforming to standards	Marking on yellow background	Sold in lots of	Reference	Weight kg/lb
60/2.363	EN/IEC 60204-1	-	5	ZBY9121	0.007/0.015
		EMERGENCY STOP	5	ZBY9320	0.007/0.015
		ARRET D'URGENCE	5	ZBY9120	0.007/0.015
		NOT-HALT	5	ZBY9220	0.007/0.015
		PARADA DE EMERGENCIA	5	ZBY9420	0.007/0.015
		ARRESTO DI EMERGENZA	5	ZBY9620	0.007/0.015
90/3.543	EN/IEC 60204-1 and EN/ISO 13850	-	10	ZBY8140	0.008/0.018
		ARRET D'URGENCE	10	ZBY8130	0.008/0.018
		EMERGENCY STOP	10	ZBY8330	0.008/0.018
		NOT-HALT	10	ZBY8230	0.008/0.018
		PARADA DE EMERGENCIA	10	ZBY8430	0.008/0.018
		ARRESTO DE EMERGENZA	10	ZBY8630	0.008/0.018

#### Used for "Emergency switching off" function

60/2.362	EN/IEC 60204-1	-	10	ZBY9101	0.004/0.009
		COUPURE D'URGENCE	10	ZBY9160	0.004/0.009
		EMERGENCY SWITCHING OFF	10	ZBY9360	0.004/0.009
		NOT-AUS	10	ZBY9260	0.004/0.009
		DESCONEXION DE EMERGENCIA	10	ZBY9460	0.004/0.009
		INTERRUZIONE DI EMERGENZA	10	ZBY9660	0.004/0.009
90/3.543	EN/IEC 60204-1	-	10	ZBY8101	0.008/0.018
		COUPURE D'URGENCE	10	ZBY8160	0.008/0.018
		EMERGENCY SWITCHING OFF	10	ZBY8360	0.008/0.018
		NOT-AUS	10	ZBY8260	0.008/0.018
		DESCONEXION DE EMERGENCIA	10	ZBY8460	0.008/0.018
		INTERRUZIONE DI EMERGENZA	10	ZBY8660	0.008/0.018

PF131020




ZBY9320

XB4\_032\_CPF\_UR10301



ZBY9360


(1) For compliance with standard EN/ISO 13850, paragraph 4.4.6, the Emergency Stop function logo  has been added.

# Control and signaling units

## Harmony XB4 metal


### Legends panel

XB4\_632\_CPSVA18028



ZBYLEG304000

ZBYLEG201001



ZBYLEG201001

XB4\_632\_CPSVA18028



ZBYLEG304001

XB4\_632\_CPSVA18028



ZBYLEG503001

#### Legends panel (1)

Template size mm/in.	Unit reference	Weight kg/lb
<b>Unmarked templates</b>		
100 x 100/3.93 x 3.93	ZBYLEG101000	0.010/0.022
200 x 100/7.87 x 3.93	ZBYLEG201000	0.010/0.022
300 x 100/11.81 x 3.93	ZBYLEG301000	0.010/0.022
300 x 200/11.81 x 7.87	ZBYLEG302000	0.030/0.066
300 x 300/11.81 x 11.81	ZBYLEG303000	0.030/0.066
300 x 400/11.81 x 15.74	ZBYLEG304000	0.030/0.066
400 x 100/15.74 x 3.93	ZBYLEG401000	0.010/0.022
400 x 200/15.74 x 7.87	ZBYLEG402000	0.050/0.110
500 x 100/19.68 x 3.93	ZBYLEG501000	0.030/0.066
500 x 200/19.68 x 7.87	ZBYLEG502000	0.050/0.110
500 x 300/19.68 x 11.81	ZBYLEG503000	0.050/0.110
500 x 400/19.68 x 15.74	ZBYLEG504000	0.050/0.110
<b>Marked templates</b>		
100 x 100/3.93 x 3.93	ZBYLEG101001	0.010/0.022
200 x 100/7.87 x 3.93	ZBYLEG201001	0.010/0.022
300 x 100/11.81 x 3.93	ZBYLEG301001	0.010/0.022
300 x 200/11.81 x 7.87	ZBYLEG302001	0.030/0.066
300 x 300/11.81 x 11.81	ZBYLEG303001	0.030/0.066
300 x 400/11.81 x 15.74	ZBYLEG304001	0.030/0.066
400 x 100/15.74 x 3.93	ZBYLEG401001	0.010/0.022
400 x 200/15.74 x 7.87	ZBYLEG402001	0.050/0.110
500 x 100/19.68 x 3.93	ZBYLEG501001	0.030/0.066
500 x 200/19.68 x 7.87	ZBYLEG502001	0.050/0.110
500 x 300/19.68 x 11.81	ZBYLEG503001	0.050/0.110
500 x 400/19.68 x 15.74	ZBYLEG504001	0.050/0.110

(1) To add customized markings on these references using the web customization tool, see [page 5](#).

XB4\_632\_CPS(VA)18028



ZBY9W2B330


## Illuminated rings for Emergency stop (1)

Description	Marking	Signaling	Supply voltage	Color	Sold in lots of	Reference	Weight kg/lb
Ø 60 mm/2.362 in. illuminated ring for Emergency stop	EMERGENCY STOP	Fixed, red	24 V ~	Yellow	1	ZBY9W2B330	0.031/0.068
	ARRET D'URGENCE	Fixed, red	24 V ~	Yellow	1	ZBY9W2B130	0.031/0.068
	NOT HALT	Fixed, red	24 V ~	Yellow	1	ZBY9W2B230	0.031/0.068
	PARADA DE EMERGENCIA	Fixed, red	24 V ~	Yellow	1	ZBY9W2B430	0.031/0.068
	ARRESTO DI EMERGENZA	Fixed, red	24 V ~	Yellow	1	ZBY9W2B630	0.031/0.068
	-	Fixed, red	24 V ~	Yellow	1	ZBY9W2B140	0.031/0.068
	EMERGENCY STOP	Fixed, red	120 V ~	Yellow	1	ZBY9W2G330	0.031/0.068
	ARRET D'URGENCE	Fixed, red	120 V ~	Yellow	1	ZBY9W2G130	0.031/0.068
	NOT HALT	Fixed, red	120 V ~	Yellow	1	ZBY9W2G230	0.031/0.068
	PARADA DE EMERGENCIA	Fixed, red	120 V ~	Yellow	1	ZBY9W2G430	0.031/0.068
	ARRESTO DI EMERGENZA	Fixed, red	120 V ~	Yellow	1	ZBY9W2G630	0.031/0.068
	-	Fixed, red	120 V ~	Yellow	1	ZBY9W2G140	0.031/0.068
	EMERGENCY STOP	Fixed, red	230 V ~	Yellow	1	ZBY9W2M330	0.031/0.068
	ARRET D'URGENCE	Fixed, red	230 V ~	Yellow	1	ZBY9W2M130	0.031/0.068
	NOT HALT	Fixed, red	230 V ~	Yellow	1	ZBY9W2M230	0.031/0.068
	PARADA DE EMERGENCIA	Fixed, red	230 V ~	Yellow	1	ZBY9W2M430	0.031/0.068
	ARRESTO DI EMERGENZA	Fixed, red	230 V ~	Yellow	1	ZBY9W2M630	0.031/0.068
	-	Fixed, red	230 V ~	Yellow	1	ZBY9W2M140	0.031/0.068
	EMERGENCY STOP	Fixed, red + white	24 V ~	Yellow	1	ZBY9W3B330	0.031/0.068
	ARRET D'URGENCE	Fixed, red + white	24 V ~	Yellow	1	ZBY9W3B130	0.031/0.068
NOT HALT	Fixed, red + white	24 V ~	Yellow	1	ZBY9W3B230	0.031/0.068	
PARADA DE EMERGENCIA	Fixed, red + white	24 V ~	Yellow	1	ZBY9W3B430	0.031/0.068	
ARRESTO DI EMERGENZA	Fixed, red + white	24 V ~	Yellow	1	ZBY9W3B630	0.031/0.068	
-	Fixed, red + white	24 V ~	Yellow	1	ZBY9W3B140	0.031/0.068	

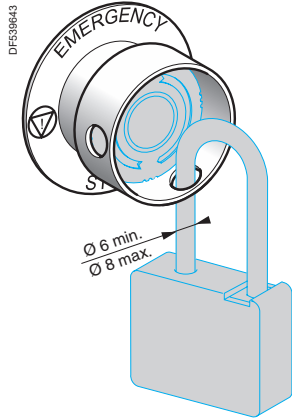
XB4\_632\_CPS(VA)18028



ZBY9W3B140

(1) For compliance with standard EN/ISO 13850, paragraph 4.4.6, the Emergency Stop function logo  has been added.





ZBZ3605



ZBY9330T



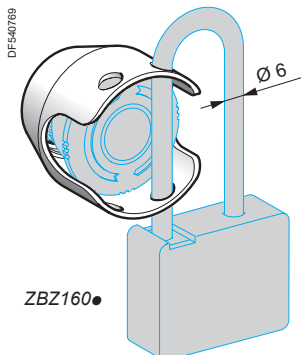
ZBY9360T

### Accessories for mushroom head pushbuttons

Description	Exclusive use with the following Ø 40 mm/1.575 in. trigger action pushbuttons	Color	Reference	Weight kg/lb
<b>Padlocking kit</b> (1) (2) For Emergency stop (3) and Emergency switching off function (4), (padlockable)	XB4BS844● XB4BS9445 ZB4BS844 ZB4BS944●	Yellow	<a href="#">ZBZ3605</a>	0.045/0.099

Description	Marking	Color	Sold in lots of	Reference	Weight kg/lb
Ø 60 mm/2.362 in. <b>legend for padlocking device ZBZ3605</b> For Emergency stop function (3)	Without	Yellow	10	<a href="#">ZBY9140T</a>	0.004/0.009
	ARRET D'URGENCE	Yellow	10	<a href="#">ZBY9130T</a>	0.004/0.009
	EMERGENCY STOP	Yellow	10	<a href="#">ZBY9330T</a>	0.004/0.009
	NOT-HALT	Yellow	10	<a href="#">ZBY9230T</a>	0.004/0.009
Ø 60 mm/2.362 in. <b>legend for padlocking device ZBY9360T</b> For Emergency switching off function (4)	Without	Yellow	10	<a href="#">ZBY9101T</a>	0.004/0.009
	COUPURE D'URGENCE	Yellow	10	<a href="#">ZBY9160T</a>	0.004/0.009
	EMERGENCY SWITCHING OFF	Yellow	10	<a href="#">ZBY9360T</a>	0.004/0.009
	NOT-AUS	Yellow	10	<a href="#">ZBY9260T</a>	0.004/0.009

- (1) Standard circular legends are not compatible with this product. Use special legends **ZBY9●●●T**.
- (2) No isolation function is possible when this guard is fitted.
- (3) For conformity with standards EN/IEC 60204-1 and EN/ISO 13850.
- (4) For conformity with standard EN/IEC 60204-1.



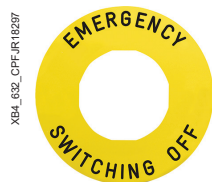

### Accessories for mushroom head pushbuttons

Description	Exclusive use with the following Ø 40 mm/1.575 in. trigger action pushbuttons	Color	Reference	Weight kg/lb
<b>Metal guards</b> For Emergency stop and Emergency switching off function Padlockable (1)	XB4BT8● XB4BS8● XB4BS9● ZB4BT8● ZB4BS8● ZB4BS9●	Chromium plated	ZBZ1600	0.046/0.101
		Black	ZBZ1602	0.046/0.101
		Red	ZBZ1604	0.046/0.101
		Yellow	ZBZ1605	0.046/0.101
		Blue	ZBZ1606	0.046/0.101



### Circular yellow legends for metal guard ZBZ160●


Description	Marking	Color	Sold in lots of	Reference	Weight kg/lb
<b>For Emergency stop function</b>					
Ø 60 mm/2.362 in. legend for metal guard ZBZ160●	Without	Yellow	10	ZBY9140M	0.004/0.009
	ARRET D'URGENCE	Yellow	10	ZBY9130M	0.004/0.009
	EMERGENCY STOP	Yellow	10	ZBY9330M	0.004/0.009
	NOT-HALT	Yellow	10	ZBY9230M	0.004/0.009
	PARADA DE EMERGENZA	Yellow	10	ZBY9430M	0.004/0.009
	NOODSTOP	Yellow	10	ZBY9530M	0.004/0.009
	ARRESTO DI EMERGENZA	Yellow	10	ZBY9630M	0.004/0.009
	NODSTOPP	Yellow	10	ZBY9730M	0.004/0.009
	NODSTOP	Yellow	10	ZBY9830M	0.004/0.009
	<b>For Emergency switching off function</b>				
Ø 60 mm/2.362 in. legend for metal guard ZBZ160●	Without	Yellow	10	ZBY9101M	0.004/0.009
	COUPURE D'URGENCE	Yellow	10	ZBY9160M	0.004/0.009
	EMERGENCY SWITCHING OFF	Yellow	10	ZBY9360M	0.004/0.009
	NOT-AUS	Yellow	10	ZBY9260M	0.004/0.009
	DESCONEXION DE EMERGENCIA	Yellow	10	ZBY9460M	0.004/0.009
	INTERRUZIONE DI EMERGENZA	Yellow	10	ZBY9660M	0.004/0.009



(1) No isolation function is possible when this guard is fitted.



ZBZ2102




ZB4BZ1905



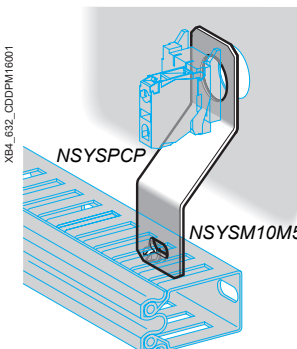
ZB4BZ2005



ZB4BZ64



ZBZ58



### Other accessories

Description	For use with	Color	Reference	Weight kg/lb
Plastic guard	Selector switches and key switches	Black	ZBZ2102	0.005/0.011
	Emergency stop and Emergency switching off function	Yellow Round guard 63.5 mm/ 2.5 in.	ZB4BZ1905	0.005/0.011
		Yellow Round guard 76.2 mm/ 3 in.	ZB4BZ2105	0.005/0.011
Padlockable flaps	Pushbuttons	Black	ZB4BZ62	0.076/0.168
		Red	ZB4BZ64	0.076/0.168
		Yellow	ZB4BZ65	0.076/0.168
		Blue	ZB4BZ66	0.076/0.168

Description	Material	For use with	Color	Sold in lots of	Unit reference	Weight kg/lb
Bellows seals for harsh environments (environments subject to humidity, dust, high-pressure cleaning, etc.) (1)	Silicone	Other functions	Black	2	ZBZ28	0.009/0.020
		Emergency stop/ switching off function	Yellow	2	ZBZ58	0.009/0.020

Description	Application	Sold in lots of	Unit reference	Weight kg/lb
Cable ducting support	Attached beneath head	10	NSYSPCP	0.030/0.066
M5 x 10 screw, with hexagonal slotted head	For attaching cable ducting	100	NSYSM10M5HP	0.003/0.007
Support	For pushbuttons, switches, and pilot lights	1	DX1AP52	0.160/0.353
Boot for contact block ZBE10● and ZBE10●3 (2)	For protection against dusty environment	1	ZBZ60	0.098/0.216

(1) Only when mounted on control stations. Use legends ZBY9●●●T.  
 (2) Restriction on use: Refer to the product instruction sheet on the Schneider Electric website, Harmony XB4 page.



ZB4SZ3



ZB4FBZ014




ZB4BZ007



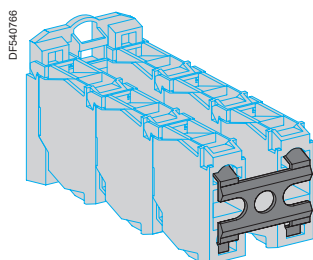
ZB4FBZ100



ZBSP2



ZB4BZ021

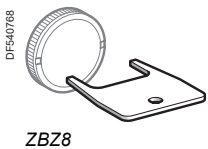
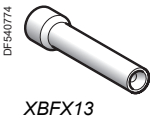


ZBZ007

## Other accessories (continued)

Description	For use with	Color	Sold in lots of	Unit reference	Weight kg/lb
Metal circular blanking plug (1)	Ø 22 mm/0.866 in. control and signaling units	Chromium plated	10	ZB4SZ3	0.023/0.051
		Black	10	ZB4SZ37	0.023/0.051
Flush mounted metal circular blanking plug	Ø 30 mm/1.181 in. flush mounted control and signaling units	Chromium plated	10	ZB4FSZ3	0.070/0.154
Plastic blanking plug (with fixing nut)	Ø 22 mm/0.866 in. control and signaling units	Black	10	ZB5SZ3	0.009/0.020
Metal ring for flush mounted Ø 30 mm/1.181 in. NEMA hole	Ø 30 mm/1.181 in. flush mounted control and signaling units	Chromium plated	10	ZB4FBZ014	0.012/0.027
Liquid spray protective washer to be fitted under the head	Ø 22 mm/0.866 in. control and signaling units	Chromium plated	10	ZB4BZ007	0.010/0.022
		Black	10	ZB4BZ0077	0.010/0.022
	Ø 30 mm/1.181 in. flush mounted control and signaling units	Chromium plated	10	ZB4FBZ007	0.003/0.006
Earth plate	Ø 30 mm/1.181 in. flush mounted control and signaling units	Chromium plated	10	ZB4FBZ100	0.007/0.0160
Spacer for metal flush offer	Ø 30 mm/1.181 in. flush mounted control and signaling units		10	ZB4FBZ010	0.003/0.006
Plastic protection cover IP65/IP67	Ø 22 mm/0.866 in. USB and RJ45 ports	Black	10	ZBSP1	0.002/0.004
Rigid plastic protection cover IP65/IP67	Ø 22 mm/0.866 in. USB and RJ45 ports	Transparent	1	ZBSP2	0.006/0.013
Metal protection cover IP65/IP67/IP69K	Ø 22 mm/0.866 in. USB and RJ45 ports	Silver	1	ZBSP3	0.010/0.022
Ø 30 mm/1.181 in. flush mounting kit for pushbuttons and pilot lights	ZB4B● pushbutton with head mounted flush with bezel	Chromium plated	1	ZB4BZ021	0.019/0.042
Ø 30 mm/1.181 in. flush mounting kit for selector switches and illuminated pushbuttons	ZB4B● pushbutton with head mounted flush with bezel	Chromium plated	1	ZB4BZ022	0.021/0.046
Ø 30 mm/1.181 in. flush mounting kit for pushbuttons and pilot lights	ZB4B● pushbutton with head mounted flush with bezel	Metal black	1	ZB4BZ0217	0.019/0.042
Ø 30 mm/1.181 in. flush mounting kit for selector switches and illuminated pushbuttons	ZB4B● pushbutton with head mounted flush with bezel	Metal black	1	ZB4BZ0227	0.021/0.046
Adapter (Ø 30 to Ø 22 mm/1.181 to 0.866 in. reducer)	All pushbuttons	Chromium plated	1	ZB4BZ012	0.023/0.051
Plastic clips	2 or 3 levels of ZBE10● contact blocks in high vibration environment	–	10	ZBZ007	0.001/0.002
Dummy contact block	ZBE10● contact blocks and ZBV5B transformer blocks	–	5	ZBE000	0.006/0.0123
Set of tabs for Faston connection	ZBE10● contact blocks and ZBV● light blocks	–	10	ZBZ003	0.001/0.002

(1) Body/fixing collar **ZB4BZ009** required for mounting to be ordered separately (see page 77).



## Bulbs with BA 9s base fitting and associated accessories

Description	Characteristics	Color	Sold in lots of	Unit reference	Weight kg/lb
LEDs	24 V ~	White	1	DL1CJ0241	0.002/0.004
		Green	1	DL1CJ0243	0.002/0.004
		Red	1	DL1CJ0244	0.002/0.004
		Orange	1	DL1CJ0245	0.002/0.004
		Blue	1	DL1CJ0246	0.002/0.004
	48 V ~	Green	1	DL1CJ0483	0.002/0.004
		Red	1	DL1CJ0484	0.002/0.004
		Orange	1	DL1CJ0485	0.002/0.004
	6 V - 1.2 W	White	1	DL1CD0061	0.002/0.004
		Green	1	DL1CD0063	0.002/0.004
		Red	1	DL1CD0064	0.002/0.004
		Orange	1	DL1CD0065	0.002/0.004
		Blue	1	DL1CD0066	0.002/0.004
Incandescent bulbs	6 V - 1.2 W	–	10	DL1CB006	0.002/0.004
	24 V - 2 W	–	10	DL1CE024	0.002/0.004
	120...130 V 2.4 W	–	10	DL1CE130	0.002/0.004
Neon bulbs	120...130 V	–	10	DL1CF110	0.002/0.004
	230...240 V	–	10	DL1CF220	0.002/0.004
Bulb extractor	–	–	1	XBFX13	0.005/0.011
Lens cap tightening tool	Illuminated pushbuttons, with flush push	–	1	ZBZ8	0.009/0.020

## Other accessories

Description	Characteristics	Sold in lots of	Unit reference	Weight kg/lb
Anti-rotation plate for flush mounted heads	For ZB4F selector switch heads	10	ZB5FAZ902	0.008/0.018



ZBG455



ZBDLU1



ZBG455P



ZBGP



ZBDD2

## Replacement keys

Description	Key number	Reference	Weight kg/lb
<b>For latching mushroom head pushbuttons and selector switches</b>			
Sets of 2 keys	455	ZBG455	0.013/0.029
	421E	ZBG421E	0.014/0.031
	458A	ZBG458A	0.014/0.031
	520E	ZBG520E	0.014/0.031
	3131A	ZBG3131A	0.014/0.031
	4A185	ZBDA185	0.014/0.031
	LU1	ZBDLU1	0.014/0.031
	LU2	ZBDLU2	0.014/0.031
	LU3	ZBDLU3	0.014/0.031
	LU4	ZBDLU4	0.014/0.031
	LU5	ZBDLU5	0.014/0.031
	LU6	ZBDLU6	0.014/0.031
	LU7	ZBDLU7	0.014/0.031
	LU8	ZBDLU8	0.014/0.031
	LU9	ZBDLU9	0.014/0.031
	LU10	ZBDLU10	0.014/0.031
	LU11	ZBDLU11	0.014/0.031
	LU12	ZBDLU12	0.014/0.031
	LU13	ZBDLU13	0.014/0.031
	LU14	ZBDLU14	0.014/0.031
	8D1	ZBD8D1	0.014/0.031
	Specific key	ZBGK (1)	0.014/0.031

## For booted selector switches

Sets of 2 keys, one of which is supplied booted (rubber boot)	455	ZBG455P	–
	421E	ZBG421EP	–
	458A	ZBG458AP	–
	520E	ZBG520EP	–
	3131A	ZBG3131AP	–

## Accessory for key switches (2)

Description	Function	Reference	Weight kg/lb
Keyhole cover (rubber boot)	Protection of lock barrel when no key inserted in lock	ZBGP	0.005/0.011

## Boot for standard handle

Description	For use with	Sold in lots of	Unit reference	Weight kg/lb
Boot for standard handle	ZB4BD●● and ZB5AD●●	10	ZBDD2	0.005/0.011

(1) Key number to be added when ordering.

(2) Not compatible with products with TEC10 key.



Product type	Pilot lights	Pushbuttons, selector switches, and pilot lights			Biometric switches	
						
						
						
						
<b>Description of range</b>	<ul style="list-style-type: none"> <li>LED pilot lights</li> </ul>	<ul style="list-style-type: none"> <li>Pushbuttons</li> <li>Multiple-headed pushbuttons</li> <li>Emergency Stop pushbuttons</li> <li>Selector switches and key switches</li> <li>Illuminated pushbuttons</li> <li>Pilot lights</li> <li>Flush mounted pushbuttons, selector switches, and pilot lights (1)</li> </ul>			<ul style="list-style-type: none"> <li>Fingerprint readers 24V ~</li> <li>Stand-alone biometric switches</li> <li>Stand-alone USB biometric switches</li> <li>USB biometric switches dedicated to Schneider HMI (2)</li> </ul>	
<b>Features</b>	<b>Products</b>	Monolithic, compact, low consumption	Complete units or sub-assemblies (body + head)			Monolithic
	<b>Bezel</b>	Double insulated	Double insulated (4)	Metal, chromium plated, or black	Double insulated	Double insulated, dark gray
	<b>Shape of head</b>	Circular	Circular, square, or rectangular	Circular	Circular or square	–
<b>Drilling or cut-out for fixing</b>		Ø 8 mm and Ø 12 mm/0.315 in. and 0.472 in.	Ø 16 mm/0.630 in.	Ø 22 mm/0.866 in. Ø 30 mm/1.181 in. (for flush mounted control and signaling units)	Ø 22 mm/0.866 in.	
<b>Degree of protection</b>	Conforming to IEC 60529	IP40 IP65 with seal	IP65	IP66, IP67, IP69, and IP69K	IP65 (control button)	
	Conforming to UL 508 and CSA C22-2 No. 14	–	Enclosure type 4, 4X, and 13			Enclosure type 12
<b>Cabling</b>		Tags for 2.8 x 0.5 mm/0.110 x 0.020 in. connectors or threaded connector	Faston connectors Solder pins for printed circuit boards (4) Fast connector socket (5)	Spring clamp terminal connections Screw clamp terminal connections Faston connectors Connector with adapter for printed circuit board	Cable or connectors	
<b>Mounting</b>	Panel thickness	1...8 mm/0.039...0.315 in.	1...6 mm/0.039...0.236 in.			
<b>Type references</b>		<b>XVLA</b>	<b>XB6, XB6E</b>	<b>XB4</b>	<b>XB5</b>	<b>XB5S</b>

(1) Flush mounted control and signaling units are available for Harmony XB4 and XB5 ranges only.  
 (2) Compatible with Magelis iPC, STU, OT, GXO, GT (except GT1000 series), GK, GH, and GTO models.  
 (3) Wireless and batteryless pushbutton and receiver ready-paired at the factory.

Wireless and batteryless pushbuttons	Pushbuttons, selector switches, and pilot lights	Joystick controllers	Pushbuttons, selector switches, and pilot lights	Cam switches
				
				
				
				
<ul style="list-style-type: none"> <li>Wireless and batteryless pushbuttons and rope pull switch</li> <li>Wireless receivers</li> <li>Harmony Hub</li> </ul>	<ul style="list-style-type: none"> <li>Pushbuttons</li> <li>Emergency Stop and Emergency switching off pushbuttons</li> <li>Selector switches and key switches</li> <li>Illuminated pushbuttons</li> <li>Pilot lights</li> </ul>	<ul style="list-style-type: none"> <li>2- or 4-direction</li> <li>Stay put or spring return</li> </ul>	<ul style="list-style-type: none"> <li>Pushbuttons</li> <li>Emergency Stop pushbuttons</li> <li>Selector switches and key switches</li> <li>Illuminated pushbuttons</li> <li>Pilot lights</li> </ul>	<ul style="list-style-type: none"> <li>Switches</li> <li>Stepping switches</li> <li>Reversing and changeover switches</li> <li>Ammeter switches</li> <li>Voltmeter switches</li> <li>Reversing switches</li> <li>Star-delta and reversing star-delta switches</li> <li>Pole change switches</li> </ul>
Ready-to-use packs (3) and "components" range	Monolithic	Complete units or sub-assemblies (body + head with lever)	Complete units or sub-assemblies (body + head)	Complete units or sub-assemblies (body + front panel+ head)
Metal, chromium plated, or double insulated, black	Double insulated, dark gray (or white for pilot lights)	Metal, chromium plated	Double insulated, black	Metal, chromium plated, or double insulated, black
Transmitter with circular head	Circular	Circular	Hexagonal	Square
Ø 22 mm/0.866 in.			Ø 30 mm/1.181 in.	Ø 16 or Ø 22 mm/0.630 or 0.866 in.: series K10 Ø 22 mm/0.866 in. and multifixing: series K1/K2 4 holes, 48 or 68 centers: series K30...K150
IP65	IP65 (control buttons and pilot lights) IP54 (Emergency switching off pushbuttons)	IP65	IP66	IP65: series K10 IP40, IP65 with seal: series K1/K2 IP40: series K30...K150
Enclosure type 12	Enclosure type 3 (pushbuttons and Emergency stop) and 4 (pilot lights)	Enclosure type 4, 4X and 13	Enclosure type 4 and 13 (9001K) Enclosure type 4, 4X, 13 (9001SK)	–
Wireless (transmitter) Through cable (receiver)	Screw and captive clamp terminal connections Faston clip connections (pilot lights)	Screw and captive clamp terminal connections		
1...6 mm/0.039...0.236 in.				0.5...6 mm/0.020...0.236 in. (depending on model)
<b>XB5R, XB4R</b>	<b>XB7</b>	<b>XD4PA</b>	<b>XD2GA</b>	<b>XD5PA</b>
		<b>9001K, 9001SK</b>	<b>K10, K1, K2, K30, K50, K63, K115, K150</b>	

(4) For Harmony XB6 only.  
 (5) For Harmony XB6E only.



<b>A</b>									
APE1C2150	83	XB4BD912R470K	72	XB4BV1	66	XB4FA42	34	XB4FW35M5	37
APE1C2250	83	XB4BD912R47K	72	XB4BV3	66	XB4FA4322	36	XB4FW36B5	37
APE1PRE21	83	XB4BD912R4K7	72	XB4BV4	66	XB4FA51	34	XB4FW36G5	37
		XB4BG03	56	XB4BV5	66	XB4FA61	34	XB4FW36M5	37
<b>D</b>		XB4BG21	56	XB4BV6	66	XB4FD21	60	XB5DSB	73
DL1CB006	110	XB4BG33	56	XB4BVG1	66	XB4FD25	60	XB5DSG	73
DL1CD0061	110	XB4BG41	56	XB4BVG3	66	XB4FD33	60	XB5DSM	73
DL1CD0063	110	XB4BG61	56	XB4BVG4	66	XB4FD41	60	XB5DT1S	73
DL1CD0064	110	XB4BJ21	55	XB4BVG5	66	XB4FD53	60	XB5DTB22	73
DL1CD0065	110	XB4BJ33	55	XB4BVG6	66	XB4FG03	62	XB5DTB23	73
DL1CD0066	110	XB4BJ53	55	XB4BVM1	66	XB4FG21	62	XB5DTB24	73
DL1CE024	110	XB4BK123B5	58	XB4BVM3	66	XB4FG33	62	XB5DTB25	73
DL1CE130	110	XB4BK123G5	58	XB4BVM4	66	XB4FG41	62	XB5DTGM2	73
DL1CF110	110	XB4BK123M5	58	XB4BVM5	66	XB4FG61	62	XB5DTGM3	73
DL1CF220	110	XB4BK124B5	58	XB4BVM6	66	XB4FJ21	61	XB5DTGM4	73
DL1CJ0241	110	XB4BK124G5	58	XB4BW21B5	69	XB4FJ33	61	XB5DTGM5	73
DL1CJ0243	110	XB4BK124M5	58	XB4BW21G5	69	XB4FJ53	61	XB5KS2B4	73
DL1CJ0244	110	XB4BK125B5	58	XB4BW23B5	69	XB4FK123B5	64	XB5KS2B8	73
DL1CJ0245	110	XB4BK125G5	58	XB4BW23G5	69	XB4FK123G5	64	XB5KS2G4	73
DL1CJ0246	110	XB4BK125M5	58	XB4BW24B5	69	XB4FK123M5	64	XB5KS2G8	73
DL1CJ0483	110	XB4BK133B5	58	XB4BW24G5	69	XB4FK124B5	64	XB5KS2M4	73
DL1CJ0484	110	XB4BK133G5	58	XB4BW25B5	69	XB4FK124G5	64	XB5KS2M8	73
DL1CJ0485	110	XB4BK133M5	58	XB4BW25G5	69	XB4FK124M5	64	XB5KSB	73
DX1AP52	108	XB4BK134B5	58	XB4BW26B5	69	XB4FK125B5	64	XB5KSG	73
		XB4BK134G5	58	XB4BW26G5	69	XB4FK125G5	64	XB5KSM	73
		XB4BK134M5	58	XB4BW28B5	69	XB4FK125M5	64	XB5PRJ45	73
<b>N</b>		XB4BK135B5	58	XB4BW28G5	69	XB4FK133B5	64	XB5PUSB3	73
NSYSM10M5HP	108	XB4BK135G5	58	XB4BW3135	33	XB4FK133G5	64	XBFX13	110
NSYSPCP	108	XB4BK135M5	58	XB4BW3145	33	XB4FK133M5	64	XBH1AA0G4	74
		XB4BL42	27	XB4BW3165	33	XB4FK134B5	64	XBH1AA0R4	74
<b>X</b>		XB4BL4325	29	XB4BW31B5	30	XB4FK134G5	64	XD4PA12	74
XB4BA11	26	XB4BL73415	40	XB4BW31G5	30	XB4FK134M5	64	XD4PA14	74
XB4BA21	26	XB4BP21	28	XB4BW31M5	30	XB4FK135B5	64	XD4PA22	74
XB4BA31	26	XB4BP31	28	XB4BW3335	33	XB4FK135G5	64	XD4PA24	74
XB4BA3311	29	XB4BP42	28	XB4BW3345	33	XB4FK135M5	64		
XB4BA3341	29	XB4BP51	28	XB4BW3365	33	XB4FL42	35	<b>Z</b>	
XB4BA3351	29	XB4BP61	28	XB4BW33B5	30	XB4FL4325	36	ZB2BE101	76
XB4BA42	26	XB4BS8442	44	XB4BW33G5	30	XB4FVB1	70	ZB2BE102	76
XB4BA4322	29	XB4BS8444	44	XB4BW33M5	30	XB4FVB3	70	ZB4BA0	26
XB4BA51	26	XB4BS84441	44	XB4BW3435	33	XB4FVB4	70	ZB4BA1	26
XB4BA61	26	XB4BS8445	44	XB4BW3445	33	XB4FVB5	70	ZB4BA131	29
XB4BA711237	41	XB4BS8446	44	XB4BW3465	33	XB4FVB6	70	ZB4BA133	29
XB4BA731327	41	XB4BS84462	44	XB4BW34B5	30	XB4FVG1	70	ZB4BA136	29
XB4BA821	72	XB4BS9445	44	XB4BW34G5	30	XB4FVG3	70	ZB4BA14	26
XB4BA822	72	XB4BT842	44	XB4BW34M5	30	XB4FVG4	70	ZB4BA141	29
XB4BA841	72	XB4BT845	44	XB4BW3535	33	XB4FVG5	70	ZB4BA142	29
XB4BA842	72	XB4BV31	68	XB4BW3545	33	XB4FVG6	70	ZB4BA145	29
XB4BA861	72	XB4BV33	68	XB4BW3565	33	XB4FVM1	70	ZB4BA16	28
XB4BA862	72	XB4BV34	68	XB4BW35B5	30	XB4FVM3	70	ZB4BA18	26
XB4BA921	72	XB4BV35	68	XB4BW35G5	30	XB4FVM4	70		31
XB4BA922	72	XB4BV41	68	XB4BW35M5	30	XB4FVM5	70	ZB4BA2	26
XB4BA941	72	XB4BV43	68	XB4BW36B5	30	XB4FVM6	70	ZB4BA232	29
XB4BA942	72	XB4BV44	68	XB4BW36G5	30	XB4FW31B5	37	ZB4BA233	29
XB4BA961	72	XB4BV45	68	XB4BW36M5	30	XB4FW31G5	37	ZB4BA234	29
XB4BA962	72	XB4BV5B1	68	XB4BW73731B5	40	XB4FW31M5	37	ZB4BA235	29
XB4BC21	42	XB4BV5B3	68	XB4BW73731G5	40	XB4FW33B5	37	ZB4BA24	26
XB4BD21	54	XB4BV5B4	68	XB4FA11	34	XB4FW33G5	37	ZB4BA245	29
XB4BD25	54	XB4BV5B5	68	XB4FA21	34	XB4FW33M5	37	ZB4BA26	28
XB4BD33	54	XB4BV5B6	68	XB4FA31	34	XB4FW34B5	37	ZB4BA3	26
XB4BD41	54	XB4BV61	68	XB4FA3311	36	XB4FW34G5	37	ZB4BA331	29
XB4BD53	54	XB4BV63	68	XB4FA3341	36	XB4FW34M5	37	ZB4BA333	29
XB4BD912R100K	72	XB4BV64	68	XB4FA3351	36	XB4FW35B5	37	ZB4BA334	29
XB4BD912R10K	72	XB4BV65	68			XB4FW35G5	37	ZB4BA335	29
XB4BD912R1K	72								

ZB4BA336	29	ZB4BC580	48	ZB4BH2	50	ZB4BL434	29	ZB4BV013S	67
ZB4BA34	26	ZB4BC6	42	ZB4BH3	50	ZB4BL435	29	ZB4BV01S	68
ZB4BA341	29	ZB4BC64	42	ZB4BH33	51	ZB4BL5	27	ZB4BV03	68
ZB4BA342	29	ZB4BC680	48	ZB4BH4	50	ZB4BL6	27	ZB4BV033	67
ZB4BA36	28	ZB4BC780	48	ZB4BH43	51	ZB4BL7340	40	ZB4BV033E	67
ZB4BA38	26	ZB4BC980	48	ZB4BH5	50	ZB4BL7341	40	ZB4BV033S	67
	31	ZB4BD2	54	ZB4BH53	51	ZB4BP1	28	ZB4BV03S	68
ZB4BA4	26	ZB4BD28	57	ZB4BH6	50	ZB4BP18	28	ZB4BV04	68
ZB4BA432	29	ZB4BD29	57	ZB4BH63	51	ZB4BP183	28	ZB4BV043	67
ZB4BA433	29	ZB4BD3	54	ZB4BH83	51	ZB4BP1S	28	ZB4BV043E	67
ZB4BA434	29	ZB4BD39	57	ZB4BJ2	55		92	ZB4BV043S	67
ZB4BA435	29	ZB4BD4	54	ZB4BJ3	55	ZB4BP2	28	ZB4BV04S	68
ZB4BA44	26	ZB4BD48	57	ZB4BJ4	55	ZB4BP2S	28	ZB4BV05	68
ZB4BA46	28	ZB4BD49	57	ZB4BJ5	55		92	ZB4BV053	67
ZB4BA48	26	ZB4BD5	54	ZB4BJ7	55	ZB4BP3	28	ZB4BV053E	67
	31	ZB4BD59	57	ZB4BJ8	55	ZB4BP38	28	ZB4BV053S	67
ZB4BA5	26	ZB4BD7	54	ZB4BK1213	59	ZB4BP383	28	ZB4BV05S	68
ZB4BA54	26	ZB4BD79	57	ZB4BK1233	59	ZB4BP3S	28	ZB4BV06	68
ZB4BA56	28	ZB4BD8	54	ZB4BK1243	59		92	ZB4BV063	67
ZB4BA58	26	ZB4BD89	57	ZB4BK1253	59	ZB4BP4	28	ZB4BV063E	67
	31	ZB4BD912	72	ZB4BK1263	59	ZB4BP48	28	ZB4BV063S	67
ZB4BA6	26	ZB4BD922	72	ZB4BK1283	59	ZB4BP483	28	ZB4BV06S	68
ZB4BA64	26	ZB4BG0	56	ZB4BK1313	59	ZB4BP4S	28	ZB4BV07	68
ZB4BA66	28	ZB4BG01	56	ZB4BK1333	59		92	ZB4BV07S	68
ZB4BA68	26	ZB4BG02	56	ZB4BK1343	58	ZB4BP5	28	ZB4BV083	67
	31	ZB4BG03	56		59	ZB4BP58	28	ZB4BV083E	67
ZB4BA71115	41	ZB4BG04	56	ZB4BK1353	59	ZB4BP583	28	ZB4BV083S	67
ZB4BA71123	41	ZB4BG05	56	ZB4BK1363	59	ZB4BP5S	28	ZB4BV156	89
ZB4BA71124	41	ZB4BG05TEC10	57	ZB4BK1383	59		92	ZB4BV18B1	87
ZB4BA7120	40	ZB4BG08	56	ZB4BK1413	59	ZB4BP6	28	ZB4BV18B3	87
ZB4BA7121	40	ZB4BG09	56	ZB4BK1433	59	ZB4BP68	28	ZB4BV18B4	87
ZB4BA72124	41	ZB4BG0TEC10	57	ZB4BK1443	59	ZB4BP683	28	ZB4BV18B5	87
ZB4BA73132	41	ZB4BG1	56	ZB4BK1453	59	ZB4BP6S	28	ZB4BV18B6	87
ZB4BA73133	41	ZB4BG2	56	ZB4BK1463	59		92	ZB4BV18G1	87
ZB4BA73134	41	ZB4BG2TEC10	57	ZB4BK1483	59	ZB4BR2	42	ZB4BV18G3	87
ZB4BA73135	41	ZB4BG3	56	ZB4BK1513	59	ZB4BR216	42	ZB4BV18G4	87
ZB4BA7340	40	ZB4BG3TEC10	57	ZB4BK1533	59	ZB4BR3	42	ZB4BV18G5	87
ZB4BA7341	40	ZB4BG4	56	ZB4BK1543	59	ZB4BR316	42	ZB4BV18G6	87
ZB4BA79	40	ZB4BG4TEC10	57	ZB4BK1553	59	ZB4BR4	42	ZB4BV18G6	87
ZB4BA791	41	ZB4BG5	56	ZB4BK1563	59	ZB4BR416	42	ZB4BV18M1	87
ZB4BA8	26	ZB4BG5TEC10	57	ZB4BK1583	59	ZB4BR5	42	ZB4BV18M3	87
ZB4BA88	31	ZB4BG6	56	ZB4BK1713	59	ZB4BR516	42	ZB4BV18M4	87
ZB4BA9	26	ZB4BG6TEC10	57	ZB4BK1733	59	ZB4BR6	42	ZB4BV18M5	87
ZB4BA98	26	ZB4BG7	56	ZB4BK1743	59	ZB4BR616	42	ZB4BV18M6	87
	31	ZB4BG7TEC10	57	ZB4BK1753	59	ZB4BS12	43	ZB4BV3	89
ZB4BB2	75	ZB4BG8	56	ZB4BK1763	59	ZB4BS22	43	ZB4BV3D1	89
ZB4BB4	75	ZB4BG9	56	ZB4BK1783	59	ZB4BS42	43	ZB4BV3D3	89
ZB4BC180	48	ZB4BG9TEC10	57	ZB4BK1813	59	ZB4BS52	43	ZB4BV3D4	89
ZB4BC18023	48	ZB4BH0	50	ZB4BK1833	59	ZB4BS55	43	ZB4BV3D5	89
ZB4BC2	42	ZB4BH01	50	ZB4BK1843	59	ZB4BS62	43	ZB4BV3D6	89
ZB4BC24	42	ZB4BH013	51	ZB4BK1853	59	ZB4BS72	43	ZB4BV4	89
ZB4BC280	48	ZB4BH02	50	ZB4BK1863	59	ZB4BS834	45	ZB4BV4D1	89
ZB4BC28001	48	ZB4BH02	50	ZB4BK1883	59	ZB4BS844	45	ZB4BV4D3	89
ZB4BC28021	48	ZB4BH03	51	ZB4BL1	27	ZB4BS864	45	ZB4BV4D4	89
ZB4BC3	42	ZB4BH033	51	ZB4BL2	27	ZB4BS934	45	ZB4BV4D5	89
ZB4BC34	42	ZB4BH04	50	ZB4BL232	29	ZB4BS944	45	ZB4BV4D6	89
ZB4BC380	48	ZB4BH043	51	ZB4BL233	29	ZB4BS964	45	ZB4BV5	89
ZB4BC38023	48	ZB4BH05	50	ZB4BL234	29	ZB4BT2	43	ZB4BV5D1	89
ZB4BC4	42	ZB4BH053	51	ZB4BL235	29	ZB4BT84	45	ZB4BV5D3	89
ZB4BC44	42	ZB4BH06	50	ZB4BL3	27	ZB4BT844	45	ZB4BV5D4	89
ZB4BC480	48	ZB4BH063	51	ZB4BL4	27	ZB4BV003	67	ZB4BV5D5	89
ZB4BC48021	48	ZB4BH083	51	ZB4BL432	29	ZB4BV01	68	ZB4BV5D6	89
ZB4BC5	42	ZB4BH1	50	ZB4BL433	29	ZB4BV013	67	ZB4BV6	89
ZB4BC54	42	ZB4BH13	51		29	ZB4BV013E	67	ZB4BV8	89

ZB4BV9	89	ZB4BW0B32	84	ZB4BW133S	32	ZB4BW7A3741	40	ZB4FA18	34
ZB4BVB1	86	ZB4BW0B33	84	ZB4BW13S	33	ZB4BW7A9	40	ZB4FA2	34
ZB4BVB1156	87	ZB4BW0B35	84	ZB4BW14	33	ZB4BW7L3740	40	ZB4FA232	36
ZB4BVB3	86	ZB4BW0B41	84	ZB4BW143	32	ZB4BW7L3741	40	ZB4FA233	36
ZB4BVB3156	87	ZB4BW0B42	84	ZB4BW143S	32	ZB4BW913	31	ZB4FA234	36
ZB4BVB4	86	ZB4BW0B43	84	ZB4BW14S	33	ZB4BW933	31	ZB4FA235	36
ZB4BVB4156	87	ZB4BW0B45	58	ZB4BW15	33	ZB4BW943	31	ZB4FA245	36
ZB4BVB5	86		64	ZB4BW153	32	ZB4BW953	31	ZB4FA26	34
ZB4BVB5156	87		84	ZB4BW153S	32	ZB4BW963	31	ZB4FA3	34
ZB4BVB6	86	ZB4BW0B51	84	ZB4BW15S	33	ZB4BW983	31	ZB4FA331	36
ZB4BVB6156	87	ZB4BW0B52	84	ZB4BW16	33	ZB4BX2	43	ZB4FA333	36
ZB4BVBG1	86	ZB4BW0B53	84	ZB4BW163	32	ZB4BX84	45	ZB4FA334	36
ZB4BVBG3	86	ZB4BW0B55	84	ZB4BW163S	32	ZB4BZ007	109	ZB4FA335	36
ZB4BVBG4	86	ZB4BW0B61	84	ZB4BW16S	33	ZB4BZ0077	109	ZB4FA336	36
ZB4BVBG5	86	ZB4BW0B62	84	ZB4BW17	33	ZB4BZ009	76	ZB4FA341	36
ZB4BVBG6	86	ZB4BW0B63	84	ZB4BW17S	33		79	ZB4FA342	36
ZB4BVG1	86	ZB4BW0B65	84	ZB4BW183	32		81	ZB4FA36	34
ZB4BVG3	86	ZB4BW0G11	84	ZB4BW183S	32	ZB4BZ012	109	ZB4FA38	34
ZB4BVG35	80	ZB4BW0G12	84	ZB4BW31	33	ZB4BZ021	109	ZB4FA3M33	34
ZB4BVG4	86	ZB4BW0G13	84	ZB4BW313	31	ZB4BZ0217	109	ZB4FA4	34
ZB4BVG45	80	ZB4BW0G15	84	ZB4BW313S	31	ZB4BZ022	109	ZB4FA432	36
ZB4BVG5	86	ZB4BW0G31	84	ZB4BW31S	33	ZB4BZ0227	109	ZB4FA433	36
ZB4BVG6	86	ZB4BW0G32	84	ZB4BW33	33	ZB4BZ079	81	ZB4FA434	36
ZB4BVJ1	86	ZB4BW0G33	84	ZB4BW333	31	ZB4BZ101	76	ZB4FA435	36
ZB4BVJ3	86	ZB4BW0G35	84	ZB4BW333S	31	ZB4BZ1013	82	ZB4FA46	34
ZB4BVJ4	86	ZB4BW0G41	84	ZB4BW33S	33	ZB4BZ1014	83	ZB4FA48	34
ZB4BVJ5	86	ZB4BW0G42	84	ZB4BW34	33	ZB4BZ1015	79		38
ZB4BVJ6	86	ZB4BW0G43	84	ZB4BW343	31	ZB4BZ102	76	ZB4FA5	34
ZB4BVM1	86	ZB4BW0G45	84	ZB4BW343S	31	ZB4BZ1023	82	ZB4FA56	34
ZB4BVM3	86	ZB4BW0G51	84	ZB4BW34S	33	ZB4BZ1024	83	ZB4FA58	34
ZB4BVM4	86	ZB4BW0G52	84	ZB4BW35	33	ZB4BZ1025	79		38
ZB4BVM5	86	ZB4BW0G53	84	ZB4BW353	31	ZB4BZ103	76	ZB4FA6	34
ZB4BVM6	86	ZB4BW0G55	84	ZB4BW353S	31	ZB4BZ1033	82	ZB4FA66	34
ZB4BW031	88	ZB4BW0G61	84	ZB4BW35S	33	ZB4BZ1034	83	ZB4FA68	34
ZB4BW035	88	ZB4BW0G62	84	ZB4BW36	33	ZB4BZ1035	79		38
ZB4BW03D15	88	ZB4BW0G63	84	ZB4BW363	31	ZB4BZ104	76	ZB4FA8	34
ZB4BW03D35	88	ZB4BW0G65	84	ZB4BW363S	31	ZB4BZ1043	82	ZB4FA88	38
ZB4BW03D45	88	ZB4BW0M11	85	ZB4BW36S	33	ZB4BZ1044	83	ZB4FA9	34
ZB4BW03D55	88	ZB4BW0M12	85	ZB4BW37	33	ZB4BZ1045	79	ZB4FBZ007	109
ZB4BW03D65	88	ZB4BW0M13	85	ZB4BW37S	33	ZB4BZ105	76	ZB4FBZ010	109
ZB4BW041	88	ZB4BW0M15	85	ZB4BW383	31	ZB4BZ1053	82	ZB4FBZ014	109
ZB4BW045	88	ZB4BW0M31	85	ZB4BW383S	31	ZB4BZ1054	83	ZB4FBZ100	109
ZB4BW04D15	88	ZB4BW0M32	85	ZB4BW413	42	ZB4BZ1055	79	ZB4FD2	60
ZB4BW04D35	88	ZB4BW0M33	85	ZB4BW433	42	ZB4BZ106	76	ZB4FD29	63
ZB4BW04D45	88	ZB4BW0M35	85	ZB4BW443	42	ZB4BZ107	76	ZB4FD2M178	60
ZB4BW04D55	88	ZB4BW0M41	85	ZB4BW453	42	ZB4BZ141	76	ZB4FD3	60
ZB4BW04D65	88	ZB4BW0M42	85	ZB4BW463	42	ZB4BZ1414	83	ZB4FD39	63
ZB4BW051	88	ZB4BW0M43	85	ZB4BW513	31	ZB4BZ1905	108	ZB4FD4	60
ZB4BW055	88	ZB4BW0M45	85	ZB4BW533	31	ZB4BZ2005	108	ZB4FD5	60
ZB4BW05D15	88	ZB4BW0M51	85	ZB4BW543	31	ZB4BZ2105	108	ZB4FD59	63
ZB4BW05D35	88	ZB4BW0M52	85	ZB4BW553	31	ZB4BZ262	108	ZB4FD7	60
ZB4BW05D45	88	ZB4BW0M53	85	ZB4BW563	31	ZB4BZ264	108	ZB4FD79	63
ZB4BW05D55	88	ZB4BW0M55	85	ZB4BW583	31	ZB4BZ265	108	ZB4FD8	60
ZB4BW05D65	88	ZB4BW0M61	85	ZB4BW613	43	ZB4BZ266	108	ZB4FD89	63
ZB4BW061	88	ZB4BW0M62	85	ZB4BW633	43	ZB4FA0	34	ZB4FG0	62
ZB4BW062	88	ZB4BW0M63	85	ZB4BW643	47	ZB4FA1	34	ZB4FG01	62
ZB4BW063	88	ZB4BW0M65	85	ZB4BW653	43	ZB4FA131	36	ZB4FG02	62
ZB4BW065	88	ZB4BW11	33	ZB4BW663	43	ZB4FA133	36	ZB4FG03	62
ZB4BW0B11	84	ZB4BW113	32	ZB4BW7A1715	40	ZB4FA136	36	ZB4FG04	62
ZB4BW0B12	84	ZB4BW113S	32	ZB4BW7A1720	40	ZB4FA141	36	ZB4FG05	62
ZB4BW0B13	84	ZB4BW11S	33	ZB4BW7A1721	40	ZB4FA142	36	ZB4FG08	62
ZB4BW0B15	84	ZB4BW13	33	ZB4BW7A1724	40	ZB4FA145	36	ZB4FG09	62
ZB4BW0B31	84	ZB4BW133	32	ZB4BW7A3740	40	ZB4FA16	34		

ZB4FG1	62	ZB4FK1563	65	ZBA141	90	ZBAF233	91	ZBE204	76
ZB4FG2	62	ZB4FK1583	65	ZBA142	90	ZBAF234	91	ZBE2043	82
ZB4FG3	62	ZB4FK1713	65	ZBA145	90	ZBAF235	91	ZBE205	76
ZB4FG4	62	ZB4FK1733	65	ZBA2	90	ZBAF245	91	ZBE2053	82
ZB4FG5	62	ZB4FK1743	65	ZBA232	90	ZBAF2934	91	ZBE302	76
ZB4FG6	62	ZB4FK1753	65	ZBA233	90	ZBAF2935	91	ZBE501	76
ZB4FG7	62	ZB4FK1763	65	ZBA234	90	ZBAF331	91	ZBE5013	82
ZB4FG8	62	ZB4FK1783	65	ZBA235	90	ZBAF333	91	ZBE502	76
ZB4FG9	62	ZB4FK1813	65	ZBA245	90	ZBAF334	91	ZBE5023	82
ZB4FH0	52	ZB4FK1833	65	ZBA2934	90	ZBAF335	91	ZBE503	76
ZB4FH01	52	ZB4FK1843	65	ZBA2935	90	ZBAF336	91	ZBE5033	82
ZB4FH013	53	ZB4FK1853	65	ZBA3	90	ZBAF337	91	ZBE504	76
ZB4FH02	52	ZB4FK1863	65	ZBA331	90	ZBAF338	91	ZBE5043	82
ZB4FH03	52	ZB4FK1883	65	ZBA333	90	ZBAF341	91	ZBE505	76
ZB4FH033	53	ZB4FL1	35	ZBA334	90	ZBAF342	91	ZBE5053	82
ZB4FH04	52	ZB4FL2	35	ZBA335	90	ZBAF343	91	ZBE701	81
ZB4FH043	53	ZB4FL232	36	ZBA336	90	ZBAF344	91	ZBE7016	81
ZB4FH05	52	ZB4FL233	36	ZBA337	90	ZBAF346	91	ZBE702	81
ZB4FH053	53	ZB4FL234	36	ZBA338	90	ZBAF432	91	ZBE7026	81
ZB4FH06	52	ZB4FL235	36	ZBA341	90	ZBAF433	91	ZBG2201	74
ZB4FH063	53	ZB4FL3	35	ZBA342	90	ZBAF434	91	ZBG2401	74
ZB4FH083	53	ZB4FL4	35	ZBA343	90	ZBAF435	91	ZBG3131A	111
ZB4FH1	52	ZB4FL432	36	ZBA344	90	ZBAF639	91	ZBG3131AP	111
ZB4FH13	53	ZB4FL433	36	ZBA346	90	ZBD8D1	111	ZBG4201	74
ZB4FH2	52	ZB4FL434	36	ZBA4	90	ZBDA185	111	ZBG421E	111
ZB4FH3	52	ZB4FL435	36	ZBA432	90	ZBDD2	111	ZBG421EP	111
ZB4FH33	53	ZB4FL4M34	35	ZBA433	90	ZBDLU1	111	ZBG4401	74
ZB4FH4	52	ZB4FL5	35	ZBA434	90	ZBDLU10	111	ZBG455	111
ZB4FH43	53	ZB4FL6	35	ZBA435	90	ZBDLU11	111	ZBG455P	111
ZB4FH5	52	ZB4FSZ3	109	ZBA5	90	ZBDLU12	111	ZBG458A	111
ZB4FH53	53	ZB4FV013	71	ZBA6	90	ZBDLU13	111	ZBG458AP	111
ZB4FH6	52	ZB4FV033	71	ZBA639	90	ZBDLU14	111	ZBG520E	111
ZB4FH63	53	ZB4FV043	71	ZBA708	41	ZBDLU2	111	ZBG520EP	111
ZB4FH83	53	ZB4FV053	71	ZBA709	41	ZBDLU3	111	ZBGK	111
ZB4FJ2	61	ZB4FV063	71	ZBA71	41	ZBDLU4	111	ZBGP	111
ZB4FJ3	61	ZB4FV083	71	ZBA710	41	ZBDLU5	111	ZBL1	90
ZB4FJ4	61	ZB4FW113	39	ZBA7131	41	ZBDLU6	111	ZBL138	90
ZB4FJ5	61	ZB4FW133	39	ZBA7134	41	ZBDLU7	111	ZBL2	90
ZB4FJ7	61	ZB4FW143	39	ZBA7138	41	ZBDLU8	111	ZBL3	90
ZB4FJ8	61	ZB4FW153	39	ZBA72	41	ZBDLU9	111	ZBL4	90
ZB4FK1213	65	ZB4FW163	39	ZBA7232	41	ZBE000	109	ZBL5	90
ZB4FK1233	65	ZB4FW183	39	ZBA7233	41	ZBE101	76	ZBL6	90
ZB4FK1243	65	ZB4FW313	38	ZBA7235	41	ZBE1013	82	ZBL9	90
ZB4FK1253	65	ZB4FW333	38	ZBA7237	41	ZBE1014	83	ZBP0	92
ZB4FK1263	65	ZB4FW343	38	ZBA73	41	ZBE1015	79	ZBP011	92
ZB4FK1283	65	ZB4FW353	38	ZBA7331	41	ZBE1016	76	ZBP012	92
ZB4FK1313	65	ZB4FW363	38	ZBA7333	41	ZBE10163	82	ZBP013	92
ZB4FK1333	65	ZB4FW383	38	ZBA7335	41	ZBE1016P	76	ZBP014	92
ZB4FK1343	64	ZB4FW913	38	ZBA7336	41	ZBE1016P3	82	ZBP015	92
	65	ZB4FW933	38	ZBA74	41	ZBE102	76	ZBP016	92
ZB4FK1353	65	ZB4FW943	38	ZBA7432	41	ZBE1023	82	ZBP017	92
ZB4FK1363	65	ZB4FW953	38	ZBA75	41	ZBE1024	83	ZBP0A	92
ZB4FK1383	65	ZB4FW963	38	ZBA76	41	ZBE1025	79	ZBPA	92
ZB4FK1413	65	ZB4FW983	38	ZBA9	90	ZBE1026	76	ZBSP1	109
ZB4FK1433	65	ZB4SZ3	109	ZBAF131	91	ZBE10263	82	ZBSP2	109
ZB4FK1443	65	ZB4SZ37	109	ZBAF133	91	ZBE1026P	76	ZBSP3	109
ZB4FK1453	65	ZB5FAZ902	110	ZBAF136	91	ZBE1026P3	82	ZBV0103S	93
ZB4FK1463	65	ZB5SZ3	109	ZBAF137	91	ZBE201	76	ZBV011	93
ZB4FK1483	65	ZBA1	90	ZBAF138	91	ZBE2013	82	ZBV0113	93
ZB4FK1513	65	ZBA131	90	ZBAF141	91	ZBE202	76	ZBV013	93
ZB4FK1533	65	ZBA133	90	ZBAF142	91	ZBE2023	82	ZBV0133	93
ZB4FK1543	65	ZBA136	90	ZBAF145	91	ZBE203	76	ZBV014	93
ZB4FK1553	65	ZBA137	90	ZBAF232	91	ZBE2033	82	ZBV0143	93

ZBV015	93	ZBVG8	77	ZBY0140	97	ZBY02233	99	ZBY1312	102
ZBV0153	93	ZBVG11T	77	ZBY02103	97	ZBY02234	99	ZBY1316	102
ZBV016	93	ZBVG13T	77	ZBY02104	97	ZBY02235	99	ZBY1912	102
ZBV0163	93	ZBVG14T	77	ZBY02105	97	ZBY022420001	99	ZBY2101	94
ZBV017	93	ZBVG15T	77	ZBY02106	97	ZBY02265	99	ZBY2101C0	94
ZBV18B1	78	ZBVG16T	77	ZBY02107	97	ZBY02266	99	ZBY2103	94
ZBV18B3	78	ZBVG18T	77	ZBY02108	97	ZBY02267	99	ZBY2103C0	94
ZBV18B4	78	ZBVJ1	77	ZBY02109	97	ZBY02284	99	ZBY2104	94
ZBV18B5	78	ZBVJ15	80	ZBY02110	97	ZBY02295	99	ZBY2104C0	94
ZBV18B6	78	ZBVJ3	77	ZBY02111	97	ZBY02297	99	ZBY2105	94
ZBV18G1	78	ZBVJ35	80	ZBY02112	97	ZBY02298	99	ZBY2106	94
ZBV18G3	78	ZBVJ4	77	ZBY02113	97	ZBY02299	99	ZBY2107	94
ZBV18G4	78	ZBVJ45	80	ZBY02114	97	ZBY02303	98	ZBY2108	94
ZBV18G5	78	ZBVJ5	77	ZBY02115	97	ZBY02304	97	ZBY2109	94
ZBV18G6	78	ZBVJ55	80	ZBY02116	97	ZBY02305	98	ZBY2110	94
ZBV18M1	78	ZBVJ6	77	ZBY02123	97	ZBY02306	98	ZBY2111	94
ZBV18M3	78	ZBVJ65	80	ZBY02126	97	ZBY02307	98	ZBY2112	94
ZBV18M4	78	ZBVM1	77	ZBY02127	97	ZBY02308	98	ZBY2113	94
ZBV18M5	78	ZBVM14	83	ZBY02128	97	ZBY02309	98	ZBY2114	94
ZBV18M6	78	ZBVM15	80	ZBY02129	97	ZBY02310	98	ZBY2115	94
ZBV5B	78	ZBVM3	77	ZBY02130	97	ZBY02311	98	ZBY2116	94
ZBV6	89	ZBVM34	83	ZBY02131	97	ZBY02312	98	ZBY2123	94
ZBVB1	77	ZBVM35	80	ZBY02132	97	ZBY02313	98	ZBY2126	94
ZBVB14	83	ZBVM4	77	ZBY02133	97	ZBY02314	98	ZBY2127	94
ZBVB15	80	ZBVM44	83	ZBY02134	97	ZBY02316	98	ZBY2128	94
ZBVB17	81	ZBVM45	80	ZBY02135	97	ZBY02321	98	ZBY2129	94
ZBVB3	77	ZBVM5	77	ZBY02146	97	ZBY02322	98	ZBY2130	94
ZBVB34	83	ZBVM54	83	ZBY02147	97	ZBY02323	98	ZBY2131	94
ZBVB35	80	ZBVM55	80	ZBY02148	97	ZBY02326	98	ZBY2132	94
ZBVB37	81	ZBVM6	77	ZBY02164	97	ZBY02327	98	ZBY2133	94
ZBVB4	77	ZBVM64	83	ZBY02165	97	ZBY02328	98	ZBY2134	94
ZBVB44	83	ZBVM65	80	ZBY02166	97	ZBY02330	98	ZBY2135	94
ZBVB45	80	ZBVM8	77	ZBY02167	97	ZBY02334	98	ZBY2146	94
ZBVB47	81	ZBW911	93	ZBY02178	97	ZBY02364	98	ZBY2147	94
ZBVB5	77	ZBW9113	93	ZBY02179	97	ZBY02366	98	ZBY2148	94
ZBVB54	83	ZBW913	93	ZBY02184	97	ZBY02367	98	ZBY2164	94
ZBVB55	80	ZBW9133	93	ZBY02185	97	ZBY02385	98	ZBY2165	94
ZBVB57	81	ZBW914	93	ZBY02186	97	ZBY02387	98	ZBY2166	94
ZBVB6	77	ZBW9143	93	ZBY02195	97	ZBY02931	97	ZBY2166C0	94
ZBVB64	83	ZBW915	93	ZBY02196	97	ZBY1101	102	ZBY2167	94
ZBVB65	80	ZBW9153	93	ZBY02197	97	ZBY1103	102	ZBY2178	94
ZBVB67	81	ZBW916	93	ZBY02198	97	ZBY1104	102	ZBY2178C0	94
ZBVB8	77	ZBW9163	93	ZBY02199	97	ZBY1105	102	ZBY2179	94
ZBVBG1	77	ZBW917	93	ZBY02203	99	ZBY1106	102	ZBY2184	94
ZBVBG3	77	ZBW931	93	ZBY02204	99	ZBY1107	102	ZBY2185	94
ZBVBG4	77	ZBW9313	93	ZBY02205	99	ZBY1108	102	ZBY2186	94
ZBVBG5	77	ZBW933	93	ZBY02206	99	ZBY1115	102	ZBY2186C0	94
ZBVBG6	77	ZBW9333	93	ZBY02207	99	ZBY1116	102	ZBY2195	94
ZBVG1	77	ZBW934	93	ZBY02208	99	ZBY1146	102	ZBY2196	94
ZBVG14	83	ZBW9343	93	ZBY02209	99	ZBY1147	102	ZBY2197	94
ZBVG15	80	ZBW935	93	ZBY02210	99	ZBY1148	102	ZBY2198	94
ZBVG3	77	ZBW9353	93	ZBY02211	99	ZBY1149	102	ZBY2199	94
ZBVG34	83	ZBW936	93	ZBY02212	99	ZBY1203	102	ZBY2203	95
ZBVG35	80	ZBW9363	93	ZBY02213	99	ZBY1204	102	ZBY2204	95
ZBVG4	77	ZBW937	93	ZBY02214	99	ZBY1207	102	ZBY2205	95
ZBVG44	83	ZBY001	76	ZBY02223	99	ZBY1208	102	ZBY2206	95
ZBVG45	80		80	ZBY02226	99	ZBY1214	102	ZBY2207	95
ZBVG5	77	ZBY00104	97	ZBY02227	99	ZBY1303	102	ZBY2208	95
ZBVG54	83	ZBY00123	97	ZBY02228	99	ZBY1304	102	ZBY2209	95
ZBVG55	80	ZBY0101	97	ZBY02229	99	ZBY1311	102	ZBY2210	95
ZBVG6	77	ZBY0102	97	ZBY02230	99			ZBY2211	95
ZBVG64	83	ZBY0104	94	ZBY02231	99			ZBY2212	95
ZBVG65	80	ZBY0123	94	ZBY02232	99			ZBY2213	95



ZBY2214	95	ZBY6101C0	100	ZBY9730M	107	ZBYF2304	101	ZBYP2101C0	96
ZBY2223	95	ZBY6102	100	ZBY9830M	107	ZBYF2304C0	101	ZBYP2103	96
ZBY2226	95	ZBY6102C0	100	ZBY9W101	46	ZBYF2367	101	ZBYP2103C0	96
ZBY2227	95	ZBY6140	100	ZBY9W2B101	103	ZBYF2367C0	101	ZBYP2104	96
ZBY2228	95	ZBY6H101	100	ZBY9W2B130	46	ZBYF4101	101	ZBYP2104C0	96
ZBY2229	95	ZBY6H102	100		105	ZBYF4101C0	101	ZBYP2166	96
ZBY2230	95	ZBY8101	47	ZBY9W2B140	46	ZBYF6101	101	ZBYP2166C0	96
ZBY2231	95		103		105	ZBYF6101C0	101	ZBYP2178	96
ZBY2232	95	ZBY8130	103	ZBY9W2B230	46	ZBYF6102	101	ZBYP2178C0	96
ZBY2233	95	ZBY8140	103		105	ZBYF6102C0	101	ZBYP2186	96
ZBY2234	95	ZBY8160	47	ZBY9W2B330	46	ZBYFP2101	101	ZBYP2186C0	96
ZBY2235	95		103		105	ZBYFP2101C0	101	ZBYP2303	96
ZBY22420001	95	ZBY8230	103	ZBY9W2B430	46	ZBYFP2103	101	ZBYP2303C0	96
ZBY2265	95	ZBY8260	47		105	ZBYFP2103C0	101	ZBYP2304	96
ZBY2266	95		103	ZBY9W2B501	46	ZBYFP2104	101	ZBYP2304C0	96
ZBY2267	95	ZBY8330	103	ZBY9W2B630	46	ZBYFP2104C0	101	ZBYP2367	96
ZBY2284	95	ZBY8360	47		105	ZBYFP2166	101	ZBYP2367C0	96
ZBY2295	95		103	ZBY9W2G101	103	ZBYFP2166C0	101	ZBYP6101	100
ZBY2297	95	ZBY8430	103	ZBY9W2G130	46	ZBYFP2178	101	ZBYP6101C0	100
ZBY2298	95	ZBY8460	47		105	ZBYFP2178C0	101	ZBZ001	76
ZBY2299	95		103	ZBY9W2G140	46	ZBYFP2186	101		82
ZBY2303	95	ZBY8630	103		105	ZBYFP2186C0	101	ZBZ003	109
ZBY2303C0	95	ZBY8660	47	ZBY9W2G230	46	ZBYFP2186C0	101	ZBZ006	81
ZBY2304	94		103		105	ZBYFP2303	101	ZBZ007	109
ZBY2304C0	94	ZBY9101	47	ZBY9W2G330	46	ZBYFP2303C0	101	ZBZ010	81
ZBY2305	95	ZBY9101M	107		105	ZBYFP2304	101	ZBZ011	81
ZBY2306	95	ZBY9101T	106	ZBY9W2G430	46	ZBYFP2304C0	101	ZBZ012	81
ZBY2307	95	ZBY9120	46		105	ZBYFP2367	101	ZBZ011	81
ZBY2308	95		103	ZBY9W2M101	103	ZBYFP2367C0	101	ZBZ110	81
ZBY2309	95	ZBY9121	46	ZBY9W2M130	46	ZBYFP6101	101	ZBZ1600	107
ZBY2310	95		103		105	ZBYFP6101C0	101	ZBZ1602	107
ZBY2311	95	ZBY9130M	107	ZBY9W2M140	46	ZBYLEG101000	104	ZBZ1604	107
ZBY2312	95	ZBY9130T	106		105	ZBYLEG101001	104	ZBZ1605	107
ZBY2313	95	ZBY9140M	107	ZBY9W2M230	46	ZBYLEG201000	104	ZBZ1606	107
ZBY2314	95	ZBY9140T	106		105	ZBYLEG201001	104	ZBZ1902	49
ZBY2316	95	ZBY9160	47	ZBY9W2M330	46	ZBYLEG301000	104	ZBZ2102	108
ZBY2321	95		103		105	ZBYLEG301001	104	ZBZ28	47
ZBY2322	95	ZBY9160M	107	ZBY9W2M430	46	ZBYLEG302000	104		108
ZBY2323	95	ZBY9160T	106		105	ZBYLEG302001	104	ZBZ32	94
ZBY2326	95	ZBY9220	46	ZBY9W2M630	46	ZBYLEG303000	104	ZBZ32C0	94
ZBY2327	95		103		105	ZBYLEG303001	104	ZBZ33	100
ZBY2328	95	ZBY9230M	107	ZBY9W3B101	103	ZBYLEG303001	104	ZBZ33C0	100
ZBY2330	95	ZBY9230T	106	ZBY9W3B130	46	ZBYLEG304000	104	ZBZ34	94
ZBY2334	95		103		105	ZBYLEG304001	104	ZBZ35	100
ZBY2364	95	ZBY9260	47	ZBY9W3B140	46	ZBYLEG401000	104	ZBZ3605	106
ZBY2366	95		103		105	ZBYLEG401001	104	ZBZ48	43
ZBY2367	95	ZBY9260M	107	ZBY9W3B230	46	ZBYLEG402000	104		102
ZBY2367C0	95	ZBY9260T	106		105	ZBYLEG402001	104	ZBZ58	47
ZBY2385	95	ZBY9320	46	ZBY9W3B330	46	ZBYLEG501000	104		108
ZBY2387	95		103		105	ZBYLEG501001	104	ZBZ60	49
ZBY2931	94	ZBY9330M	107	ZBY9W3B430	46	ZBYLEG502000	104		108
ZBY2H101	94	ZBY9330T	106		105	ZBYLEG502001	104	ZBZ8	110
ZBY4100	99	ZBY9360	47	ZBY9W3B501	46	ZBYLEG503000	104	ZBZF32	101
ZBY4101	94		103	ZBY9W3B630	46	ZBYLEG503001	104	ZBZF33	101
ZBY4101C0	94	ZBY9360M	107		105	ZBYLEG503001	104	ZBZG156	78
ZBY4140	94	ZBY9360T	106	ZBYF2101	101	ZBYLEG504000	104	ZBZM156	78
ZBY4H101	94	ZBY9420	46	ZBYF2101C0	101	ZBYLEG504001	104	ZD4PA103	74
ZBY5100	100		103	ZBYF2103	101	ZBYM2101	96	ZD4PA12	74
ZBY5101	100	ZBY9430M	107	ZBYF2103C0	101	ZBYM2103	96	ZD4PA14	74
ZBY5102	100	ZBY9460	47	ZBYF2166	101	ZBYM2104	96	ZD4PA203	74
ZBY5140	100		103	ZBYF2166C0	101	ZBYM2166	96	ZD4PA22	74
ZBY55130	100	ZBY9460M	107	ZBYF2178	101	ZBYM2178	96	ZD4PA24	74
ZBY55330	100	ZBY9530M	107	ZBYF2178C0	101	ZBYM2186	96		
ZBY6101	100	ZBY9620	46		103	ZBYM2303	96		
			103	ZBYF2186	101	ZBYM2304	96		
		ZBY9630M	107	ZBYF2186C0	101	ZBYM2367	96		
		ZBY9660	47	ZBYF2303	101	ZBYM6101	100		
			103	ZBYF2303C0	101	ZBYP2101	96		
		ZBY9660M	107						

Life Is On



Learn more about our products at  
[www.se.com](http://www.se.com)

The information provided in this documentation contains general descriptions and/or technical characteristics of the performance of the products contained herein. This documentation is not intended as a substitute for and is not to be used for determining suitability or reliability of these products for specific user applications. It is the duty of any such user or integrator to perform the appropriate and complete risk analysis, evaluation and testing of the products with respect to the relevant specific application or use thereof. Neither Schneider Electric nor any of its affiliates or subsidiaries shall be responsible or liable for misuse of the information contained herein.

Design: Schneider Electric  
Photos: Schneider Electric

**Schneider Electric Industries SAS**

Head Office  
35, rue Joseph Monier - CS 30323  
F-92500 Rueil-Malmaison Cedex  
France

DIA5ED2121212EN  
October 2021 - V13.0