Product data sheet
Characteristics

XB4BD912R4K7
Harmony XB4, Complete potentiometer, metal, Ø22, 4K7



Main

Range of product	Harmony XB4
Product or component type	Potentiometer
Device short name	XB4
Head type	Standard
Device presentation	Complete product

Complementary

Bezel material	Chromium plated metal
Mounting diameter	0.87 in (22 mm)
Product compatibility	Ø 6 mm shaft
Sale per indivisible quantity	1
CAD overall width	1.18 in (30 mm)
CAD overall height	1.85 in (47 mm)
CAD overall depth	3.23 in (82 mm)
Net Weight	0.21 lb(US) (0.095 kg)
Protective treatment	TH
Ambient air temperature for storage	-40…158 °F (-40…70 °C)
Ambient air temperature for operation	-40…158 °F (-40…70 °C)
Electrical shock protection class	Class II conforming to IEC 60536
IP degree of protection	IP66 conforming to IEC 60529 IP69 IEC 60529 IP69K IEC 60529
NEMA degree of protection	NEMA 13 NEMA 4X
Resistance to high pressure washer	1015.26 psi (7000000 Pa) 131 °F (55 °C) 0.1 m
IK degree of protection	IK06 conforming to IEC 50102
Standards	CSA C22.2 No 14 EN/IEC 60947-1 UL 508
Product certifications	CSA UL Listed BV
Shape of signaling unit head	Round
Operator profile	Knurled knob, with white)
[Us] rated supply voltage	<= 30 V AC <= 42 V DC
Rated power in W	1 W 158 °F (70 °C)
Precision of internal conversion resistor	+-10%
Potentiometer characteristic	Linear
Mechanical durability	50000 cycles
Ohmic value	4700 Ohm
Material	Cermet
Vibration resistance	5 gn 2…500 Hz)IEC 60068-2-6

The information provided in this documentation contains general descriptions and/or technical characteristics of the performance of the products contained herein.
This documentation is not intended as a substitute for and is not to be used for determining suitability or reliability of these products for specific user applications.
It is the duty of any such user or integrator to perform the appropriate and complete risk analysis, evaluation and testing of the products with respect to the relevant specific application or use thereof.
Neither Schneider Electric Industries SAS nor any of its affiliates or subsidiaries shall be responsible or liable for misuse of the information contained herein.

Shock resistance	30 gn 18 ms) half sine wave acceleration IEC 60068-2-27 50 gn 11 ms) half sine wave acceleration IEC 60068-2-27
Main group	Potentiometer
Group of product	Potentiometer knurled knob
Colour of marking	White

Ordering and shipping details

Category	22468 - PUSHBUTTONS,22MM(METAL) NEW
Discount Schedule	CS2
GTIN	00785901527664
Nbr. of units in pkg.	1
Package weight(Lbs)	0.23 lb(US) (0.10 kg)
Returnability	Yes
Country of origin	FR

Packing Units

Unit Type of Package 1	PCE
Package 1 Height	3.46 in (8.8 cm)
Package 1 width	1.81 in (4.6 cm)
Package 1 Length	2.13 in (5.4 cm)

Offer Sustainability

Sustainable offer status	Green Premium product
California proposition 65	WARNING: This product can expose you to chemicals including: Nickel compounds, which is known to the State of California to cause cancer, and Di-isodecyl phthalate (DIDP), which is known to the State of California to cause birth defects or other reproductive harm. For more information go to www.P65Warnings.ca.gov
EU RoHS Directive	Pro-active compliance (Product out of EU RoHS legal scope) EU RoHS Declaration
Mercury free	Yes
RoHS exemption information	Yes
China RoHS Regulation	China RoHS Declaration
Environmental Disclosure	Product Environmental Profile
Circularity Profile	End Of Life Information
WEEE	The product must be disposed on European Union markets following specific waste collection and never end up in rubbish bins.

XB4BD912R4K7

Dimensions

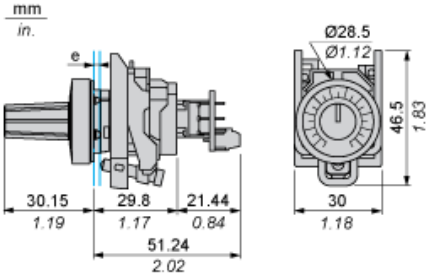

e: Panel thickness: 1 mm to 6 mm / 0.03 in. to 0.24 in

XB4BD912R4K7

Panel Cut-out for Pushbuttons, Switches and Pilot Lights (Finished Holes, Ready for Installation)

Connection by Screw Terminals or Plug-in Connectors

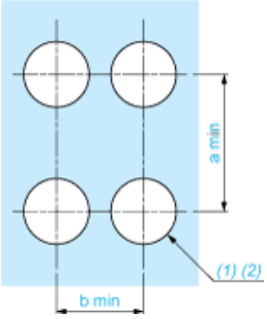

Connection by Faston Connectors

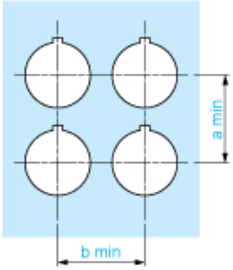

Connections	a in mm	a in in.	b in mm	b in in.
By screw clamp terminals or plug-in connector	40	1.57	30	1.18
By Faston connectors	45	1.77	32	1.26

Detail of Lug Recess

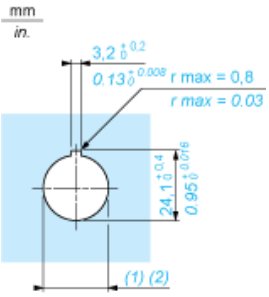

(1) Diameter on finished panel or support
(2) Ø22.5 mm recommended (Ø22.3 $_{0}^{+0.4}$) / Ø0.89 in. recommended (Ø0.88 in. $_{0}^{+0.016}$)