

CERTIFICATE OF COMPLIANCE

Certificate Number 20190809-E164353
Report Reference E39281-19981027
Issue Date 2019-AUGUST-09

Issued to: Schneider Electric Industries S A, DBA Telemecanique
8001 Knightdale Blvd
Knightdale NC 27545

This certificate confirms that representative samples of AUXILIARY DEVICES
See Addendum Page for Models

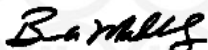
Have been investigated by UL in accordance with the Standard(s) indicated on this Certificate.

Standard(s) for Safety: Standard for Industrial Control Equipment, UL 508
Additional Information: See the UL Online Certifications Directory at <https://iq.ulprospector.com> for additional information.

This *Certificate of Compliance* does not provide authorization to apply the UL Mark. Only the UL Follow-Up Services Procedure provides authorization to apply the UL Mark.

Only those products bearing the UL Mark should be considered as being UL Certified and covered under UL's Follow-Up Services.

Look for the UL Certification Mark on the product.



Bruce Mahrenholz, Director North American Certification Program
UL LLC

Any information and documentation involving UL Mark services are provided on behalf of UL LLC (UL) or any authorized licensee of UL. For questions, please contact a local UL Customer Service Representative at <http://ul.com/aboutul/locations/>



CERTIFICATE OF COMPLIANCE

Certificate Number 20190809-E164353
Report Reference E39281-19981027
Issue Date 2019-AUGUST-09

This is to certify that representative samples of the product as specified on this certificate were tested according to the current UL requirements.

Push button and pilot light assemblies (22 mm line) Cat. No. XB4B or XB5A-, followed by A, C, D, G, H, J, K, L, P, R, S, T, V, W or X, followed by two, three, four, five or six numbers and / or letter suffixes, C0, C1 or CUST .

Contact blocks, Cat. No. ZBE, followed by 0, 1 or 2, followed by two digit number, may be followed by 6 or 6P, may be followed by 3, 5 or 9, may be followed by J. ZENL followed by 1111 or 1121.

Pilot light blocks, Cat. No. ZBV6 followed by one digit, may be followed by 3, 5 or 9, Cat. No. ZBV or ZBV18 followed by B, J, G, M, or BG, followed by one digit, may be followed by 3, 5, 9 or S. Cat. No. ZALV or ZALV18 followed by B, J, G, M, or BG followed by one digit.

Test output unit, Cat. No. ZB..V156, ZB..VB.156 and ZBZ.156.

Contact Subunit, Cat. No. ZB4BZ or ZB5AZ followed by a three digit or four digit number, Cat. No. ZD4PA or ZD5PA followed by a three digit number.

Pilot light subunit, Cat. No. ZB4BV or ZB5AV, followed by one, two, three or four numbers and / or letter suffixes.

LED pilot light transient voltage suppressors subunit, Cat. No. ZBZVG or ZBZVM.

Illuminated push button subunit, Cat. No. ZB4BW0 or ZB5AW0, followed by two, three, four or five numbers and / or letter suffixes.

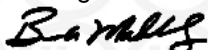
Operators, Cat. No. ZB4B, ZB5A or ZB5C, followed by A, B, C, D, F, G, H, J, K, L, P, R, S, T or X, followed by 1, 2, 3, 4, 5, 6, 7, 8 or 9, followed by one, two, three or four numbers, may be followed by M and/or 7, C0, C1 or CUST . . Cat. No. ZD4-PA or ZD5-PA followed by a two digit number.

Pilot light heads, Cat. No. ZB4BV0, ZB5AV0 or ZB5CV0, followed by one or two numbers may be followed by S, C0, C1 or CUST ..

Illuminated operators, Cat. No. ZB4B, ZB5A or ZB5C followed by W, A, H, P, K or L followed by one, two, three, four or five numbers may be followed by 3, may be followed by S, may be followed by 7, C0, C1 or CUST ..

Joystick controllers, Cat. No. XD4PA or XD5PA followed by a two digit number may be followed by a letter.

Accessories: Legend holders, legend plates, metal and plastic guards, Cat. No. ZBY, ZBZ, ZBCY or ZBCZ followed by any alphanumeric digits. Padlockable flaps, Cat. No. ZB4BZ6 followed by one digit. Add-on square trim, Cat. No. ZB5AZ31.



Bruce Mahrenholz, Director North American Certification Program
UL LLC

Any information and documentation involving UL Mark services are provided on behalf of UL LLC (UL) or any authorized licensee of UL. For questions, please contact a local UL Customer Service Representative at <http://ul.com/aboutul/locations/>



CERTIFICATE OF COMPLIANCE

Certificate Number 20190809-E164353
Report Reference E39281-19981027
Issue Date 2019-AUGUST-09

Boots, Cat. No. ZBD, ZBG, ZBP, or ZB2BP followed by any alphanumeric number.

Plugs, Cat. No. ZB4SZ3, ZB5SZ3 and ZB5SZ5. Cat. No. ZB5SZ followed by C0, C1 or CUST .

Accessories for flush kit: Metal bezel, earthplates, Cat. No. ZB4BZ, followed by three digit number.
Plastic bezel, plastic bezel label support, plastic brace, Cat. No. ZB5AZ followed by three digit number.

Accessories: Illuminated rings for pushbuttons, Cat. No. ZBY9W followed by one digit, followed by B, G or M, followed by three or four digits.

RATINGS:

The contacts blocks Type ZBE are rated A600, Q600 except for ZBE1016, 1016P, 1026, and 1026P rated 24 V – 100 mA resistive maximum and type ZBE-201 and contact block with quick connect terminals rated A300-Q300.

The contact blocks ZENL are rated A600, R300.

The pilot lights are rated:
Direct supply for BA9 s bulb : 250 V max, 2.4 W max

LED Type:

12 V ac/dc
24 V ac/dc
110 / 120 V ac
230 / 240 V ac
230 V ac
24 / 120 V ac/dc

Transformer Type: Primary - 110 - 120 V, 50/60 Hz; 230 V 50 Hz or 220 -240 V, 60 Hz; 400 V, 50 Hz; 440 - 480 V, 60 Hz; 440 – 460 V, 60 Hz; 550 - 600 V 60 HZ.

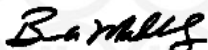
Secondary 6 V or 24 V

(The joystick controllers are rated A600-R300 except when quick connect terminals rated A300-R300).

Cat. No. XB4B or XB5A D9.2 R....K (potentiometer)

1 – 470K – 1W max
42Vdc 30Vac Class 2

The operators and the plugs are rated Type 1, 2, 3, 4, 4x, 12 and 13, with or without legend holders, legend plates, metal or plastic guards, padlockable flaps, the add-on square trim and boots.



Bruce Mahrenholz, Director North American Certification Program

UL LLC

Any information and documentation involving UL Mark services are provided on behalf of UL LLC (UL) or any authorized licensee of UL. For questions, please contact a local UL Customer Service Representative at <http://ul.com/aboutul/locations/>



CERTIFICATE OF COMPLIANCE

Certificate Number 20190809-E164353
Report Reference E39281-19981027
Issue Date 2019-AUGUST-09

At the manufacturer's request, Cat. No. ZBExxx contact blocks have been evaluated for use with two No. 14 AWG solid or stranded wires.

Spring clamps: 24 AWG to 14 AWG solid or stranded wires.

NOMENCLATURE:

They are designated as follows.

XB4B... or ZB4B... for metallic range and XB5A... or ZB5A... or ZB5C.... for plastic range

OPERATORS:

Pushbuttons: ZB4B
ZB5A

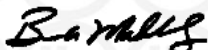
Flush (1) (3)
Mushroom 40 mm diameter
Push push (1) (3)
Extended (1) (3)
Booted
Mushroom 60 mm diameter
Mushroom push-pull 40 mm diameter (2)
Mushroom push-pull 60 mm diameter
Omnidirectional lever

A
C
H
L
P
R
T
X
B

White 1
Black 2
Green 3
Red 4
Yellow 5
Blue 6
Gray 8
Blue Sky 9

Additionally may be followed by a one, two, three or four digit number determining other characteristics of the operator (marking, etc...)

- (1): These operators can also be used for illuminated push button when the last digit is 8 or 3.
- (2): Exception : ZB4BT 84 which is a red push-pull, 40 mm diameter with trigger action.
- (3): Can be also symbolized with ZB5C for plastic square type.
- (4): These operators can also be used for harsh environment when the first digit is 8.



Bruce Mahrenholz, Director North American Certification Program

UL LLC

Any information and documentation involving UL Mark services are provided on behalf of UL LLC (UL) or any authorized licensee of UL. For questions, please contact a local UL Customer Service Representative at <http://ul.com/aboutul/locations/>



CERTIFICATE OF COMPLIANCE

Certificate Number 20190809-E164353
Report Reference E39281-19981027
Issue Date 2019-AUGUST-09

Mushroom with key or turn to release ZB4BS
ZB5AS

Turn to release, trigger action	8
Key release, trigger action	9
Key release, 40 mm diameter	1
Key release, 60 mm diameter	2
Turn to release, 30 mm diameter	4
Turn to release, 40 mm diameter	5
Turn to release, 60 mm diameter	6
Key release, 30 mm diameter	7

Additionally may be followed by a one, two, three or four digit number determining other characteristics of the operator (color, key number, head diameter for trigger action type, etc...)

Two operators P. B. ZB4B
ZB5A

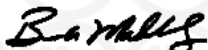
Two flush	A
One flush + one extended	L
Enclosure Type 4 New design	7
Enclosure Type 1	8
Enclosure Type 4	9

Two flush w/o marking	1
Two flush w marking	2
One flush + one extended w/o marking	3
One flush + one extended w marking	4

Additionally may be followed by a one, two, three or four digit number determining other characteristics of the operator (marking, etc...)

Two operators P. B. ZB4B
ZB5A

Two flush	A
One flush + one extended	L
Enclosure Type 4 New design	7



Bruce Mahrenholz, Director North American Certification Program
UL LLC

Any information and documentation involving UL Mark services are provided on behalf of UL LLC (UL) or any authorized licensee of UL. For questions, please contact a local UL Customer Service Representative at <http://ul.com/aboutul/locations/>



CERTIFICATE OF COMPLIANCE

Certificate Number 20190809-E164353
Report Reference E39281-19981027
Issue Date 2019-AUGUST-09

Two pushers without caps - followed by 9
Two pushers without caps + one central pusher - followed by 91
Two pushers with caps - followed by three digits
Two pushers with caps + one central pusher - followed by four digits

The digit numbers indicate color caps and marking for each pusher.

May be followed by 7 for black metal collar.

Selectors: ZB4B
ZB5A
With knob D
With lever J

Two maintained positions 2
With one return position 4

Three maintained positions 3
with two return positions 5
with one from left return position 7
with one from right return position 8

May be followed by M for three contact blocks actuated


Key operators: ZB4BG
ZB5AG

Two maintained positions 2
with recess in the left position 4
with recess in the two positions

Two positions with return from right to left 6
and recess in the left position

Three maintained positions 3
with recess in neutral position 5
with recess in left and right position 9
with recess in left position 0
with recess in the three positions

Three positions with return from left to neutral and 1
recess in right position.



Bruce Mahrenholz, Director North American Certification Program
UL LLC

Any information and documentation involving UL Mark services are provided on behalf of UL LLC (UL) or any authorized licensee of UL. For questions, please contact a local UL Customer Service Representative at <http://ul.com/aboutul/locations/>



CERTIFICATE OF COMPLIANCE

Certificate Number 20190809-E164353
Report Reference E39281-19981027
Issue Date 2019-AUGUST-09

Three positions with two return positions
and recess in neutral position.

7

Additionally may be followed by a one, two or three digit number determining other characteristics of the operator (color, key number, etc...)

Pushbuttons with key-operated push: ZB4BFD
ZB5AFD

Followed by one letter for locking positions and key withdrawal position.

Operators for potentiometer: ZB4B
ZB5A

for potentiometer with 6 mm shaft D912
for potentiometer with 6.35 mm shaft D922

Only for potentiometer with 6 mm shaft(D912)and complete device Cat. No. XB4B or XB5A :

XB4B or XB5A f/b D9.2 R...K

R indicating resistor device, and followed by two, three or four alphanumeric digits, indicating potentiometer values.

Toggle operator: ZB4BD
ZB5AD
Two maintained positions, black lever 28
Two maintained positions with one return position,
black lever 48

Additionally may be followed by a two digit number determining other color of the operator.

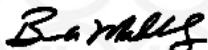
Legend holders:

For circular head, legend not provided ZBZ
For circular head, legend provided ZBY
For square head, legend not provided ZBCZ
For square head, legend provided ZBCY

Followed by any alphanumeric number indicating legend holder size, legend size and wording content.

Legend plates: ZBY

Followed by any alphanumeric number indicating size and wording content.



Bruce Mahrenholz, Director North American Certification Program
UL LLC

Any information and documentation involving UL Mark services are provided on behalf of UL LLC (UL) or any authorized licensee of UL. For questions, please contact a local UL Customer Service Representative at <http://ul.com/aboutul/locations/>



CERTIFICATE OF COMPLIANCE

Certificate Number 20190809-E164353
Report Reference E39281-19981027
Issue Date 2019-AUGUST-09

Metal guards:

For Emergency stop pushbuttons ZBZ160
Padlock metal guard ZBZ1700

Followed by one digit indicating the color of the guard.

Plastic guard:

For rotary and selector heads ZBZ2102

Padlockable flaps:

For pushbuttons ZB4BZ6

Followed by one digit indicating the color of the flap.

Add-on square trim:

Gives a square appearance to ZB5A circular heads ZB5AZ31

Boots:

Clear, single ZBP
Clear, Switch ZBD
Clear, Keys ZBG
Coloured, single ZB2BP

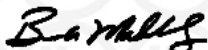
Followed by any alphanumeric number indicating size and/or color.

Plugs:

Metal, for circular head ZB4SZ3
Plastic, for circular head ZB5SZ3
Plastic, for square head ZB5SZ5

Contact elements:

ZBE
Empty 000
only provided with terminals 002
with one NO 101
with one NC 102
with one NO (early make) 201
with one NC (late break) 202



Bruce Mahrenholz, Director North American Certification Program
UL LLC

Any information and documentation involving UL Mark services are provided on behalf of UL LLC (UL) or any authorized licensee of UL. For questions, please contact a local UL Customer Service Representative at <http://ul.com/aboutul/locations/>



CERTIFICATE OF COMPLIANCE

Certificate Number 20190809-E164353
Report Reference E39281-19981027
Issue Date 2019-AUGUST-09

with two NO 203
with two NC 204
with one NC + one NO 205
low power switching 6
low power switching and dust protected 6P

Quick connect terminals 3
Spring clamp terminals 5
Ring tongue terminals 9
Option for specific marking (not critical) J

Contact elements for use in control station Type XAL: ZENL

with one NO 1111
with one NC 1121

Contact element subunits (with fixing base): ZB4BZ
ZB5AZ

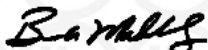
with one NO 101
with one NC 102
with one NO + one NO 103
with one NC + one NC 104
with one NO + one NO + one NC 105
with one NO + one NC late break 106
with one NO + one NO early make 107
with one NO + two NC 141

Quick connect terminals 3
Spring clamp terminals 5

LED pilot light energy limiter subunit:
For pilot light 120V ZBZVG
For pilot light 230V ZBZVM

Kit flush:

Metal ZB4BZ
Plastic ZB5AZ



Bruce Mahrenholz, Director North American Certification Program
UL LLC

Any information and documentation involving UL Mark services are provided on behalf of UL LLC (UL) or any authorized licensee of UL. For questions, please contact a local UL Customer Service Representative at <http://ul.com/aboutul/locations/>



CERTIFICATE OF COMPLIANCE

Certificate Number 20190809-E164353
Report Reference E39281-19981027
Issue Date 2019-AUGUST-09

Followed by an alphanumeric number indicating size and/or label support size.

A complete device (operator plus fixing base plus contact) is symbolized by XB4B or XB5A followed by:

A letter determining the type of operator, a number determining the characteristic of the operator (Colors and / or duty) and the nature and number of contacts, may include additional digits C0, C1 or CUST.
(C0- Paint in grey, C1- Paint in White, CUST-Paint in any other color.)

The designation of the complete device appears on the packaging only.

COMPLETE DEVICES: (only commercialized in complete devices)

Push-to-test Pilot Light: XB4BW2

XB5AW2

White	1
Green	3
Red	4
Orange	5
Blue	6
Yellow	8
24V	B
110...120 V	G

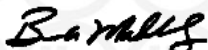
Followed by 5

Pilot light heads:

ZB4BV0
ZB5AV0
ZB5CV0

Heads delivered with 6 different colored lenses	0
White	1
green	3
red	4
orange	5
blue	6
yellow	8

Optional : Heads for integrated LED pilot light 3
May be followed by S for grooved lens



Bruce Mahrenholz, Director North American Certification Program
UL LLC

Any information and documentation involving UL Mark services are provided on behalf of UL LLC (UL) or any authorized licensee of UL. For questions, please contact a local UL Customer Service Representative at <http://ul.com/aboutul/locations/>



CERTIFICATE OF COMPLIANCE

Certificate Number 20190809-E164353
Report Reference E39281-19981027
Issue Date 2019-AUGUST-09

Pilot light element:

Full voltage type ZBV6
With integrated LED (steady light) ZBV
With integrated LED (flashing light) ZBV18
or
With integrated LED for use in control station type XAL ZALV or ZALV18

24 V	B
12 V	J
110...120 V	G
230 V	M
24...120 V	BG
16 V	S
White	1
Green	3
Red	4
Orange	5
Blue	6
Yellow	8
Quick connect terminals	3
Spring clamp terminals	5
Ring tongue terminals	9
Bright LED	S

Test output unit for connection with ZBV elements:

For full voltage type	ZB..V156
For 24 V integrated LED type	ZB..VB.156
For use with integral LED type	ZBZ.156

Pilot light subunit (With fixing base): ZB4BV
ZB5AV

Full voltage type	6
With integrated LED	-
With integrated flashing LED	18



Bruce Mahrenholz, Director North American Certification Program
UL LLC

Any information and documentation involving UL Mark services are provided on behalf of UL LLC (UL) or any authorized licensee of UL. For questions, please contact a local UL Customer Service Representative at <http://ul.com/aboutul/locations/>



CERTIFICATE OF COMPLIANCE

Certificate Number 20190809-E164353
Report Reference E39281-19981027
Issue Date 2019-AUGUST-09

12 V	J
24 V	B
110...120 V	G
230 V	M
24...120 V	BG

Transformer type	
Primary voltage	
110 /120 V	3
230 V 50 Hz, 220/240 V 60 Hz	4
400 V	5
440 / 480 V	8
550 / 600	9
Ring tongue terminals (suffix)	9

Additionally may be followed by D and / or one, two or three digit determining color of the LED or the type of bulb supplied or type of terminals.

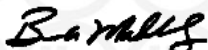
Complete Pilot light, transformer type, with 24V LED : XB4BV
XB5AV

Primary voltage	
400 V	5B
440 / 460 V	8B
550 / 600	9B

White	1
Green	3
Red	4
Orange	5
Blue	6

Double illuminated pushbutton operator:	ZB4BW ZB5AW
-----------------------------------------	----------------

Enclosure Type 4	7
Enclosure Type 1	8
Enclosure Type 4	9



Bruce Mahrenholz, Director North American Certification Program

UL LLC

Any information and documentation involving UL Mark services are provided on behalf of UL LLC (UL) or any authorized licensee of UL. For questions, please contact a local UL Customer Service Representative at <http://ul.com/aboutul/locations/>



CERTIFICATE OF COMPLIANCE

Certificate Number 20190809-E164353
Report Reference E39281-19981027
Issue Date 2019-AUGUST-09

Two flush w/o marking	1
Two flush w marking	2
One flush + one extended w/o marking	3
One flush + one extended w marking	4

Additionally may be followed by a four digit number determining color of the operators and lens, may be followed by 3.

Double illuminated pushbutton operator
+ a central pilot light lens:

ZB4BW
ZB5AW

Enclosure Type 4 New design 7

Two flush	A
One flush + one extended	L

Two pushers without caps- followed by 9
Two pushers with caps - followed by four digits

The four digit number indicate color and marking for caps, and color for pilot light lens.

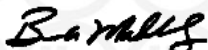
May be followed by 7 for black metal collar.

Illuminated push button heads:

ZB4BW
ZB5AW

Flush (1)	3
Extended head (1)	1
Transparent booted flush head	5
Flush head with "ring"	9
Mushroom, spring return	4
Mushroom, pull to release	6
Mushroom, turn to release	7

White	1
green	3
red	4
orange	5
blue	6
Clear	7
yellow	8



Bruce Mahrenholz, Director North American Certification Program
UL LLC

Any information and documentation involving UL Mark services are provided on behalf of UL LLC (UL) or any authorized licensee of UL. For questions, please contact a local UL Customer Service Representative at <http://ul.com/aboutul/locations/>



CERTIFICATE OF COMPLIANCE

Certificate Number 20190809-E164353
Report Reference E39281-19981027
Issue Date 2019-AUGUST-09

May be followed by 3 for LED pilot light type
May be followed by S for grooved lens
May be followed by 7 for black metal collar
(1) Can be also symbolized with ZB5C for plastic square type.

Illuminated operators for use with:	ZB4B
field installed label:	ZB5A
Transparent flush head	A
Transparent extended head	L
Booted label support	P
Push/push operator	HO
White	18
green	38
red	48
orange	58
blue	68
yellow	88

May be followed by 3, for LED pilot light type.

Illuminated push/push operators: ZB4BH	ZB5AH
Flush head	0
Extended head	-
White	13
green	33
red	43
orange	53
blue	63
yellow	83

Illuminated square push/push operators : ZB5CH

Flush head	3
Extended head	1
white	13
green	33
red	43
orange	53
blue	63
yellow	83

Illuminated selector operator:	ZB4BK1
	ZB5AK1
Two maintained positions	2



Bruce Mahrenholz, Director North American Certification Program
UL LLC

Any information and documentation involving UL Mark services are provided on behalf of UL LLC (UL) or any authorized licensee of UL. For questions, please contact a local UL Customer Service Representative at <http://ul.com/aboutul/locations/>



CERTIFICATE OF COMPLIANCE

Certificate Number 20190809-E164353
Report Reference E39281-19981027
Issue Date 2019-AUGUST-09

With one return position	4
Three maintained positions with two return positions	3
with one from left return position	5
with one from right return position	7
	8
White	13
green	33
red	43
orange	53
blue	63
yellow	83

May be followed by V, for varnish protection

Illuminated push button subunit: (With fixing base + pilot light + contact)	ZB4BW0 ZB5AW0
--------------------------------------------------------------------------------	------------------

Full voltage type	6
With integrated LED	
12V	J
24V	B
110...120V	G
230V	M
Transformer type	
Primary voltage	
110 /120V	3
230V 50Hz, 220/240V 60 Hz	4
400V	5
440 / 480V	8
550 / 600V	9
Ring tongue terminals (suffix)	9

Additionally may be followed by D and / or one, two or three digit determining color of the LED or the type of bulb supplied and / or type and number of contacts.

Note: The transformer Sub unit bears the reference ZB..V.
or ZB..W.. or ZBV.B, eg : ZB..V3 or ZBV5B

A complete device (operator plus fixing base plus pilot light plus contact) is symbolized by : XB4B or XB5A followed by three, four or five numbers and / or letter suffixes determining the type of the operator, the type of the pilot light and the type and number of contacts, may include additional digits C0, C1 or CUST.

The designation of the complete device appears on the packaging only.

Joystick controllers

- Metallic range XD4PA



Bruce Mahrenholz, Director North American Certification Program

UL LLC

Any information and documentation involving UL Mark services are provided on behalf of UL LLC (UL) or any authorized licensee of UL. For questions, please contact a local UL Customer Service Representative at <http://ul.com/aboutul/locations/>



CERTIFICATE OF COMPLIANCE

Certificate Number 20190809-E164353
Report Reference E39281-19981027
Issue Date 2019-AUGUST-09

- Plastic range XD5PA
- Maintained position 1
- with spring return position to off position 2
- two directions 2
- four directions 4

May be followed by a letter determining joystick finished features

Joystick contact block subunit (with fixing base)

- for two directions ZD4 or ZD5 PA103
- for four directions ZD4 or ZD5 PA203

Joystick operators

- Metallic range ZD4PA
- Plastic range ZD5PA
- Maintained position 1
- Spring return to off position 2
- two directions 2
- four directions 4

Illuminated ring for emergency stop pushbuttons and basic pushbuttons:

ZBY9W	3	B	103
I	II	III	IV

I - Illuminated ring, plastic type

II - Illuminated, type

- 2 - 1 color Fixing Red
- 3 - Bi-color Fixed lighting White + Fixed lighting Red
- 4 - 1 color Blinking Red
- 5 - 1 color Fixing white



Bruce Mahrenholz, Director North American Certification Program
UL LLC

Any information and documentation involving UL Mark services are provided on behalf of UL LLC (UL) or any authorized licensee of UL. For questions, please contact a local UL Customer Service Representative at <http://ul.com/about/locations/>



CERTIFICATE OF COMPLIANCE

Certificate Number 20190809-E164353
Report Reference E39281-19981027
Issue Date 2019-AUGUST-09

III - Illuminated, voltage

B – 24 Vac/dc
G – 120 Vac
M – 230 Vac

IV - Label content, up to four digits



Bruce Mahrenholz, Director North American Certification Program

UL LLC

Any information and documentation involving UL Mark services are provided on behalf of UL LLC (UL) or any authorized licensee of UL. For questions, please contact a local UL Customer Service Representative at <http://ul.com/aboutul/locations/>

