



Main

Range	Multi 9
Product name	Multi 9 C60
Product or component type	Miniature circuit-breaker
Device short name	C60H
Device application	Distribution
Poles description	1P
Number of protected poles	1
Line Rated Current	16 A 122 °F (50 °C) EN/IEC 60947-2
Network type	DC AC
Trip unit technology	Thermal-magnetic
Curve code	C
Breaking capacity	20 KA Icu <= 72 V DC EN/IEC 60947-2 3 KA Icu 415 V AC 50/60 Hz between phase and neutral EN/IEC 60947-2 15 kA Icu 240 V AC 50/60 Hz between phase and neutral EN/IEC 60947-2
Utilisation category	Category A conforming to EN/IEC 60947-2
Suitability for isolation	Yes conforming to EN/IEC 60947-2
Standards	EN/IEC 60947-2
Product certifications	EAC CCC

Complementary

Network frequency	50/60 Hz
[Ue] rated operational voltage	240 V AC 50/60 Hz between phase and neutral 415 V AC 50/60 Hz between phase and neutral <= 72 V DC
Magnetic tripping limit	8.5 x In +/- 20 % AC 12 x In +/- 20 % DC
[Ics] rated service breaking capacity	7.5 KA 50 % EN/IEC 60947-2 - 240 V AC 50/60 Hz 1.5 KA 50 % EN/IEC 60947-2 - 415 V AC 50/60 Hz 20 kA 100 % EN/IEC 60947-2 - <= 72 V DC
[Ui] rated insulation voltage	500 V AC 50/60 Hz EN/IEC 60947-2
[Uimp] rated impulse withstand voltage	6 kVEN/IEC 60947-2
Contact position indicator	Yes
Control type	Toggle
Local signalling	ON/OFF indication
Mounting mode	Clip-on
Mounting support	DIN rail
9 mm pitches	2
Height	3.19 in (81 mm)
Width	0.71 in (18 mm)
Depth	2.83 in (72 mm)
Net Weight	0.26 lb(US) (0.12 kg)
Color	Grey
Mechanical durability	20000 cycles
Electrical durability	10000 cycles

Provision for padlocking	Padlockable
Connections - terminals	Tunnel type terminal top or bottom) 0.00...0.04 in ² (1...25 mm ²) - rigid Tunnel type terminal top or bottom) 0.00...0.04 in ² (1...25 mm ²) - flexible Tunnel type terminal top or bottom) 0.00...0.04 in ² (1...25 mm ²) - flexible with ferrule
Wire stripping length	0.55 in (14 mm) top or bottom
Tightening torque	17.70 lbf.in (2 N.m) top or bottom
Earth-leakage protection	Separate block

Environment

Heat dissipation	2.5 W 240 V - 16 A
IP degree of protection	IP20 conforming to IEC 60529 IP40 (modular enclosure) conforming to IEC 60529
Pollution degree	3 conforming to EN/IEC 60947-2
Overvoltage category	IV
Tropicalisation	2 conforming to IEC 60068-1
Relative humidity	95 % 131 °F (55 °C)
Ambient air temperature for operation	-22...158 °F (-30...70 °C)
Ambient air temperature for storage	-40...176 °F (-40...80 °C)





Ordering and shipping details

Category	00908 - C60N SUPPLEMENTARY PROTECTORS
Discount Schedule	DE2
GTIN	03606480577086
Nbr. of units in pkg.	1
Package weight(Lbs)	0.25 lb(US) (0.11 kg)
Returnability	No
Country of origin	FR

Packing Units

Unit Type of Package 1	PCE
Package 1 Height	0.71 in (1.8 cm)
Package 1 width	2.95 in (7.5 cm)
Package 1 Length	3.35 in (8.5 cm)
Unit Type of Package 2	BB1
Number of Units in Package 2	12
Package 2 Weight	2.98 lb(US) (1.351 kg)
Package 2 Height	3.15 in (8 cm)
Package 2 width	3.35 in (8.5 cm)
Package 2 Length	8.86 in (22.5 cm)
Unit Type of Package 3	S03
Number of Units in Package 3	144
Package 3 Weight	37.31 lb(US) (16.925 kg)
Package 3 Height	11.81 in (30 cm)
Package 3 width	11.81 in (30 cm)
Package 3 Length	15.75 in (40 cm)

Offer Sustainability

Sustainable offer status	Green Premium product
REACH Regulation	 REACH Declaration
EU RoHS Directive	Compliant  EU RoHS Declaration
Mercury free	Yes
RoHS exemption information	 Yes
China RoHS Regulation	 China RoHS Declaration

Environmental Disclosure	Product Environmental Profile
WEEE	The product must be disposed on European Union markets following specific waste collection and never end up in rubbish bins.
Halogen content performance	Halogen free plastic parts & cables product
