



Main

Range	Multi 9
Product name	Multi 9 C60H-DC
Product or component type	Miniature circuit-breaker
Device short name	C60H-DC
Device application	Distribution
Poles description	1P
Number of protected poles	1
Line Rated Current	16 A 77 °F (25 °C) EN/IEC 60947-2
Network type	DC
Trip unit technology	Thermal-magnetic
Curve code	B
Breaking capacity	10 KA Icu 220 V DC EN/IEC 60947-2 6 KA Icu 250 V DC EN/IEC 60947-2 20 KA Icu 110 V DC EN/IEC 60947-2 5 KA AIR 12...250 V DC UL 1077 10 KA Icu 220 V DC GB 14048.2 6 KA Icu 250 V DC GB 14048.2 20 KA Icu 110 V DC GB 14048.2
Utilisation category	Category A EN/IEC 60947-2
Suitability for isolation	Yes conforming to EN/IEC 60947-2
Standards	EN/IEC 60947-2 GB 14048.2 UL 1077
Product certifications	IEC CCC UR

Complementary

[Ue] rated operational voltage	250 V DC 110 V DC 220 V DC
Magnetic tripping limit	3...7 x I _n DC
[Ics] rated service breaking capacity	7.5 KA 75 % EN/IEC 60947-2 - 220 V DC 4.5 KA 75 % EN/IEC 60947-2 - 250 V DC 15 KA 75 % EN/IEC 60947-2 - 110 V DC 7.5 KA 75 % GB 14048.2 - 220 V DC 4.5 KA 75 % GB 14048.2 - 250 V DC 15 KA 75 % GB 14048.2 - 110 V DC
[Ui] rated insulation voltage	500 V DC EN/IEC 60947-2
[Uimp] rated impulse withstand voltage	6 kV EN/IEC 60947-2
Contact position indicator	Yes
Control type	Toggle
Local signalling	ON/OFF indication
Mounting mode	Clip-on
Mounting support	DIN rail
9 mm pitches	2
Height	3.19 in (81 mm)
Width	0.71 in (18 mm)
Depth	2.87 in (73 mm)
Net weight	0.28 lb(US) (0.128 kg)
Color	Grey

Mechanical durability	20000 cycles
Electrical durability	3000 Cycles 250 V DC L/R = 2 ms 6000 cycles 250 V DC
Provision for padlocking	Padlockable
Connections - terminals	Tunnel type terminal top or bottom) 0.00...0.04 in ² (1...25 mm ²) AWG 18...AWG 4) - rigid stranded Tunnel type terminal top or bottom) 0.00...0.02 in ² (1...16 mm ²) AWG 18...AWG 6) - flexible Tunnel type terminal top or bottom) 0.00...0.02 in ² (1...16 mm ²) AWG 18...AWG 6) - flexible with ferrule Tunnel type terminal top or bottom) - 2 0.00...0.02 in ² (1...10 mm ²) AWG 18...AWG 8) - rigid stranded Tunnel type terminal top or bottom) - 2 0.00...0.02 in ² (1...10 mm ²) AWG 18...AWG 8) - flexible Tunnel type terminal top or bottom) - 2 0.00...0.02 in ² (1...10 mm ²) AWG 18...AWG 8) - flexible with ferrule Tunnel type terminal top or bottom) - 3 0.00 in ² (1 mm ²) AWG 18) - flexible stranded
Wire stripping length	14 mm for top or bottom connection
Tightening torque	22.13 lbf.in (2.5 N.m) top or bottom
Earth-leakage protection	Without

Environment

Heat dissipation	2.5 W 220 V - 16 A
IP degree of protection	IP20 conforming to IEC 60529 IP40 (modular enclosure) conforming to IEC 60529
Pollution degree	3 EN/IEC 60947-2
Tropicalisation	2 IEC 60068-2 2 GB 14048.2
Relative humidity	95 % at 55 °C
Ambient air temperature for operation	-25...70 °C
Ambient air temperature for storage	-40...185 °F (-40...85 °C)





Ordering and shipping details

Category	00948 - M9 GEN 2 CB UL1077 / IEC
Discount Schedule	DE2
GTIN	00785901772590
Nbr. of units in pkg.	1
Package weight(Lbs)	1 lb(US) (0.45 kg)
Returnability	No
Country of origin	CN

Packing Units

Package 1 Height	0.820 dm
Package 1 width	0.180 dm
Package 1 Length	0.720 dm

Offer Sustainability

REACH Regulation	 REACH Declaration
REACH free of SVHC	Yes
EU RoHS Directive	Compliant  EU RoHS Declaration
Mercury free	Yes
RoHS exemption information	 Yes
China RoHS Regulation	 China RoHS Declaration
WEEE	The product must be disposed on European Union markets following specific waste collection and never end up in rubbish bins.