

## 2-Head Push Buttons

1. Select operator head type
2. Select mounting base and contact block



Operator Head Type	Color	Catalog No.
Two Flush Buttons	● Green / ● Red	<b>ZB5AA7340</b>
	● Black / ○ White	<b>ZB5AA7120</b>
Two Flush Buttons Marked "I" & "O"	● Green / ● Red	<b>ZB5AA7341</b>
	● Black / ○ White	<b>ZB5AA7121</b>
One Flush & One Extended Button	● Green / ● Red	<b>ZB5AL7340</b>
One Flush & One Extended Button Marked "I" & "O"	● Green / ● Red	<b>ZB5AL7341</b>

Mounting Base & Contact Block	
N.O./N.C.	Catalog No.
1 N.O.	<b>ZB5AZ101</b>
1 N.C.	<b>ZB5AZ102</b>
2 N.O.	<b>ZB5AZ103</b>
2 N.C.	<b>ZB5AZ104</b>
1 N.O. + 1 N.C.	<b>ZB5AZ105</b>

## LED Pilot Lights

1. Select operator head type
2. Select LED lamp with mounting base



Operator Head Type	Action	Color	Catalog No.
Round	None	○ White	<b>ZB5AV013</b>
		● Green	<b>ZB5AV033</b>
		● Red	<b>ZB5AV043</b>
		● Yellow	<b>ZB5AV053</b>
		● Blue	<b>ZB5AV063</b>

Color	LED Lamp & Mounting Base	Catalog No.
○ White	24 VAC/DC	<b>ZB5AVB1</b>
	120 VAC/DC	<b>ZB5AVG1</b>
● Green	24 VAC/DC	<b>ZB5AVB3</b>
	120 VAC/DC	<b>ZB5AVG3</b>
● Red	24 VAC/DC	<b>ZB5AVB4</b>
	120 VAC/DC	<b>ZB5AVG4</b>
● Yellow	24 VAC/DC	<b>ZB5AVB5</b>
	120 VAC/DC	<b>ZB5AVG5</b>
● Blue	24 VAC/DC	<b>ZB5AVB6</b>
	120 VAC/DC	<b>ZB5AVG6</b>

## Legend Plates



Legend Plate & Inserts	Catalog No.
Legend Holder	<b>ZBZ32</b>
Auto	<b>ZBY2115</b>
Auto-Hand	<b>ZBY2364</b>
Close	<b>ZBY2314</b>
Down	<b>ZBY2308</b>
Fast	<b>ZBY2328</b>
Forward	<b>ZBY2305</b>
For-Rev	<b>ZBY2371</b>
Hand	<b>ZBY231</b>
Hands-Off-Auto	<b>ZBY2387</b>
Off	<b>ZBY2312</b>
Off-On	<b>ZBY2367</b>
On	<b>ZBY2311</b>
Open	<b>ZBY2313</b>
Reset	<b>ZBY2323</b>
Reverse	<b>ZBY2306</b>
Run	<b>ZBY2334</b>
Slow	<b>ZBY2327</b>
Start	<b>ZBY2303</b>
Stop	<b>ZBY2304</b>
Stop-Start	<b>ZBY2366</b>
Up	<b>ZBY2307</b>

## Contact Blocks



Description	Catalog No.
Screw Terminals	
1 N.O.	<b>ZBE101</b>
1 N.C.	<b>ZBE102</b>
2 N.O.	<b>ZBE103</b>
2 N.C.	<b>ZBE104</b>
1 N.O. + 1 N.C.	<b>ZBE105</b>
Spring Terminals	
1 N.O.	<b>ZBE1015</b>
1 N.C.	<b>ZBE1025</b>
2 N.O.	<b>ZBE2035</b>
2 N.C.	<b>ZBE2045</b>
1 N.O. + 1 N.C.	<b>ZBE2055</b>

## Accessories




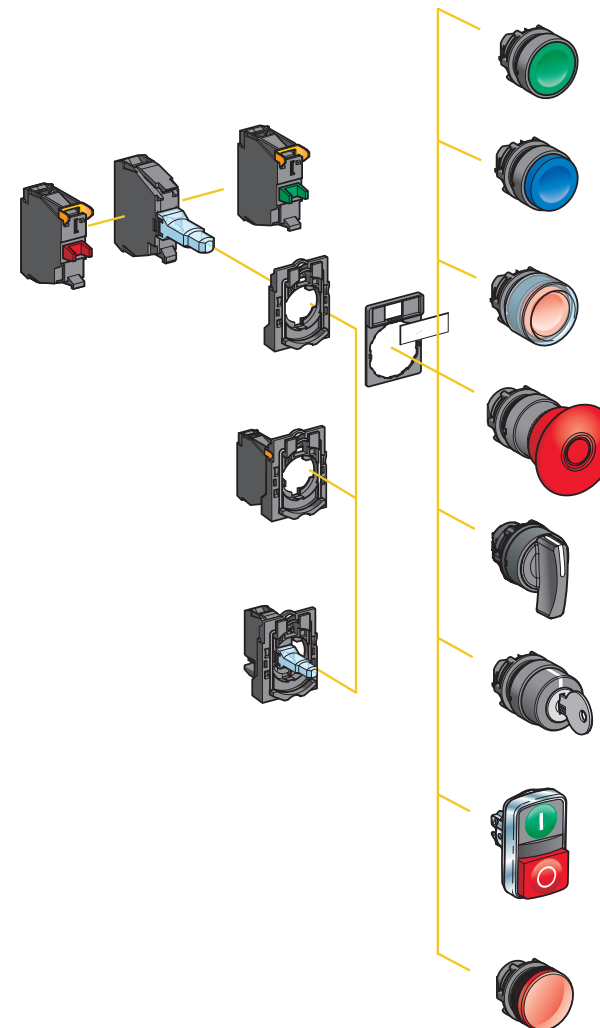
Description	Catalog No.
Mounting Collar	<b>ZB5AZ009</b>

## Selling Points

- Complete range of products
- Allows customer assembly using separate parts and common accessories
- Easy-to-install double insulated black plastic construction
- Zero-maintenance LED lights protected against short circuits, overvoltage, reverse polarity and electromagnetic interference
- No-notch mounting in a 22 mm (7/8 in.) diameter hole
- NEMA rated: 1, 2, 3, 4, 4X, 12 and 13
- Meets IEC standards
- UL listed, CSA certified and CE marked

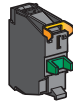
# Simple Selector

22 mm Plastic Push Buttons, Selector Switches and Pilot Lights



## Non-Illuminated Push Buttons

1. Select operator head type
2. Mounting base
3. Select contact block



Operator Head Type	Action	Color	Operator Head Catalog No.
Flush	Momentary	○ White	<b>ZB5AA1</b>
		● Black	<b>ZB5AA2</b>
		● Green	<b>ZB5AA3</b>
		● Red	<b>ZB5AA4</b>
		● Yellow	<b>ZB5AA5</b>
		● Blue	<b>ZB5AA6</b>
Extended	Momentary	○ White	<b>ZB5AL1</b>
		● Black	<b>ZB5AL2</b>
		● Green	<b>ZB5AL3</b>
		● Red	<b>ZB5AL4</b>
		● Yellow	<b>ZB5AL5</b>
		● Blue	<b>ZB5AL6</b>
Booted	Momentary	○ White	<b>ZB5AP1</b>
		● Black	<b>ZB5AP2</b>
		● Green	<b>ZB5AP3</b>
		● Red	<b>ZB5AP4</b>
		● Yellow	<b>ZB5AP5</b>
		● Blue	<b>ZB5AP6</b>
40 mm Mushroom	Turn to Release	● Black	<b>ZB5AS52</b>
		● Red	<b>ZB5AS54</b>
	Push-Pull	● Black	<b>ZB5AT2</b>
		● Red	<b>ZB5AT4</b>
60 mm Mushroom	Turn to Release	● Black	<b>ZB5AS62</b>
		● Red	<b>ZB5AS64</b>
	Push-Pull	● Black	<b>ZB5AX2</b>
		● Red	<b>ZB5AX4</b>

Mounting Collar	Catalog No.
Mounting Collar	<b>ZB5AZ009</b>

Contact Block	Catalog No.
Screw Terminals	
1 N.O.	<b>ZBE101</b>
1 N.C.	<b>ZBE102</b>
2 N.O.	<b>ZBE203</b>
2 N.C.	<b>ZBE204</b>
1 N.O. + 1 N.C.	<b>ZBE205</b>
Spring Terminals	
1 N.O.	<b>ZBE1015</b>
1 N.C.	<b>ZBE1025</b>
2 N.O.	<b>ZBE2035</b>
2 N.C.	<b>ZBE2045</b>
1 N.O. + 1 N.C.	<b>ZBE2055</b>

## LED Illuminated Push Buttons

1. Select operator head type
2. Select LED lamp body with contact block



Operator Head Type	Action	Color	Catalog No.
Flush	Momentary Action	○ White	<b>ZB5AW313</b>
		● Green	<b>ZB5AW333</b>
		● Red	<b>ZB5AW343</b>
		● Yellow	<b>ZB5AW353</b>
		● Blue	<b>ZB5AW363</b>

Color	LED Lamp & Mounting Base with 1 N.O.+ 1 N.C. Contact Block	Catalog No.
○ White	24 VAC/DC	<b>ZBA5AW0B15</b>
	120 VAC	<b>ZB5AW0G15</b>
● Green	24 VAC/DC	<b>ZB5AW0B35</b>
	120 VAC	<b>ZB5AW0G35</b>
● Red	24 VAC/DC	<b>ZB5AW0B55</b>
	120 VAC	<b>ZB5AW0G55</b>
● Yellow	24 VAC/DC	<b>ZB5AW0B55</b>
	120 VAC	<b>ZB5AW0G55</b>
● Blue	24 VAC/DC	<b>ZB5AW0B65</b>
	120 VAC	<b>ZB5AW0G65</b>



N.O. = Normally Open  
N.C. = Normally Closed

## Illuminated Selector Switches

1. Select operator head type
2. Select LED lamp module
3. Select mounting base and contact block



Operator Head Type			Color	LED Lamp Module	Catalog No.	Desired Contact Configuration			Mounting Base & Contact Block Mounting Position	
Number of Positions	Color	Catalog No.				Lever Position Left	Lever Position Center	Lever Position Right	Left Position Catalog No.	Right Position Catalog No.
2-Position	● Green	<b>ZB5AK1233</b>	24 VAC/DC	<b>ZBVB3</b>	Off	—	On	—	<b>ZB5AZ101</b>	
					On	—	Off	<b>ZB5AZ102</b>	—	
					On	—	On	<b>ZB5AZ101</b>	<b>ZBE101</b>	
3-Position	● Green	<b>ZB5AK1333</b>	24 VAC/DC	<b>ZBVB3</b>	On	Off	On	—	<b>ZB5AZ101</b>	
			120 VAC	<b>ZBVG3</b>	Off	On	Off	<b>ZB5AZ102</b>	—	
	● Red	<b>ZB5AK1343</b>	24 VAC/DC	<b>ZBVB4</b>	Off	On	On	<b>ZB5AZ101</b>	<b>ZBE101</b>	
			120 VAC	<b>ZBVG4</b>	On	Off	Off	<b>ZB5AZ102</b>	<b>ZBE101</b>	
	● Yellow	<b>ZB5AK1353</b>	24 VAC/DC	<b>ZBVB5</b>	On	On	Off	<b>ZB5AZ101</b>	—	
			120 VAC	<b>ZBVG5</b>						

## Non-Illuminated Selector Switches

1. Select operator head type
2. Select mounting base and contact block



Operator Head Type					Desired Contact Configuration			Mounting Base & Contact Block Mounting Position	
Number of Positions	Lever Type	Lever Returns to	Color	Catalog No.	Lever Position Left	Lever Position Center	Lever Position Right	Left Position Catalog No.	Right Position Catalog No.
2-Position	Standard	Maintained	● Black	<b>ZB5AD2</b>	Off	—	On	—	<b>ZB5AZ101</b>
	Extended	Maintained	● Black	<b>ZB5AJ2</b>	On	—	Off	<b>ZB5AZ102</b>	—
	Standard	Left	● Black	<b>ZB5AD4</b>	On	—	On	<b>ZB5AZ101</b>	<b>ZBE101</b>
	Extended	Left	● Black	<b>ZB5AJ4</b>					
3-Position	Standard	Maintained	● Black	<b>ZB5AD3</b>	On	Off	On	—	<b>ZB5AZ101</b>
	Extended	Maintained	● Black	<b>ZB5AJ3</b>	Off	On	Off	<b>ZB5AZ102</b>	<b>ZBE101</b>
	Standard	Center	● Black	<b>ZB5AD5</b>	Off	On	On	<b>ZB5AZ101</b>	<b>ZBE101</b>
	Extended	Center	● Black	<b>ZB5AJ5</b>	On	Off	Off	<b>ZB5AZ101</b>	—
					On	On	Off	<b>ZB5AZ101</b>	—

## Non-Illuminated Key Switches

1. Select operator head type
2. Select mounting base and contact block



Operator Head Type					Desired Contact Configuration			Mounting Base & Contact Block Mounting Position	
Number of Positions	Key Returns to Position	Key Removes from Position	Color	Catalog No.	Lever Position Left	Lever Position Center	Lever Position Right	Left Position Catalog No.	Right Position Catalog No.
2-Position	Maintained	Left	● Black	<b>ZB5AG2</b>	Off	—	On	—	<b>ZB5AZ101</b>
	Maintained	All	● Black	<b>ZB5AG4</b>	On	—	Off	<b>ZB5AZ102</b>	—
	Left Position	Left	● Black	<b>ZB5AG6</b>	On	—	On	<b>ZB5AZ101</b>	<b>ZBE101</b>
3-Position	Maintained	All	● Black	<b>ZB5AG0</b>	On	Off	On	—	<b>ZB5AZ101</b>
	Maintained	Center	● Black	<b>ZB5AG3</b>	Off	On	Off	<b>ZB5AZ102</b>	—
	Center	Center	● Black	<b>ZB5AG7</b>	Off	On	On	<b>ZB5AZ101</b>	<b>ZBE101</b>
					On	Off	Off	<b>ZB5AZ102</b>	<b>ZBE101</b>
					On	On	Off	<b>ZB5AZ101</b>	—

Set of 2 Replacement Keys **ZBG455**