



Main

Range of product	Zelio Control
Product or component type	Modular measurement and control relays
Relay type	Voltage control relay
Phase	1 phase
Supply circuit type	DC
Relay name	RM22UA
Relay monitored parameters	Overvoltage and undervoltage detection
Time delay type	Adjustable 0.1...30 s, +/- 10 % of the full scale value on crossing the threshold Tt
Switching capacity in VA	2000 VA
Measurement range	80...300 V voltage AC/DC 50/60 Hz

Complementary

Reset time	1500 ms at maximum voltage
Maximum switching voltage	250 V AC
Minimum switching current	10 mA 5 V DC
Maximum switching current	8 A AC
[Us] rated supply voltage	110...240 V AC 50/60 Hz
Supply voltage limits	60...280 V AC
Power consumption in VA	5 VA AC
Maximum power consumption in W	2 W DC
Supply voltage frequency	50...60 Hz +/- 10 %
Output contacts	2 C/O
Nominal output current	8 A
Hysteresis	5...50 % adjustable threshold setting
Run-up delay at power-up	600 ms
Maximum measuring cycle	250 ms measurement cycle as true rms value
Repeat accuracy	+/- 0.5 % input and measurement circuit +/- 2 % time delay
Measurement error	< 1 % over the whole range with voltage variation 0.2 %/°C with temperature variation
Response time	<= 500 ms
Overvoltage category	III IEC 60664-1
Insulation resistance	> 100 MOhm 500 V DC IEC 60255-27
Mounting position	Any position
Connections - terminals	Screw terminals, 2 x 0.5...2 x 2.5 mm ² AWG 20...AWG 14) solid without cable end Screw terminals, 2 x 0.2...2 x 1.5 mm ² AWG 24...AWG 16) flexible with cable end Screw terminals, 1 x 0.5...1 x 3.3 mm ² AWG 20...AWG 12) solid without cable end Screw terminals, 1 x 0.2...1 x 2.5 mm ² AWG 24...AWG 14) flexible with cable end
Tightening torque	5.31...8.85 lbf.in (0.6...1 N.m) IEC 60947-1
Housing material	Self-extinguishing plastic
Status LED	Relay ON LED Yellow) Power ON LED Green)
Mounting support	35 mm DIN rail EN/IEC 60715
Electrical durability	100000 cycles

Mechanical durability	10000000 cycles
Utilisation category	AC-15 IEC 60947-5-1 DC-13 IEC 60947-5-1 AC-1 IEC 60947-4-1 DC-1 IEC 60947-4-1
Safety reliability data	MTTFd = 433.7 years B10d = 400000
Contacts material	Cadmium free
Maximum Width	0.89 in (22.5 mm)
Net Weight	0.20 lb(US) (0.09 kg)

Environment

Immunity to microbreaks	20 ms
Electromagnetic compatibility	Immunity for residential, commercial and light-industrial environments EN/IEC 61000-6-1 Immunity for industrial environments EN/IEC 61000-6-2 Emission standard for residential, commercial and light-industrial environments EN/IEC 61000-6-3 Emission standard for industrial environments EN/IEC 61000-6-4 Electrostatic discharge - test level: 6 kV level 3 (contact discharge) conforming to IEC 61000-4-2 Electrostatic discharge - test level: 8 kV level 3 (air discharge) conforming to IEC 61000-4-2 Radiated radio-frequency electromagnetic field immunity test 10 V/m level 3 IEC 61000-4-3 Electrical fast transient/burst immunity test 4 kV direct) level 4 IEC 61000-4-4 Electrical fast transient/burst immunity test 2 kV capacitive coupling) level 4 IEC 61000-4-4 Surge immunity test 4 kV common mode) level 4 IEC 61000-4-5 Surge immunity test 2 kV differential mode) level 4 IEC 61000-4-5 Conducted and radiated emissions class B group 1 CISPR 11 Conducted and radiated emissions class B conforming to CISPR 22
Standards	EN/IEC 60255-1
Product certifications	CCC CE CSA EAC UL GL RCM
Ambient air temperature for storage	-40...158 °F (-40...70 °C)
Ambient air temperature for operation	-4...122 °F (-20...50 °C) 60 Hz -4...140 °F (-20...60 °C) 50 Hz AC/DC
Relative humidity	93...97 % 77...131 °F (25...55 °C) IEC 60068-2-30
Vibration resistance	0.075 mm 10...58.1 Hz) not in operation IEC 60068-2-6 1 gn 10...58.1 Hz) not in operation IEC 60068-2-6 0.035 mm 58.1...150 Hz) in operation IEC 60068-2-6 0.5 gn 58.1...150 Hz) in operation IEC 60068-2-6
Shock resistance	15 gn 11 ms) not in operation IEC 60068-2-27 5 gn 11 ms) in operation IEC 60068-2-27
IP degree of protection	IP20 IEC 60529 terminals) IP40 IEC 60529 housing) IP50 IEC 60529 front panel)
Pollution degree	3 conforming to IEC 60664-1
Dielectric test voltage	2.5 kV AC 50 Hz, 1 min IEC 60255-27

Ordering and shipping details

Category	22380 - RELAYS-MEASUREMENT (RM17-RM35)
Discount Schedule	CP2
GTIN	00785901472025
Nbr. of units in pkg.	1
Package weight(Lbs)	1 lb(US) (0.45 kg)
Returnability	Yes
Country of origin	ID

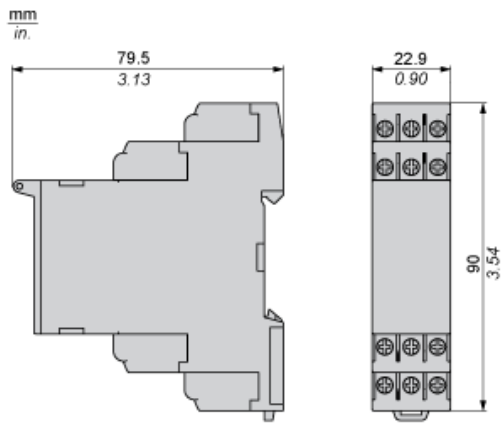
Packing Units

Package 1 Height	0.260 dm
Package 1 width	0.820 dm
Package 1 Length	0.950 dm

Offer Sustainability

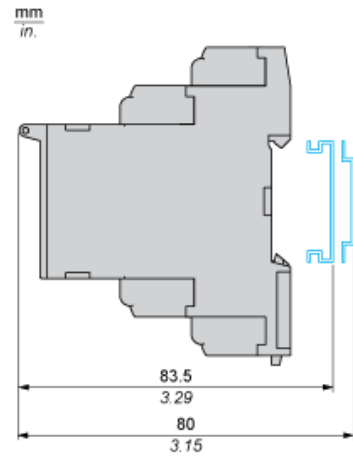
Sustainable offer status	Green Premium product
California proposition 65	WARNING: This product can expose you to chemicals including: Lead and lead compounds, which is known to the State of California to cause cancer and birth defects or other reproductive harm. For more information go to www.P65Warnings.ca.gov
REACH Regulation	REACH Declaration
EU RoHS Directive	Pro-active compliance (Product out of EU RoHS legal scope) EU RoHS Declaration
Mercury free	Yes
RoHS exemption information	Yes
China RoHS Regulation	China RoHS Declaration
Environmental Disclosure	Product Environmental Profile
Circularity Profile	End Of Life Information
WEEE	The product must be disposed on European Union markets following specific waste collection and never end up in rubbish bins.

Dimensions



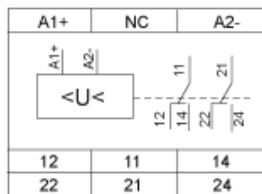
Mounting and Clearance

Rail Mounting



Voltage Control Relay

Wiring Diagram



A1+,A2- : Voltage to be monitored

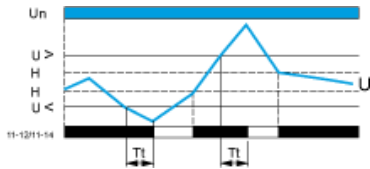
E1,E2,E3,M : Voltages to be measured

11-14,12 : 1st C/O contact of output relay

21-24,22 : 2nd C/O contact of output relay

Function Diagram

Control of Overvoltage and Undervoltage in Window Mode



Legend

T_t Time delay after crossing of threshold

U_n Nominal supply voltage

U Monitored supply voltage

H Hysteresis

$U >$ Overvoltage threshold

$U <$ Undervoltage threshold

11-12, 11-14 Output relay connections

Relay status: black color = energized.