

# SSP1A4125BDT

Solid state panel mount relay, 125 A, zero voltage switching, thermal pad, input 4...32 V DC, output 48...660 V AC



## Main

Range of product	Harmony Relay
Product or component type	Solid state relay
Provided accessory	Thermal pad
Device short name	SSP1
Mounting support	Panel
Number of phases	1 phase
Contacts type and configuration	1 NO
Line Rated Current	125 A
Solid state output type	Zero voltage switching SCR output

## Complementary

[Uc] control circuit voltage	4...32 V DC
Minimum switching voltage	4 V DC turn-on
Maximum switching voltage	1 V DC turn-off
Response time	0.5 cycle turn-on) 0.5 cycle turn-off)
Input current	7...12 mA
Output voltage	48...660 V AC
Load current	0.15...125 A
Transient overvoltage	1200 V
Surge current	1750 A 16.6 ms
Maximum I <sup>2</sup> t for fusing	12709 A <sup>2</sup> .S 8.33 ms 60 Hz 13950 A <sup>2</sup> .s 10 ms 50 Hz
Co-ordination type	Type 1 - 80 A miniature circuit breaker (MCB) B Type 2 - 63 A miniature circuit breaker (MCB) B
Maximum leakage current	1 mA off-state
Maximum voltage drop	<1.15 V on-state
DV/dt	500 V/μs off-state at maximum voltage
Power factor	0.5 with maximum load)
Motor controller rating	2 Hp 120 V AC 5 Hp 240 V AC 10 hp 480 V AC
Insulation resistance	1000 MOhm 500 V DC
Maximum capacitance	8 pF input/output
Dielectric strength	4 KV AC input/output 4 kV AC input or output to case
[Uimp] rated impulse withstand voltage	6 KV output to case 6 kV input to output
Tightening torque	1.5...1.7 N.m input 2...2.2 N.m output

The information provided in this documentation contains general descriptions and/or technical characteristics of the performance of the products contained herein. This documentation is not intended as a substitute for and is not to be used for determining suitability or reliability of these products for specific user applications. It is the duty of any such user or integrator to perform the appropriate and complete risk analysis, evaluation and testing of the products with respect to the relevant specific application or use thereof. Neither Schneider Electric Industries SAS nor any of its affiliates or subsidiaries shall be responsible or liable for misuse of the information contained herein.

Connections - terminals	Screw terminals 0.2...3.3 mm <sup>2</sup> , AWG 24...AWG 12) with cable end input Screw terminals 0.5...5.26 mm <sup>2</sup> , AWG 20...AWG 10) with cable end output Screw terminals 0.2...3.3 mm <sup>2</sup> , AWG 24...AWG 12) without cable end input Screw terminals 0.5...8.26 mm <sup>2</sup> , AWG 20...AWG 8) without cable end output Forked type tag connectors 9.2 x 4 mm input Ring lugs 9.2 x 4 mm input Forked type tag connectors 11.7 x 4.5 mm output Ring lugs 11.7 x 4.5 mm output
Thermal resistance	0.22 °C/W junction to case
Thermal pad impedance	0.48 °C-in <sup>2</sup> /W at 25 psi
LED indicator	LED, green input
IP degree of protection	IP20
Safety reliability data	MTTFd = 1875.9 years B10d = 1731395
Net weight	3.15 oz (89.2 g)
Device presentation	Complete product

## Environment

Ambient air temperature for operation	-40...176 °F (-40...80 °C)
Ambient air temperature for storage	-40...257 °F (-40...125 °C)
Pollution degree	2
Overvoltage category	III
Product certifications	CSA CE RoHS UL EAC
Marking	CSA UL CE EAC
Standards	EN/IEC 60950-1 EN/IEC 62314 CSA C22.2 No 14-13 UL 508



## Ordering and shipping details

Category	22375 - INTERFACE MODULE(ABA,R,S)
Discount Schedule	CP2
GTIN	00785901502166
Nbr. of units in pkg.	30
Package weight(Lbs)	0.2 lb(US) (0.09 kg)
Returnability	No
Country of origin	MX

## Packing Units

Package 1 Height	0.380 dm
Package 1 width	0.480 dm
Package 1 Length	0.650 dm

## Offer Sustainability

Sustainable offer status	Green Premium product
California proposition 65	WARNING: This product can expose you to chemicals including: Lead and lead compounds, which is known to the State of California to cause cancer and birth defects or other reproductive harm. For more information go to <a href="http://www.P65Warnings.ca.gov">www.P65Warnings.ca.gov</a>
REACH Regulation	 <a href="#">REACH Declaration</a>
EU RoHS Directive	Pro-active compliance (Product out of EU RoHS legal scope)  <a href="#">EU RoHS Declaration</a>
Mercury free	Yes

---

RoHS exemption information	<a href="#">Yes</a>
China RoHS Regulation	<a href="#">China RoHS Declaration</a>
Environmental Disclosure	<a href="#">Product Environmental Profile</a>
Circularity Profile	<a href="#">End Of Life Information</a>

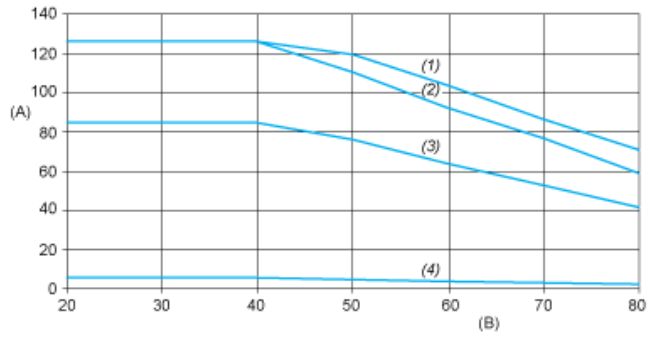
---

Dimensions



- (1) Front view
- (2) Side view
- (3) Bottom view

Derating Curves



- A : Load Current (Arms)
- B : Ambient Temperature (°C)
- (1) For Heatsink SSRHP02
- (2) For Heatsink SSRHP05
- (3) For Heatsink SSRHP07
- (4) No Heatsink