

# LC1F150

TeSys F contactor - 3P(3 NO)-AC-3 <= 440V  
150A with coil LX9 - 24...600V AC 40/400Hz,  
LX4 - 24...460V DC, LXE - 100...250V AC  
50/60Hz or 100...380V DC



## Main

Range	TeSys
Product name	TeSys F
Product or component type	Contactor
Device short name	LC1F
Contactor application	Resistive load Motor control
Utilisation category	AC-1 AC-4 AC-3
Poles description	3P
Power pole contact composition	3 NO
[Ue] rated operational voltage	<= 690 V AC 50/60 Hz
[Ie] rated operational current	250 A 104 °F (40 °C) <= 440 V AC-1 150 A 131 °F (55 °C) <= 440 V AC-3
Motor power kW	75 KW 380...400 V AC 50/60 Hz AC-3) 80 KW at 415 V AC 50/60 Hz (AC-3) 80 KW at 440 V AC 50/60 Hz (AC-3) 90 KW 500 V AC 50/60 Hz AC-3) 40 KW 220...240 V AC 50/60 Hz AC-3) 100 KW 660...690 V AC 50/60 Hz AC-3) 22 kW 400 V AC 50/60 Hz AC-4)

## Complementary

[Uc] control circuit voltage	24...575 V AC 40...400 Hz with LX1/LX9 coil 24...460 V DC with LX4 coil 100...250 V AC 50/60 Hz with LXE coil 100...380 V DC with LXE coil
[Uimp] rated impulse withstand voltage	8 kV
Overvoltage category	III
[Ith] conventional free air thermal current	250 A (at 40 °C)
Irms rated making capacity	1500 A IEC 60947-4-1
Rated breaking capacity	1200 A conforming to IEC 60947-4-1
[Icw] rated short-time withstand current	1200 A 40 °C - 10 s 700 A 40 °C - 30 s 600 A 40 °C - 1 min 450 A 40 °C - 3 min 350 A 40 °C - 10 min
Associated fuse rating	160 A aM at <= 440 V 250 A gG at <= 440 V
Average impedance	0.35 mOhm - Ith 250 A 50 Hz
[Ui] rated insulation voltage	1000 V IEC 60947-4-1 1500 V VDE 0110 group C
Power dissipation per pole	22 W AC-1 8 W AC-3

The information provided in this documentation contains general descriptions and/or technical characteristics of the products of the products contained herein. This documentation is not intended as a substitute for and is not to be used for determining suitability or reliability of these products for specific user applications. It is the duty of any such user or integrator to perform the appropriate and complete risk analysis, evaluation and testing of the products with respect to the relevant specific application or use thereof. Neither Schneider Electric Industries SAS nor any of its affiliates or subsidiaries shall be responsible or liable for misuse of the information contained herein.

Control circuit voltage limits	Operational 0.85...1.1 Uc AC 40...400 Hz Drop-out 0.2...0.55 Uc AC 40...400 Hz Operational 0.85...1.1 Uc DC Drop-out 0.15...0.2 Uc DC Operational 85...275 V AC 50/60 Hz Drop-out 0...60 V AC 50/60 Hz Operational 85...418 V DC Drop-out 0...45 V DC
Heat dissipation	5.9...7.2 W 2.2...2.5 W
Operating time	35 ms closing with LX1/LX9 coil 130 ms opening with LX1/LX9 coil 30...40 ms closing with LX4 coil 30...50 ms opening with LX4 coil 40...80 ms closing with LXE coil 6...54 ms opening with LXE coil
Mounting support	Plate
Standards	IEC 60947-4-1 EN 60947-4-1 IEC 60947-1 EN 60947-1 JIS C8201-4-1
Product certifications	RINA CSA BV RMRoS LROS (Lloyds register of shipping) DNV ABS UL CB
Connections - terminals	Power circuit lugs-ring terminals 1 0.19 in <sup>2</sup> (120 mm <sup>2</sup> ) 25 x 3 mm Power circuit: connector 1 cable(s) 120 mm <sup>2</sup> Power circuit bar 2 Power circuit bolted connection Control circuit screw clamp terminals 1 0.00...0.01 in <sup>2</sup> (1...4 mm <sup>2</sup> )flexible without cable end Control circuit screw clamp terminals 2 0.00...0.01 in <sup>2</sup> (1...4 mm <sup>2</sup> )flexible with cable end Control circuit screw clamp terminals 1 0.00...0.01 in <sup>2</sup> (1...4 mm <sup>2</sup> )flexible with cable end Control circuit screw clamp terminals 2 0.00...0.00 in <sup>2</sup> (1...2.5 mm <sup>2</sup> )solid without cable end Control circuit screw clamp terminals 1 0.00...0.01 in <sup>2</sup> (1...4 mm <sup>2</sup> ) Control circuit screw clamp terminals 2 0.00...0.01 in <sup>2</sup> (1...4 mm <sup>2</sup> ) Control circuit screw clamp terminals 1.0 0.00...0.00 in <sup>2</sup> (0.2...2.5 mm <sup>2</sup> )flexible without cable end Control circuit screw clamp terminals 1.0 0.00...0.00 in <sup>2</sup> (0.25...2.5 mm <sup>2</sup> )flexible with cable end Control circuit screw clamp terminals 1.0 0.00...0.00 in <sup>2</sup> (0.2...2.5 mm <sup>2</sup> )solid without cable end
Tightening torque	Power circuit: 18 N.m Control circuit: 1.2 N.m Control circuit 5.31 lbf.in (0.6 N.m)
Mechanical durability	10 Mcycles
Inrush power in VA	690...855 VA, 40...400 Hz cos phi 0.9 (at 68 °F (20 °C))with LX1/LX9 coil 543...665 VA (at 68 °F (20 °C))with LX4 coil 280...310 VA, 50/60 Hz cos phi 0.5 (at 68 °F (20 °C))with LXE coil 270...320 VA (at 68 °F (20 °C))with LXE coil
Hold-in power consumption in VA	6.6...8.1 VA 3.94...4.83 VA 4.5...7.0 VA 2.5...4.0 VA
Maximum operating rate	2400 cyc/h 131 °F (55 °C)
Compatibility code	LC1F

## Environment

IP degree of protection	IP2x front face with shrouds IEC 60529 IP2x front face with shrouds VDE 0106
Protective treatment	TH
Ambient air temperature for operation	-40...140 °F (-40...60 °C)
Ambient air temperature for storage	-76...176 °F (-60...80 °C)
Permissible ambient air temperature around the device	140...158 °F (60...70 °C) at Uc
Operating altitude	9842.52 ft (3000 m) without derating
Mechanical robustness	Vibrations contactor open: 2 Gn, 5...300 Hz Vibrations contactor closed: 6 Gn, 5...300 Hz Shocks contactor open: 9 Gn for 1/2 sine wave (11 ms) Shocks contactor closed: 15 Gn for 1/2 sine wave (11 ms)
Height	6.69 in (170 mm)
Maximum Width	6.44 in (163.5 mm)
Depth	6.73 in (171 mm)
Net Weight	8.44 lb(US) (3.83 kg)




## Ordering and shipping details

Category	22336 - CTR,F-LINE,AC,OPEN,NONREV
Discount Schedule	I12
GTIN	00785901156116
Nbr. of units in pkg.	1
Package weight(Lbs)	8.1 lb(US) (3.67 kg)
Returnability	Yes
Country of origin	CZ

## Packing Units

Unit Type of Package 1	PCE
Package 1 Height	7.17 in (18.2 cm)
Package 1 width	7.87 in (20 cm)
Package 1 Length	8.82 in (22.4 cm)
Unit Type of Package 2	CAR
Number of Units in Package 2	1
Package 2 Weight	7.91 lb(US) (3.588 kg)
Package 2 Height	8.66 in (22 cm)
Package 2 width	7.72 in (19.6 cm)
Package 2 Length	9.45 in (24 cm)
Unit Type of Package 3	P06
Number of Units in Package 3	18
Package 3 Weight	162.15 lb(US) (73.552 kg)
Package 3 Height	31.50 in (80 cm)
Package 3 width	31.50 in (80 cm)
Package 3 Length	23.62 in (60 cm)

## Offer Sustainability

Sustainable offer status	Green Premium product
California proposition 65	WARNING: This product can expose you to chemicals including: Lead and lead compounds, which is known to the State of California to cause cancer and birth defects or other reproductive harm. For more information go to <a href="http://www.P65Warnings.ca.gov">www.P65Warnings.ca.gov</a>
REACH Regulation	 <a href="#">REACH Declaration</a>
EU RoHS Directive	Compliant  <a href="#">EU RoHS Declaration</a>
Mercury free	Yes
RoHS exemption information	 <a href="#">Yes</a>

China RoHS Regulation	<a href="#">China RoHS Declaration</a>
Environmental Disclosure	<a href="#">Product Environmental Profile</a>
Circularity Profile	<a href="#">End Of Life Information</a>
WEEE	The product must be disposed on European Union markets following specific waste collection and never end up in rubbish bins.

### Contractual warranty

Warranty	18 months
----------	-----------