

# LADT0

Time delay auxiliary contact block, TeSys D, 1NO + 1NC, on delay 0.3-3 s, front mounting, screw terminals



## Main

Range	TeSys
Range of product	TeSys D
Product or component type	Time delay auxiliary contact block
Range compatibility	TeSys D CAD TeSys D LC1D TeSys F LC1F TeSys F CR1F
Mounting location	Front
Pole contact composition	1 NO + 1 NC
Contacts operation	Time delay
Timer type	On delay
Time delay range	0.3...3 s
[Ue] rated operational voltage	690 V AC 25...400 Hz
[Ui] rated insulation voltage	690 V conforming to IEC 60947-5-1 600 V - certifications UL 600 V - certifications CSA
[Ith] conventional free air thermal current	10 A 140 °F (60 °C)
Standards	EN/IEC 60947-5-1 UL 60947-5-1 CSA C22.2 No 60947-5-1 GB/T 14048.5
Product certifications	IECEE CB Scheme UL CSA CCC EAC

## Complementary

Irms rated making capacity	140 A at <= 690 V AC conforming to IEC 60947-5-1 250 A at <= 690 V DC conforming to IEC 60947-5-1
Permissible short-time rating	100 A 60 °C 1 s 120 A 60 °C 500 ms 140 A 60 °C 100 ms
Protection type	GG fuse 10 A
Mechanical durability	5 Mcycles
Minimum switching current	5 mA
Minimum switching voltage	17 V
Non-overlap time	1.5 Ms on de-energisation no overlap between NC and NO contact 1.5 ms on energisation no overlap between NC and NO contact
Insulation resistance	> 10 MOhm
Connections - terminals	Screw clamp terminals 1 0.00...0.00 in <sup>2</sup> (1...2.5 mm <sup>2</sup> )flexible with cable end Screw clamp terminals 1 0.00...0.00 in <sup>2</sup> (1...2.5 mm <sup>2</sup> )flexible without cable end Screw clamp terminals 2 0.00...0.00 in <sup>2</sup> (1...2.5 mm <sup>2</sup> )flexible with cable end Screw clamp terminals 2 0.00...0.00 in <sup>2</sup> (1...2.5 mm <sup>2</sup> )flexible without cable end Screw clamp terminals 1 0.00...0.00 in <sup>2</sup> (1...2.5 mm <sup>2</sup> )solid Screw clamp terminals 2 0.00...0.00 in <sup>2</sup> (1...2.5 mm <sup>2</sup> )solid Screw clamp terminals
Tightening torque	1.7 N.M - with screwdriver flat Ø 6 mm 1.7 N.m - with screwdriver Philips No 2

Height	1.89 in (48 mm)
Maximum Width	1.73 in (44 mm)
Depth	2.40 in (61 mm)

## Environment

Environmental characteristic	Normal environment
IP degree of protection	IP20 conforming to IEC 60529
Protective treatment	TH conforming to IEC 60068
Ambient air temperature for storage	-76...176 °F (-60...80 °C)
Ambient air temperature for operation	-40...158 °F (-40...70 °C)
Operating altitude	3000 m






## Ordering and shipping details

Category	22341 - CONTACTOR,D,K,&F ACCESS
Discount Schedule	I12
GTIN	00785901213765
Nbr. of units in pkg.	1
Package weight(Lbs)	0.17 lb(US) (0.08 kg)
Returnability	Yes
Country of origin	FR

## Packing Units

Unit Type of Package 1	PCE
Package 1 Height	1.97 in (5 cm)
Package 1 width	2.05 in (5.2 cm)
Package 1 Length	2.56 in (6.5 cm)
Unit Type of Package 2	BB1
Number of Units in Package 2	10
Package 2 Weight	26.67 oz (756 g)
Package 2 Height	2.20 in (5.6 cm)
Package 2 width	5.20 in (13.2 cm)
Package 2 Length	9.45 in (24 cm)
Unit Type of Package 3	S03
Number of Units in Package 3	140
Package 3 Weight	24.37 lb(US) (11.052 kg)
Package 3 Height	11.81 in (30 cm)
Package 3 width	11.81 in (30 cm)
Package 3 Length	15.75 in (40 cm)

## Offer Sustainability

Sustainable offer status	Green Premium product
California proposition 65	WARNING: Cancer - www.P65Warnings.ca.gov
REACH Regulation	 <a href="#">REACH Declaration</a>
EU RoHS Directive	Compliant  <a href="#">EU RoHS Declaration</a>
Mercury free	Yes
RoHS exemption information	 <a href="#">Yes</a>
China RoHS Regulation	 <a href="#">China RoHS Declaration</a>
Environmental Disclosure	 <a href="#">Product Environmental Profile</a>
WEEE	The product must be disposed on European Union markets following specific waste collection and never end up in rubbish bins.
PVC free	Yes

## Contractual warranty

---

Warranty	18 months
----------	-----------

---

---

Approximate Dimensions

---

