


Product Environmental Profile

Harmony XB5/6 Complete Control Button with Key Option

The complete control button range with key option provides contact function and combines simplicity of installation, flexibility, and robustness.





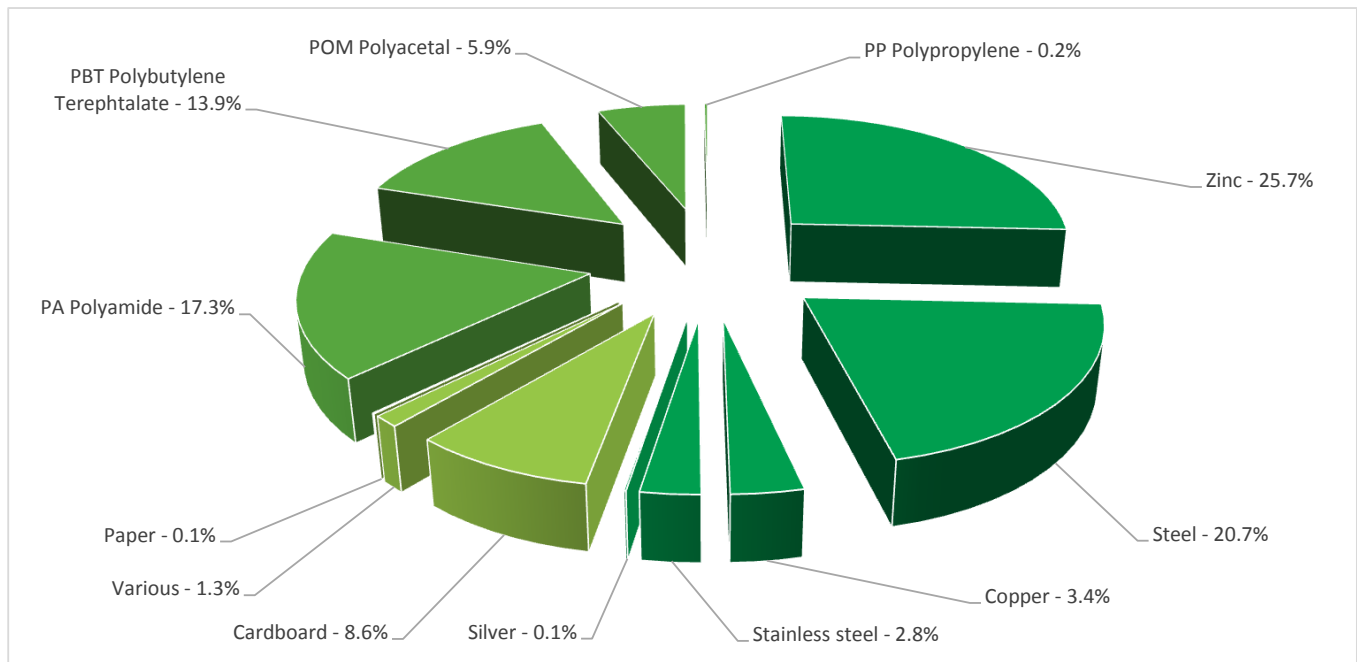
General information

Representative product	Harmony XB5/6 Complete Control Button with Key Option -XB5AG03
Description of the product	The complete control button unit provides contact function and key switch option
Description of the range	<p>The complete control button range with key option provides contact function and combines simplicity of installation, flexibility, and robustness.</p> <p>The environmental impacts of this referenced product are representative of the impacts of the other products of the range which are developed with a similar technology.</p>
Functional unit	Switch ON or OFF during 20 years the 10A electrical contact with 30% use rate.



Constituent materials

Reference product mass	91.5 g including the product, its packaging and additional elements and accessories
-------------------------------	---



Substance assessment

Products of this range are designed in conformity with the requirements of the RoHS directive (European Directive 2011/65/EU of 8 June 2011) and do not contain, or only contain in the authorised proportions, lead, mercury, cadmium, hexavalent chromium or flame retardants (polybrominated biphenyls - PBB, polybrominated diphenyl ethers - PBDE) as mentioned in the Directive

As the products of the range are designed in accordance with the RoHS Directive (European Directive 2002/95/EC of 27 January 2003), they can be incorporated without any restriction in an assembly or an installation subject to this Directive.

Details of ROHS and REACH substances information are available on the Schneider-Electric Green Premium website

<http://www2.schneider-electric.com/sites/corporate/en/products-services/green-premium/green-premium.page>



Additional environmental information

The Harmony XB5/6 Complete Control Button with Key Option presents the following relevant environmental aspects

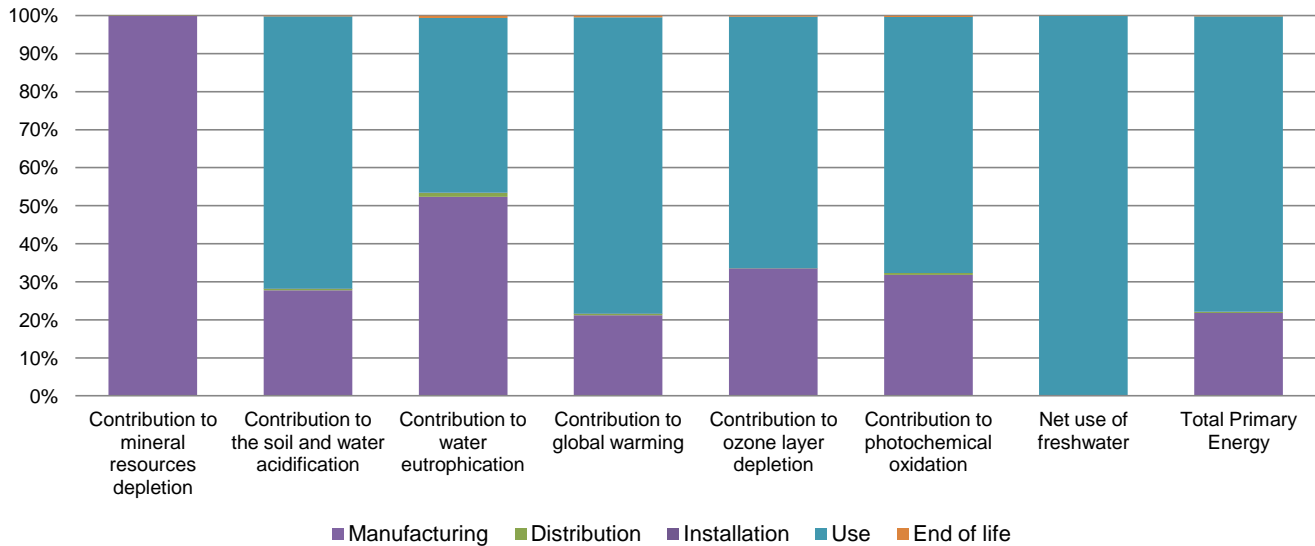
Manufacturing	Manufactured at a Schneider Electric production site ISO14001 certified
Distribution	Weight and volume of the packaging optimized, based on the European Union's packaging directive Packaging weight is 8.3 g, consisting of cardboard (99.2%), Paper (0.8%)
Installation	XB5AG03 does not require any installation operations
Use	The product does not require special maintenance operations.
End of life	<p>End of life optimized to decrease the amount of waste and allow recovery of the product components and materials</p> <p>This product contains Plastic parts with brominated FR(13.23g) that should be separated from the stream of waste so as to optimize end-of-life treatment.</p> <p>The location of these components and other recommendations are given in the End of Life Instruction document which is available on the Schneider-Electric Green Premium website http://www2.schneider-electric.com/sites/corporate/en/products-services/green-premium/green-premium.page</p> <p>Recyclability potential: 47% Based on "ECO'DEEE recyclability and recoverability calculation method" (version V1, 20 Sep. 2008 presented to the French Agency for Environment and Energy Management: ADEME).</p>



Environmental impacts

Reference life time	20 years			
Product category	Passive products - non-continuous operation			
Installation elements	No special components needed			
Use scenario	The product is in active mode 30% of the time with power use of 0.085 W and in stand-by mode 70% of the time with no power, for 20 years			
Geographical representativeness	Europe			
Technological representativeness	The complete control button unit provides contact function and key switch option			
Energy model used	Manufacturing	Installation	Use	End of life
	Energy model used: France	Electricity grid mix; AC; consumption mix, at consumer; < 1kV; EU-27	Electricity grid mix; AC; consumption mix, at consumer; < 1kV; EU-27	Electricity grid mix; AC; consumption mix, at consumer; < 1kV; EU-27

Compulsory indicators		Harmony XB5/6 Complete Control Button with Key Option - XB5AG03					
Impact indicators	Unit	Total	Manufacturing	Distribution	Installation	Use	End of Life
Contribution to mineral resources depletion	kg Sb eq	7,77E-04	7,77E-04	0*	0*	1,90E-07	0*
Contribution to the soil and water acidification	kg SO ₂ eq	1,27E-02	3,54E-03	5,39E-05	2,37E-06	9,13E-03	2,62E-05
Contribution to water eutrophication	kg PO ₄ ³⁻ eq	1,20E-03	6,28E-04	1,24E-05	5,56E-07	5,51E-04	7,28E-06
Contribution to global warming	kg CO ₂ eq	2,81E+00	5,96E-01	1,18E-02	7,68E-04	2,19E+00	1,37E-02
Contribution to ozone layer depletion	kg CFC11 eq	2,15E-07	7,22E-08	2,39E-11	4,83E-11	1,43E-07	5,98E-10
Contribution to photochemical oxidation	kg C ₂ H ₄ eq	7,46E-04	2,37E-04	3,85E-06	2,57E-07	5,02E-04	2,73E-06
Resources use	Unit	Total	Manufacturing	Distribution	Installation	Use	End of Life
Net use of freshwater	m3	7,94E+00	4,71E-03	0*	0*	7,94E+00	0*
Total Primary Energy	MJ	5,63E+01	1,23E+01	1,67E-01	1,20E-02	4,37E+01	1,27E-01



Optional indicators		Harmony XB5/6 Complete Control Button with Key Option - XB5AG03					
Impact indicators	Unit	Total	Manufacturing	Distribution	Installation	Use	End of Life
Contribution to fossil resources depletion	MJ	3,24E+01	7,26E+00	1,66E-01	1,09E-02	2,48E+01	1,16E-01
Contribution to air pollution	m ³	2,96E+02	2,00E+02	5,02E-01	8,43E-02	9,42E+01	9,21E-01
Contribution to water pollution	m ³	2,08E+02	1,14E+02	1,94E+00	9,01E-02	9,03E+01	1,11E+00
Resources use	Unit	Total	Manufacturing	Distribution	Installation	Use	End of Life
Use of secondary material	kg	1,09E-02	1,09E-02	0*	0*	0*	0*
Total use of renewable primary energy resources	MJ	5,83E+00	2,68E-01	0*	0*	5,56E+00	0*
Total use of non-renewable primary energy resources	MJ	5,05E+01	1,20E+01	1,67E-01	1,20E-02	3,82E+01	1,27E-01
Use of renewable primary energy excluding renewable primary energy used as raw material	MJ	5,66E+00	9,72E-02	0*	0*	5,56E+00	0*
Use of renewable primary energy resources used as raw material	MJ	1,70E-01	1,70E-01	0*	0*	0*	0*
Use of non renewable primary energy excluding non renewable primary energy used as raw material	MJ	4,96E+01	1,11E+01	1,67E-01	1,20E-02	3,82E+01	1,27E-01
Use of non renewable primary energy resources used as raw material	MJ	8,99E-01	8,99E-01	0*	0*	0*	0*

Use of non renewable secondary fuels	MJ	0,00E+00	0*	0*	0*	0*	0*
Use of renewable secondary fuels	MJ	0,00E+00	0*	0*	0*	0*	0*
Waste categories	Unit	Total	Manufacturing	Distribution	Installation	Use	End of Life
Hazardous waste disposed	kg	5,56E-01	4,14E-01	0*	8,35E-03	1,14E-03	1,33E-01
Non hazardous waste disposed	kg	8,36E+00	1,98E-01	0*	0*	8,16E+00	0*
Radioactive waste disposed	kg	5,60E-03	1,52E-04	0*	0*	5,45E-03	6,17E-07
Other environmental information	Unit	Total	Manufacturing	Distribution	Installation	Use	End of Life
Materials for recycling	kg	5,62E-02	7,14E-03	0*	8,22E-03	0*	4,08E-02
Components for reuse	kg	0,00E+00	0*	0*	0*	0*	0*
Materials for energy recovery	kg	2,10E-03	2,66E-04	0*	0*	0*	1,83E-03
Exported Energy	MJ	0,00E+00	0*	0*	0*	0*	0*

* represents less than 0.01% of the total life cycle of the reference flow

Life cycle assessment performed with EIME version EIME v5.7.0, database version 2016-11.

The use phase is the life cycle phase which has the greatest impact on the majority of environmental indicators (based on compulsory indicators).

According to this environmental analysis, proportionality rules may be used to evaluate the impacts of other products of this range.

Depending on the impact analysis, RMD indicator of other products in this family may be proportional extrapolated by product mass, the environmental indicators(except RMD) may be 20–50% proportional extrapolated by product mass and 50–80% proportional extrapolated by the energy consumption.

Please note that the values given above are only valid within the context specified and cannot be used directly to draw up the environmental assessment of an installation.

Registration N°	ENVPEP1710018_V1	Drafting rules	PCR-ed3-EN-2015 04 02
Date of issue	11/2017	Supplemented by	PSR-0005-ed2-EN-2016 03 29
Validity period	5 years	Information and reference documents	www.pep-ecopassport.org
Independent verification of the declaration and data, in compliance with ISO 14025 : 2010			
Internal	X	External	
The elements of the present PEP cannot be compared with elements from another program.			
Document in compliance with ISO 14025 : 2010 « Environmental labels and declarations. Type III environmental declarations »			

Schneider Electric Industries SAS

Country Customer Care Center
<http://www.schneider-electric.com/contact>

35, rue Joseph Monier
 CS 30323
 F- 92506 Rueil Malmaison Cedex
 RCS Nanterre 954 503 439
 Capital social 896 313 776 €

www.schneider-electric.com

ENVPEP1710018EN_V1

Published by Schneider Electric

© 2017 - Schneider Electric – All rights reserved

11/2017