

XUM8ANCNM8

photo-electric sensor - XUM - BGS - Sn 0.3m -
12..24VDC - M8



Main

Range of product	OsiSense XU
Series name	General purpose single mode
Electronic sensor type	Photo-electric sensor
Sensor name	XUM
Sensor design	Miniature
Detection system	Diffuse with background suppression
Material	Plastic
Type of output signal	Discrete
Supply circuit type	DC
Wiring technique	3-wire
Discrete output type	NPN
Discrete output function	1 NO or 1 NC programmable
Electrical connection	1 male connector M8, 4 pins
Product specific application	-
Emission	Red diffuse with background suppression
[Sn] nominal sensing distance	0.98 ft (0.3 m) diffuse with background suppression

Complementary

Enclosure material	PBT
Lens material	PC
Maximum sensing distance	0.98 ft (0.3 m) diffuse with background suppression
Output type	Solid state
Wire insulation material	PVC
Status LED	1 LED green)instability 1 LED orange)output state
[Us] rated supply voltage	12...24 V DC reverse polarity protection
Supply voltage limits	10...30 V DC
Switching capacity in mA	<= 100 mA overload and short-circuit protection)
Maximum voltage drop	<2 V closed state)
Current consumption	<= 20 mA no-load
Maximum delay first up	100 ms
Maximum delay response	1 ms
Setting-up	Sensitivity adjustment by potentiometer
Maximum Depth	0.79 in (20 mm)
Maximum Height	1.30 in (33 mm)
Length	0.43 in (11 mm)
Maximum Width	0.43 in (11 mm)
Net Weight	0.14 lb(US) (0.065 kg)

The information provided in this documentation contains general descriptions and/or technical characteristics of the performance of the products contained herein. This documentation is not intended as a substitute for and is not to be used for determining suitability or reliability of these products for specific user applications. It is the duty of any such user or integrator to perform the appropriate and complete risk analysis, evaluation and testing of the products with respect to the relevant specific application or use thereof. Neither Schneider Electric Industries SAS nor any of its affiliates or subsidiaries shall be responsible or liable for misuse of the information contained herein.

Environment

Product certifications	CE CURus
Ambient air temperature for operation	-13...131 °F (-25...55 °C)
Ambient air temperature for storage	-22...158 °F (-30...70 °C)
Immunity to ambient light	3000 Lux natural light 3000 lux incandescent light
Vibration resistance	20 gn +/- 1.5 mm 10...500 Hz) IEC 60068-2-6
Shock resistance	50 gn 11 ms) IEC 60068-2-27
IP degree of protection	IP67 IEC 60529



Ordering and shipping details

Category	22415 - SENSORS, PHOTOELECTRIC, BASIC
Discount Schedule	DS2
GTIN	00785901125884
Nbr. of units in pkg.	1
Package weight(Lbs)	1 lb(US) (0.45 kg)
Returnability	No
Country of origin	JP

Packing Units

Package 1 Height	0.150 dm
Package 1 width	1.600 dm
Package 1 Length	2.000 dm

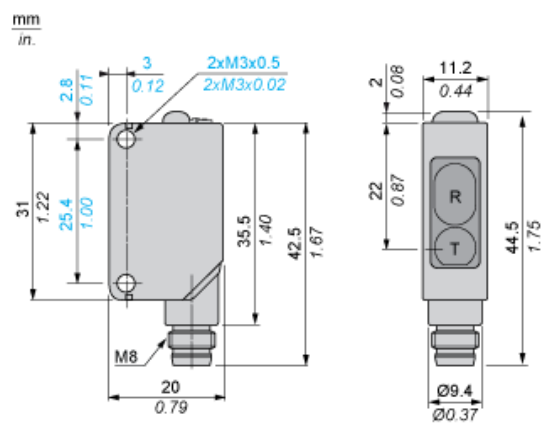
Offer Sustainability

California proposition 65	WARNING: This product can expose you to chemicals including: Di-isodecyl phthalate (DIDP) and Diisononyl phthalate (DINP) which is known to the State of California to cause Carcinogen and Reproductive harm. For more information go to www.p65warnings.ca.gov
EU RoHS Directive	Pro-active compliance (Product out of EU RoHS legal scope)  EU RoHS Declaration
Mercury free	Yes
RoHS exemption information	 Yes

Contractual warranty

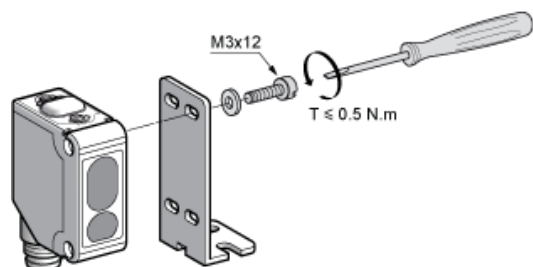
Warranty	18 months
----------	-----------

Dimensions



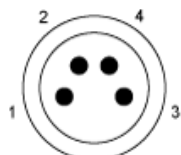
R : Reception
T : Transmission

Mounting



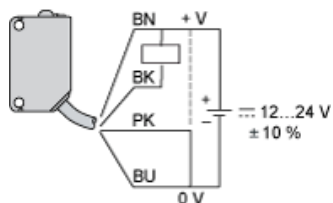
Wiring Schemes

M8 Connector



- 1 : (+)
- 2 : Mode/Input
- 3 : (-)
- 4 : Output

NPN Output



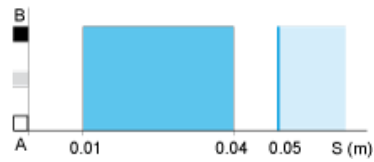
- BU : Blue
- BN : Brown
- BK : Black
- PK : Pink

Note :This scheme is represented in "background suppression" mode, cabling of pink (PK) wire to 0 V

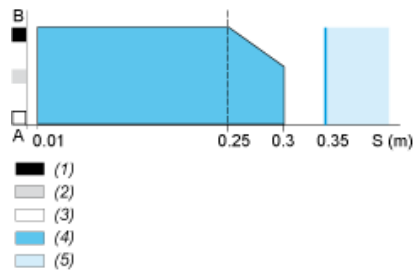
Detection Curves

Variation of Usable Sensing Distance

Minimum Setting



Maximum Setting



A-B : Object reflection coefficient

- (1) Black 6%
- (2) Grey 18%
- (3) White 90%
- (4) Sensing range
- (5) Non sensing zone (matt surfaces)