



Main

Range of product	Magelis XBT GC, GT/GK with control
Product or component type	Small touch HMI controller
Display size	5.7 inch
Display type	Backlit colour TFT LCD
Display colour	65000 colours
Pixel resolution	320 x 240 pixels QVGA
Touch panel	Analogue
[Us] rated supply voltage	24 V DC
Supply	External source
Supply voltage limits	19.2...28.8 V
Enclosure material	PPT

Complementary

Backlight lifespan	50000 hours
Brightness	8 levels via touch panel
Contrast	8 levels via touch panel
Character font	Taiwanese (traditional Chinese) Korean Japanese (ANK, Kanji) ASCII Chinese (simplified Chinese)
Inrush current	30 A
Power consumption in W	27 W
Local signalling	1 LED green normal operation
Number of pages	Limited by internal memory capacity
Software designation	SoMachine
Operating system	Magelis
Processor name	CPU RISC
Processor frequency	131 MHz
Memory description	Application memory 16 MB Back up of data 512 kB
Integrated connection type	1 USB port (V1.1) USB type A Power supply removable screw terminal block COM1 serial link male SUB-D 9 <= 115.2 kbits/s RS232C/RS422/RS485 1 Ethernet TCP/IP RJ45
I/O expansion capacity	3 M238 modules
Realtime clock	Built-in
Downloadable protocols	Uni-TE Third party protocols Modbus TCP/IP Modbus
Fixing mode	By 4 screw clips 1.6...5 mm thick panel
Marking	CE
Discrete input number	16
Discrete input voltage	24 V
Discrete input voltage type	DC
Number of common point	11/20
Input voltage limits	20.4...28.8 V
Discrete input logic	Sink

Discrete input current	5 MA other IO.i 6.5 mA IO.0, IO.2, IO.4, IO.6
Input impedance	3.7 kOhm IO.0, IO.2, IO.4, IO.6 4.7 kOhm other IO.i
Filter time	0.5...20 ms at state 0 0.5...20 ms at state 1
Isolation between channels	None
Discrete output number	16
Discrete output type	Transistor
Discrete output voltage	24 V
Output voltage limits	20.4...28.8 V
Discrete output logic	Sink
Discrete output current	0.2 A
Maximum current per output common	1.6 A
Response time	5 µs at state 0 Q0.0...Q0.3 5 µs at state 1 Q0.0...Q0.3 500 µs at state 0 other Q0.i 500 µs at state 1 other Q0.i
[Ures] residual voltage	0.5 V at state 1
Maximum leakage current	0.1 mA
Short-circuit protection	2.5 A fuse
Maximum Height	5.31 in (135 mm)
Maximum Width	6.59 in (167.4 mm)
Maximum Depth	3.06 in (77.6 mm)
Net Weight	2.20 lb(US) (1 kg)

Environment

Immunity to microbreaks	3 ms
Standards	UL 1604 UL 508 IEC 61000-6-2 EN 61131-2 CSA C22.2 No 14 FCC Class A
Product certifications	CSA UL class 1 Div2 T4A ou T5 C-tick CULus
Ambient air temperature for operation	32...122 °F (0...50 °C)
Ambient air temperature for storage	-4...140 °F (-20...60 °C)
Relative humidity	10...90 % without condensation
Operating altitude	<= 6561.68 ft (2000 m)
IP degree of protection	IP20 IEC 60529 rear panel) IP65 IEC 60529 front panel)
NEMA degree of protection	NEMA 4X front panel
Shock resistance	147 m/s ² IEC 60068-2-27
Vibration resistance	+/- 3.5 mm 5...9 Hz) IEC 60068-2-6 1 gn 9...150 Hz) IEC 60068-2-6
Resistance to electromagnetic fields	9.14 V/m (10 V/m) IEC 61000-4-3

Ordering and shipping details

Category	22568 - HMI CONTROLLERS
Discount Schedule	MC2
GTIN	03595864167138
Nbr. of units in pkg.	1
Package weight(Lbs)	2.2 lb(US) (1.00 kg)
Returnability	No
Country of origin	CN

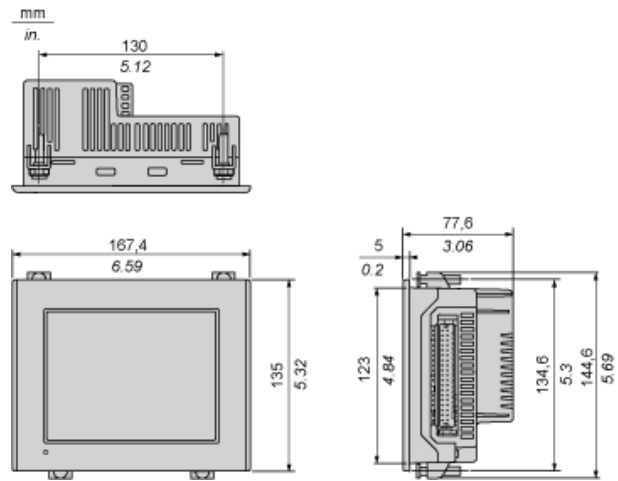
Packing Units

Unit Type of Package 1	PCE
Package 1 Height	6.69 in (17 cm)
Package 1 width	8.66 in (22 cm)
Package 1 Length	10.63 in (27 cm)

Offer Sustainability

California proposition 65	WARNING: This product can expose you to chemicals including: Lead and lead compounds which is known to the State of California to cause Carcinogen & Reproductive harm. For more information go to www.p65warnings.ca.gov
REACH free of SVHC	Yes
EU RoHS Directive	Pro-active compliance (Product out of EU RoHS legal scope) EU RoHS Declaration
Mercury free	Yes
RoHS exemption information	Yes
China RoHS Regulation	China RoHS Declaration
WEEE	The product must be disposed on European Union markets following specific waste collection and never end up in rubbish bins.

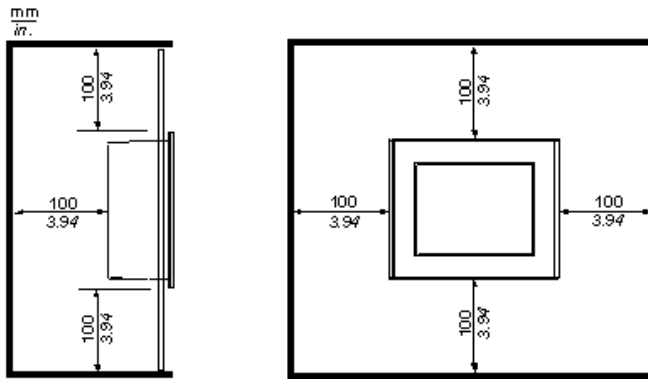
Dimensions



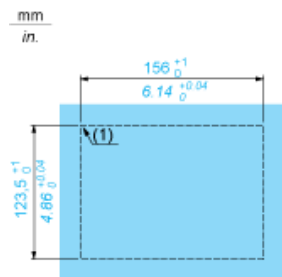
Clearance

Installation Requirements

For easier maintenance, operation and improved ventilation, be sure to install the unit at least 100 mm (3.94 in) away from adjacent structures and other equipment:



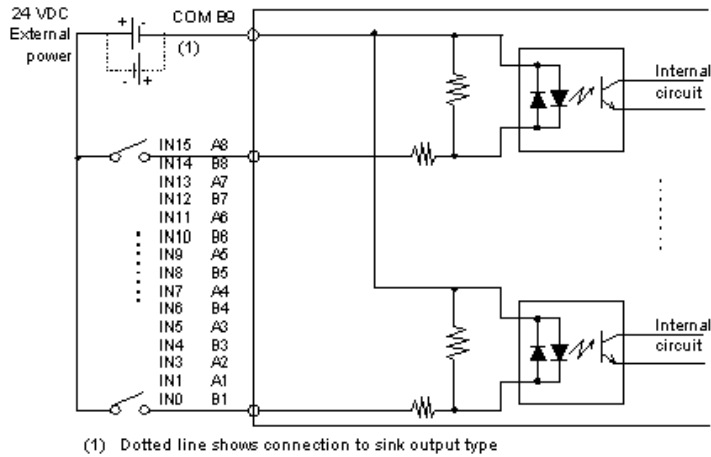
Panel Cut-out Dimensions



(1) $r < 3$

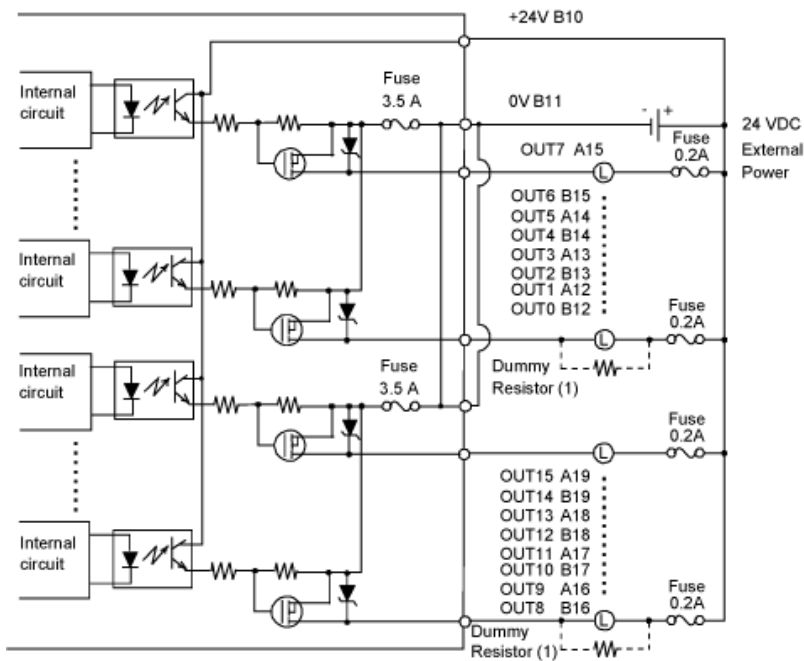
Wiring Diagrams

Input Circuit



(1) Dotted line shows connection to sink output type

Output Circuit (Sink)



(1) (Example) The output delay time (OFF to ON) is 1.5 μ s where the output current is 50 mA. Install an external dummy resistor to increase the amount of current when faster response is required when the load is light.