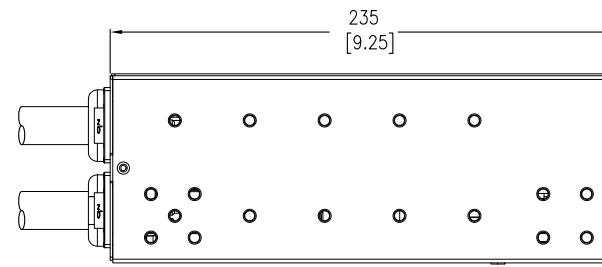
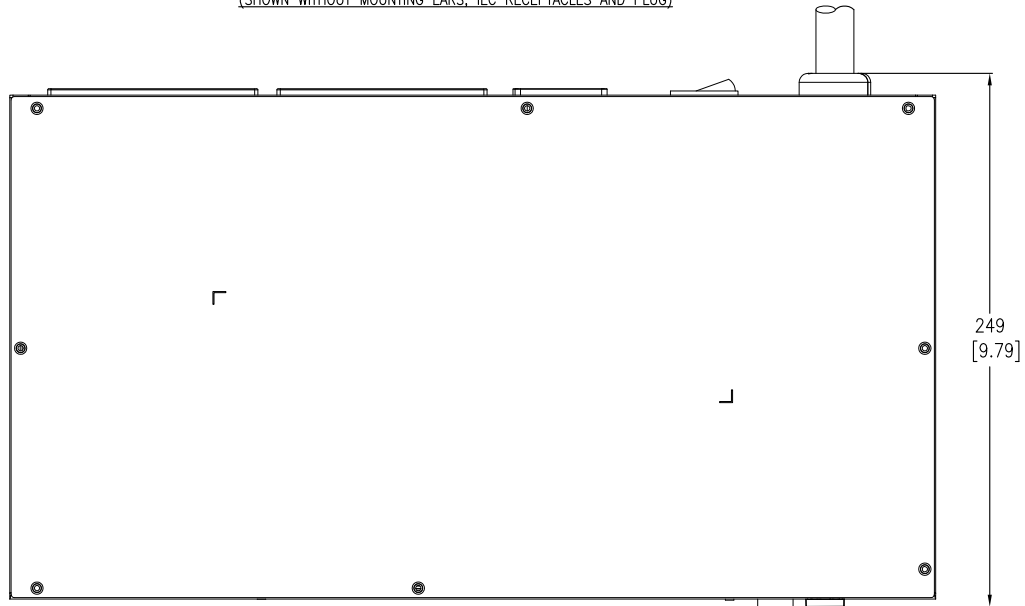


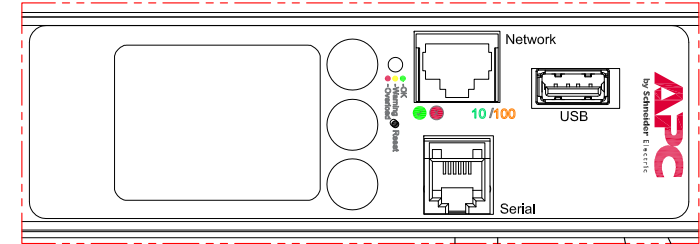
FRONT VIEW  
(SHOWN WITHOUT MOUNTING EARS, IEC RECEPTACLES AND PLUG)



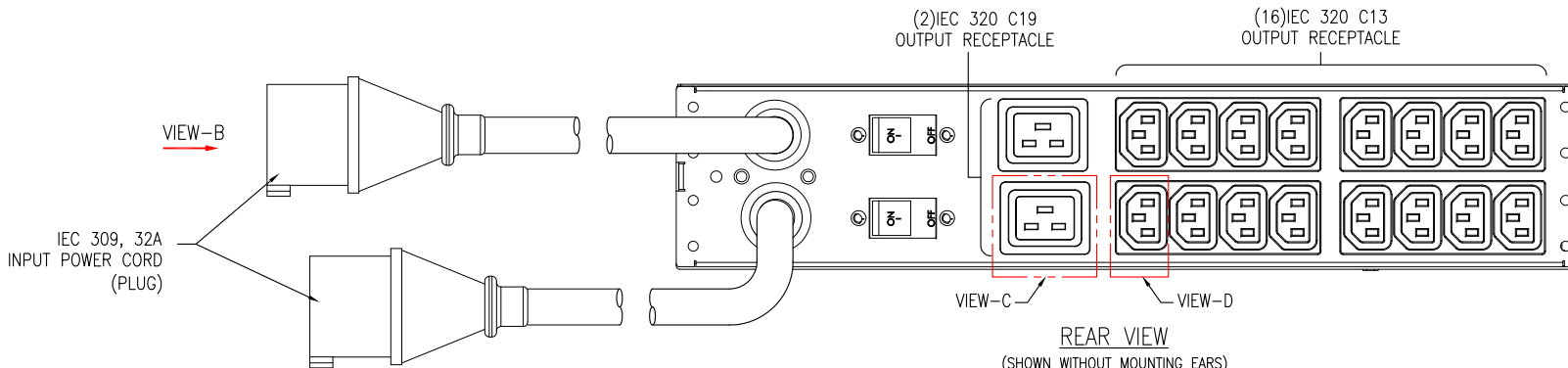
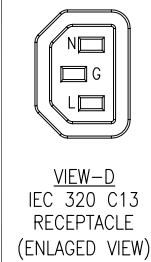
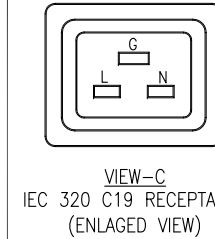
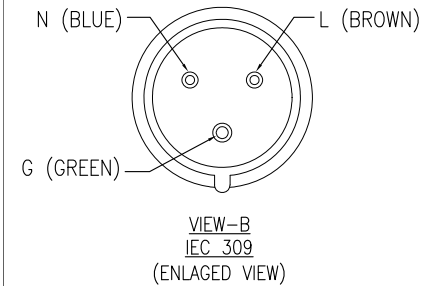
LEFT SIDE VIEW



TOP VIEW



VIEW-A  
(ENLARGED VIEW)



- NOTES:
1. INSTALLATION SHALL COMPLY WITH ALL APPLICABLE NATIONAL, STATE AND LOCAL ELECTRICAL REGULATIONS.
  2. REFER TO PRODUCT DOCUMENTATION FOR ADDITIONAL DETAILS PRIOR TO INSTALLATION AND SITE PREPARATION WORK.
  3. ALL DIMENSIONS ARE IN MILLIMETERS [INCHES].
  4. NET WEIGHT OF THE UNIT IS 6.94 kg [15.30 lb].
  5. LENGTH OF INPUT AND OUTPUT CORD IS 2438 mm [96 INCHES].

THIS DRAWING AND SPECIFICATIONS HEREIN ARE THE PROPERTY OF SCHNEIDER ELECTRIC AND SHALL NOT BE COPIED, REPRODUCED OR USED IN WHOLE OR IN PART, AS THE BASIS FOR THE MANUFACTURE OR SALE OF ITEMS WITHOUT WRITTEN PERMISSION FROM SCHNEIDER ELECTRIC. THIS DRAWING IS BASED UPON LATEST AVAILABLE INFORMATION AND IS SUBJECT TO CHANGE WITHOUT NOTICE.

Schneider Electric

TITLE: RACK ATS  
32A, 230V  
INPUT: (2) IEC 309, 32A, 2P+E  
OUTPUT: (16) IEC 320 C13, (2) IEC 320 C19, 32A  
GENERAL ARRANGEMENT

PROJECT: SUBMITTAL DRAWINGS SHEET 1 OF 1

DWG NO: AP4424 REV: 0

DRAWN: JAYAPRAKASH 08-SEP-17  
ENGINEER: PETE FISCHER 18-SEP-17  
APPROVED: STEVE WATSON 18-SEP-17

FIRST ANGLE PROJECTION