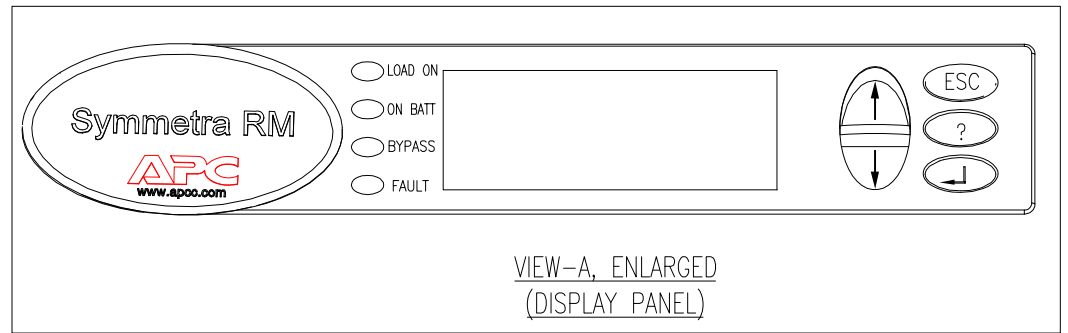
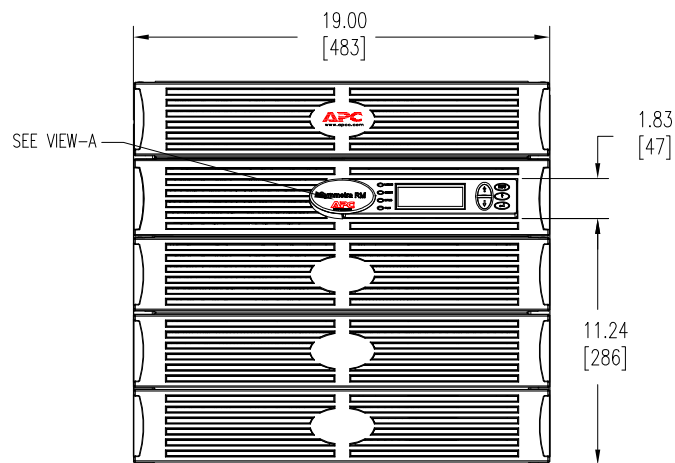


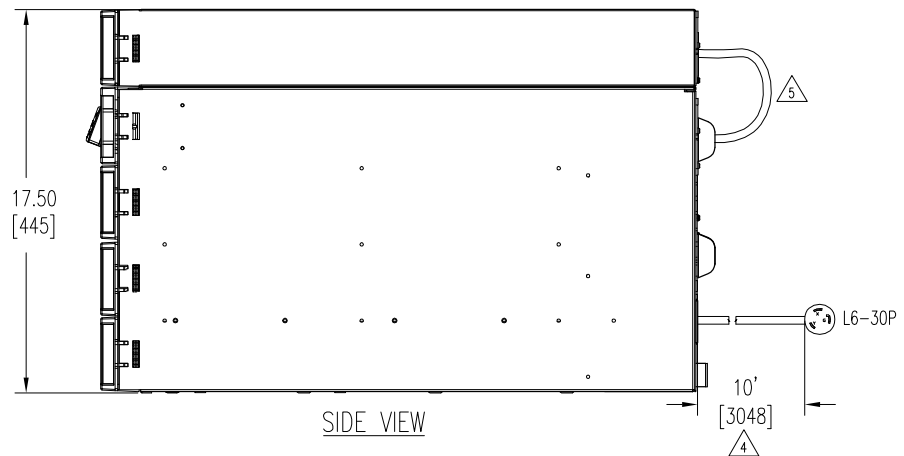
TOP VIEW



VIEW-A, ENLARGED
(DISPLAY PANEL)



FRONT VIEW



SIDE VIEW

NOTES:

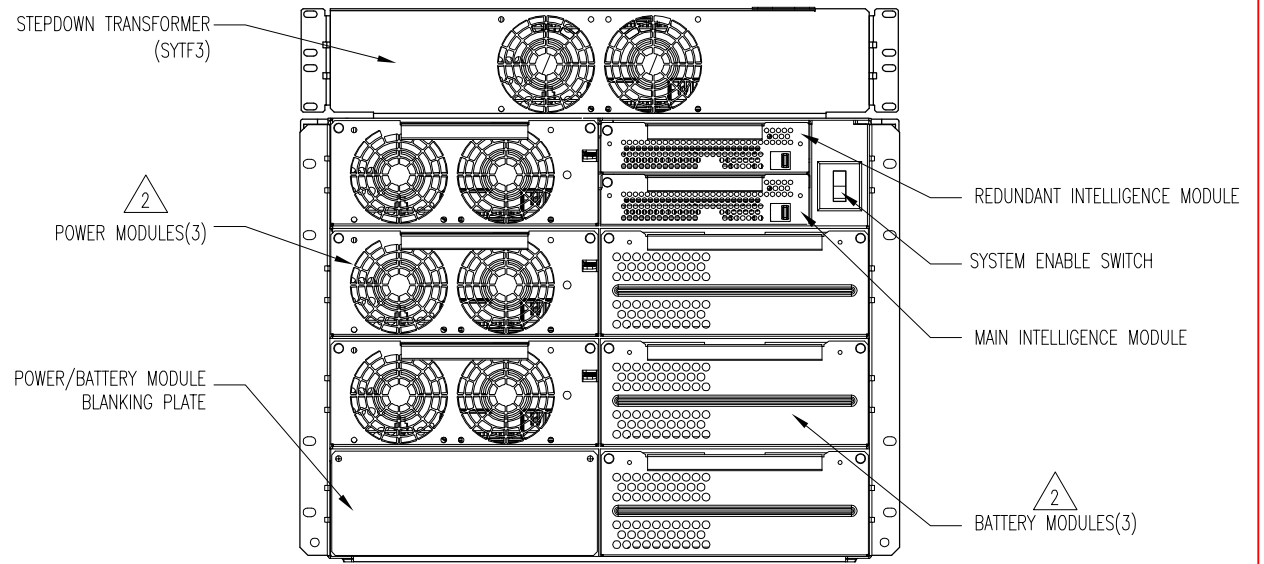
1. ALL DIMENSIONS ARE IN INCHES [MILLIMETERS].
2. TOTAL WEIGHT OF UNIT IS 389 LBS [177 kg]
3. CABLE ENTRY IS FROM REAR SIDE OF THE UNIT.
- △ 4. CORD LENGTH 10 FEET (L6-30P TWIST LOCK)
- △ 5. CORD LENGTH 2 FEET (L6-30P TWIST LOCK)
6. INSTALLATION MUST COMPLY WITH ALL APPLICABLE NATIONAL AND LOCAL CODES.

THIS DRAWING AND SPECIFICATIONS HEREIN ARE THE PROPERTY OF AMERICAN POWER CONVERSION AND SHALL NOT BE COPIED, REPRODUCED OR USED IN WHOLE OR IN PART, AS THE BASIS FOR THE MANUFACTURE OR SALE OF ITEMS WITHOUT WRITTEN PERMISSION FROM APC. THIS DRAWING IS BASED UPON LATEST AVAILABLE INFORMATION AND IS SUBJECT TO CHANGE WITHOUT NOTICE.

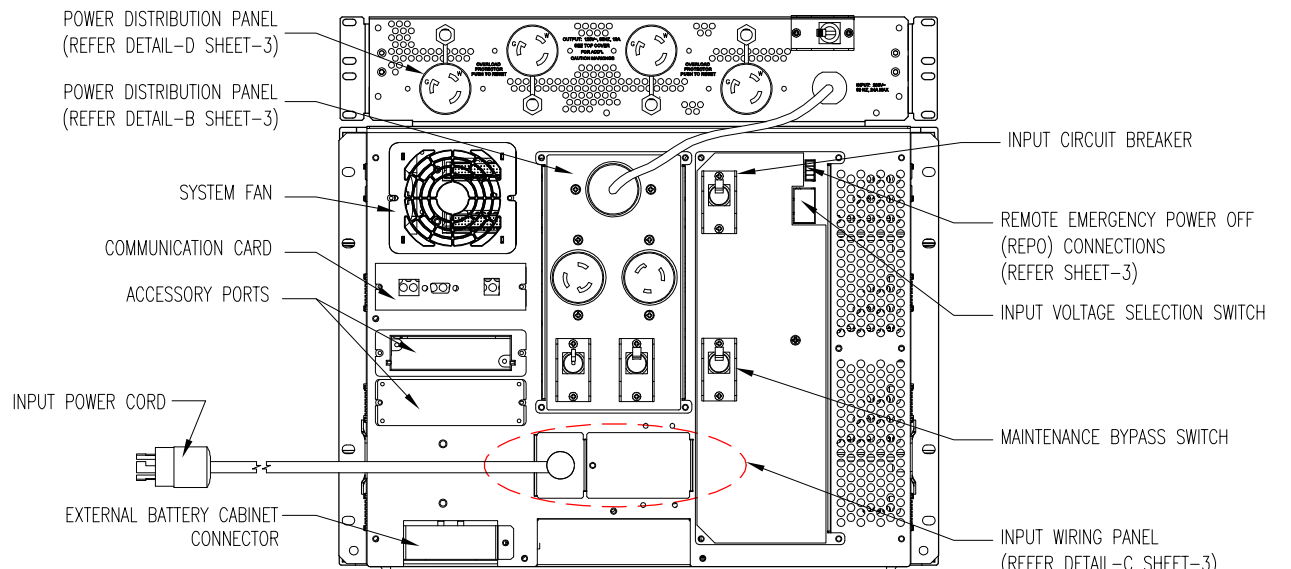
TITLE: SYMMETRA RACKMOUNT
6KVA, 208V AC, 60Hz
W/208-120V AC STEP-DOWN
TRANSFORMER (4) L5-20R
MAIN MECHANICAL
PROJECT: SUBMITTAL DRAWING SHEET 1 OF 3

DWG NO: SYH6K6RMT-TF3-MM1 REV. —
DRAWN BY: BALAMURUGAN 04/08/05
CHECKED BY: M. TAVARES/ F. DIOSA 08/18/05
ENGINEER: M. FALCINELLI/ E. SILVA 08/18/05





FRONT VIEW
(FRONT COVER REMOVED)



REAR VIEW

NOTES:

1. ALL DIMENSIONS ARE IN INCHES [MILLIMETERS].
- △ 2. THIS UNIT SHOWS SYRMT FOR N CONFIGURATION.
SKU NUMBER SYH6K6RMT-TF3 WITH SYTF3 WILL PROVIDE 3 POWER MODULE(SYPM2KU) AND 3 BATTERY MODULE (SYBT2) FOR 6kVA N CONFIGURATION ONLY.
ADDITIONAL POWER MODULE AND BATTERY MODULE WOULD HAVE TO BE PURCHASED AS AN OPTION TO GET SCALEABLE CONFIGURATIONS AS PER THE TABLE BELOW:-

Rating	No. of Power Module	No. of Battery Module
6kVA N+1	ONE	-

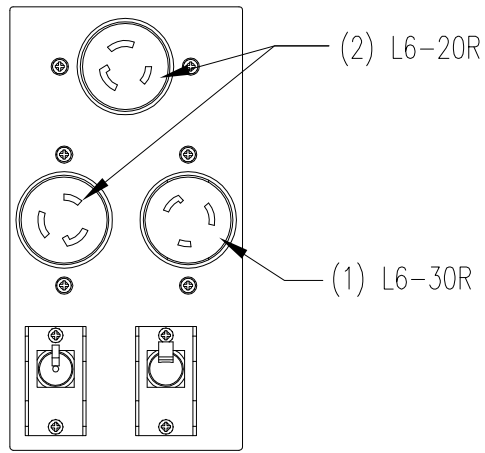
3. APPROX. 12 MINUTES OF RUNTIME AT FULL LOAD.
4. INSTALLATION MUST COMPLY WITH ALL APPLICABLE NATIONAL AND LOCAL CODES.

THIS DRAWING AND SPECIFICATIONS HEREIN ARE THE PROPERTY OF AMERICAN POWER CONVERSION AND SHALL NOT BE COPIED, REPRODUCED OR USED IN WHOLE OR IN PART, AS THE BASIS FOR THE MANUFACTURE OR SALE OF ITEMS WITHOUT WRITTEN PERMISSION FROM APC. THIS DRAWING IS BASED UPON LATEST AVAILABLE INFORMATION AND IS SUBJECT TO CHANGE WITHOUT NOTICE.

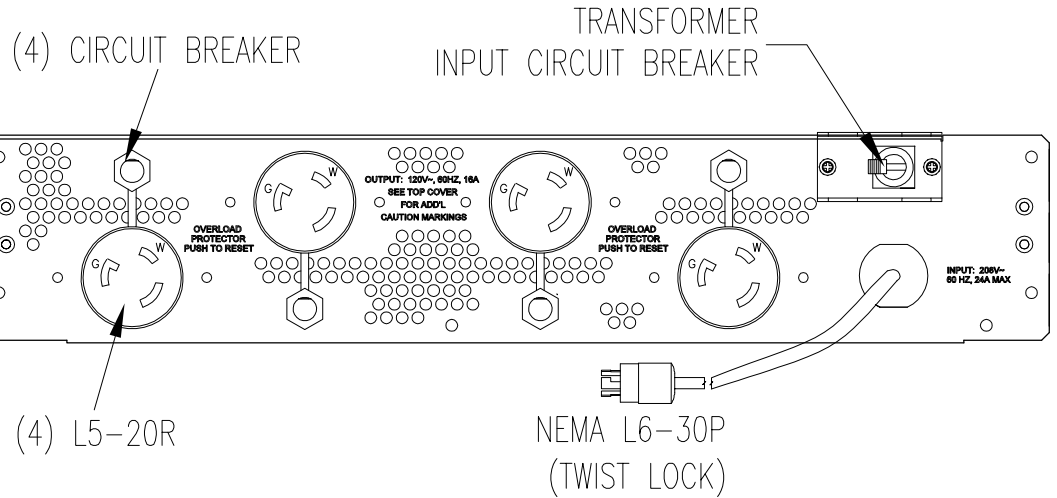
TITLE: SYMMETRA RACKMOUNT
6kVA, 208V AC, 60Hz
W/208-120V AC STEP-DOWN
TRANSFORMER (4) L5-20R
INTERNAL FRONT & REAR
PROJECT: SUBMITTAL DRAWING SHEET 2 OF 3

DWG NO: SYH6K6RMT-TF3-ME1 REV. -
DRAWN BY: BALAMURUGAN 04/08/05
CHECKED BY: M TAVARES/ F.DIOSA 08/18/05
ENGINEER: M FALCINELLI/ E.SILVA 08/18/05

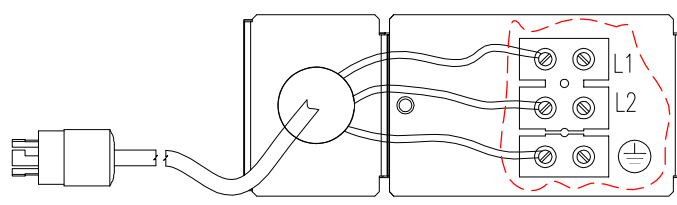
APC[®]
AMERICAN POWER CONVERSION
132 FAIRGROUNDS RD
WEST KINGSTON, RI 02892



DETAIL - B
(POWER DISTRIBUTION OPTION-SYPD3) \triangle 1

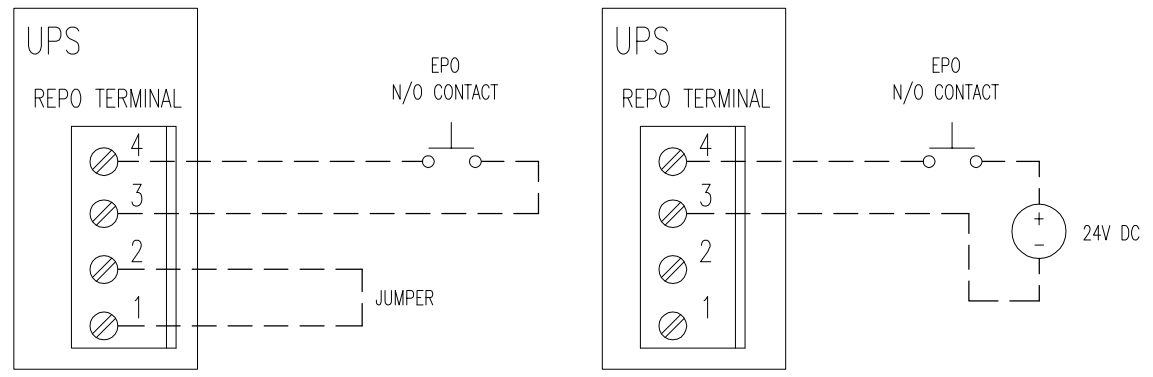


DETAIL - D
(POWER DISTRIBUTION OPTION-SYTF3) \triangle 1



DETAIL - C
(INPUT WIRING TERMINALS)

Remote Emergency Power Off (REPO)



IF INSTALLATION USES
INTERNAL POWER

IF INSTALLATION USES
EXTERNAL POWER

- NOTE
- \triangle 1. OTHER PDU CONFIGURATIONS ARE AVAILABLE FOR DIFFERENT RECEPTACLE OPTIONS.
 2. ----- = CABLING PROVIDED BY OTHERS.
 3. INSTALLATION MUST COMPLY WITH ALL APPLICABLE NATIONAL AND LOCAL CODES.

THIS DRAWING AND SPECIFICATIONS HEREIN ARE THE PROPERTY OF AMERICAN POWER CONVERSION AND SHALL NOT BE COPIED, REPRODUCED OR USED IN WHOLE OR IN PART, AS THE BASIS FOR THE MANUFACTURE OR SALE OF ITEMS WITHOUT WRITTEN PERMISSION FROM APC. THIS DRAWING IS BASED UPON LATEST AVAILABLE INFORMATION AND IS SUBJECT TO CHANGE WITHOUT NOTICE.

TITLE: SYMMETRA RACKMOUNT
6KVA, 208V AC, 60Hz
W/208-120V AC STEP-DOWN
TRANSFORMER (4) L5-20R
POWER DISTRIBUTION & EPO CONNECTIONS
PROJECT: SUBMITTAL DRAWING SHEET 3 OF 3

DWG NO: SYH6K6RMT-TF3-ME2
REV: -
DRAWN BY: BALAMURUGAN 04/08/05
CHECKED BY: M TAVARES/ F.DIOSA 08/18/05
ENGINEER: M FALCINELLI/ E.SILVA 08/18/05

