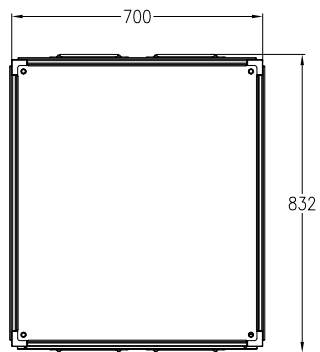




FRONT VIEW



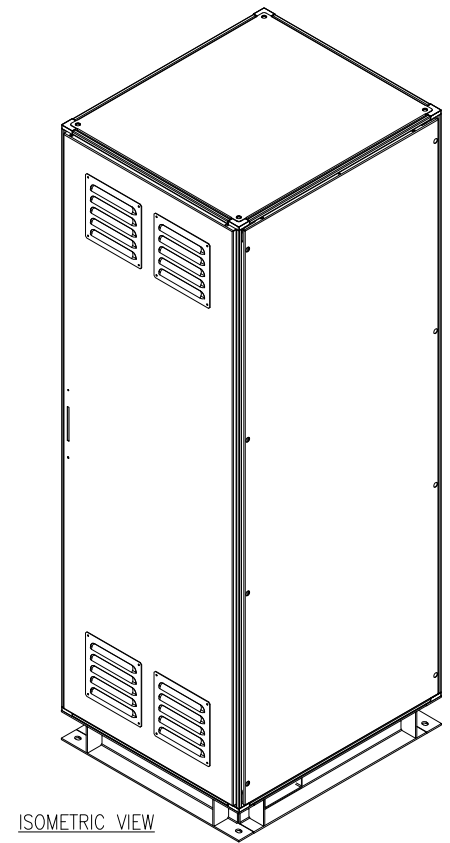
TOP VIEW



LEFT SIDE VIEW



REAR VIEW



ISOMETRIC VIEW

NOTES:

1. INSTALLATION MUST COMPLY ALL APPLICABLE NATIONAL AND LOCAL ELECTRICAL REGULATIONS
2. PLEASE REFER TO PRODUCT MANUAL FOR DETAILED INFORMATION.
3. ALL DIMENSIONS ARE IN MILLIMETERS, UNLESS OTHERWISE SPECIFIED.
4. CABLE ENTRY IS FROM THE BOTTOM SIDE OF THE CABINET.
5. NET WEIGHT OF THE ENCLOSURE IS 148 kg.
- △ 6. COG DETAILS.

CENTER OF GRAVITY	WITHOUT BATTERIES
X DISTANCE	360 mm
Y DISTANCE	800 mm
Z DISTANCE	410 mm

7. ENCLOSURE COLOR: RAL 7035
8. ENCLOSURE PROTECTION RATING IP 22

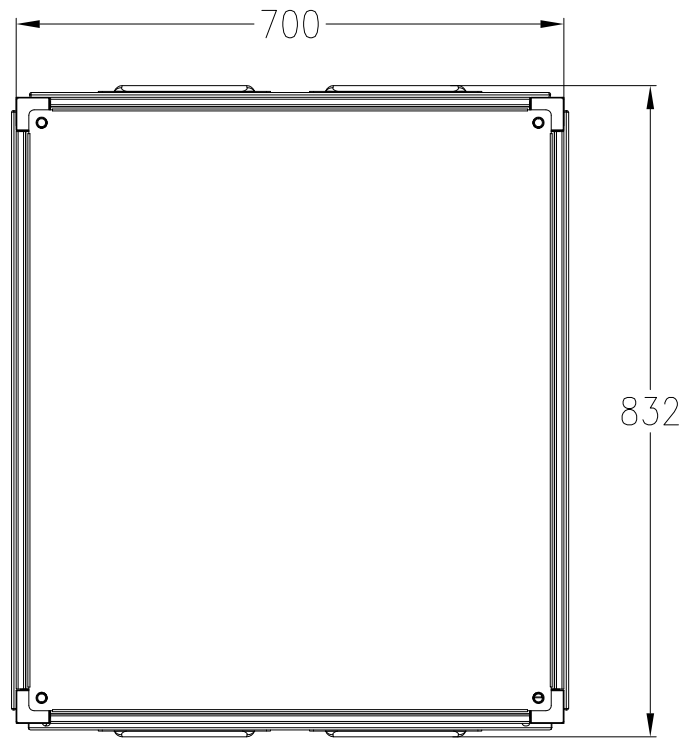
THIS DRAWING AND SPECIFICATIONS HEREIN ARE THE PROPERTY OF SCHNEIDER ELECTRIC AND SHALL NOT BE COPIED, REPRODUCED OR USED IN WHOLE OR IN PART, AS THE BASIS FOR THE MANUFACTURE OR SALE OF ITEMS WITHOUT WRITTEN PERMISSION FROM SCHNEIDER ELECTRIC. THIS DRAWING IS BASED UPON LATEST AVAILABLE INFORMATION AND IS SUBJECT TO CHANGE WITHOUT NOTICE.

**Schneider**  
**Electric**

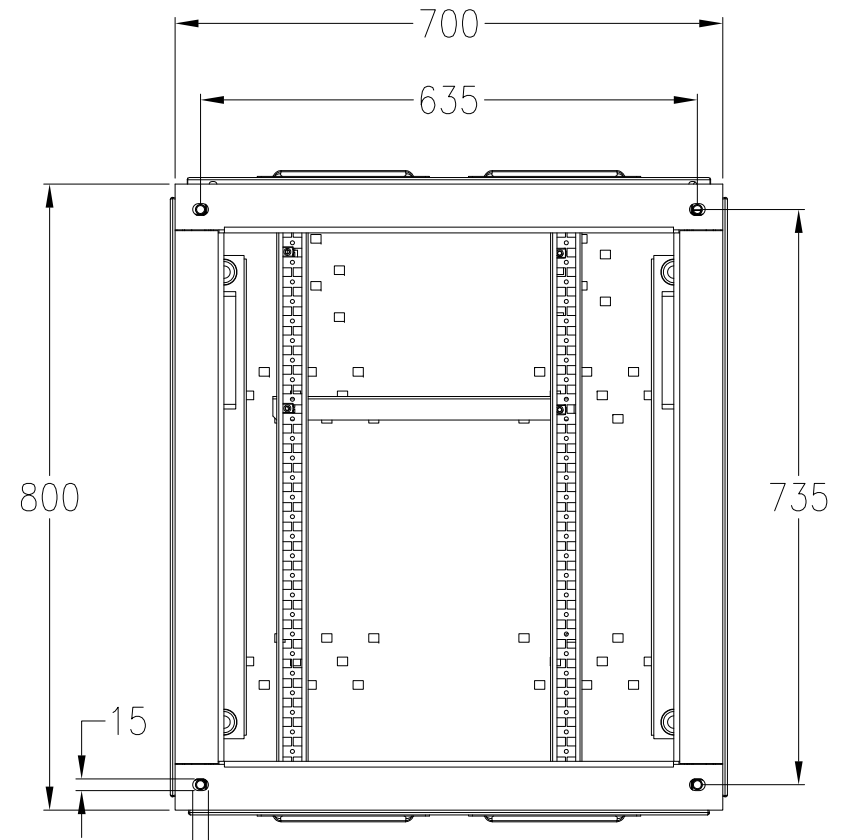
TITLE:  
MGE GALAXY 5500  
BATTERY CABINET  
FOR THIRD-PARTY BATTERIES  
MAIN MECHANICAL

PROJECT: SUBMITTAL DRAWINGS SHEET 1 OF 3

DWG NO:	G55TE-AB1M	REV.	0
DRAWN:	C KRISHNA	18-FEB-15	FIRST
ENGINEER:	THIERRY GOVAERT	18-FEB-15	ANGLE
APPROVED:	THIERRY GOVAERT	18-FEB-15	PROJECTION



TOP VIEW



BOTTOM VIEW

NOTES:

1. INSTALLATION MUST COMPLY ALL APPLICABLE NATIONAL AND LOCAL ELECTRICAL REGULATIONS
2. PLEASE REFER TO PRODUCT MANUAL FOR DETAILED INFORMATION.
3. ALL DIMENSIONS ARE IN MILLIMETERS. UNLESS OTHERWISE SPECIFIED.

THIS DRAWING AND SPECIFICATIONS HEREIN ARE THE PROPERTY OF SCHNEIDER ELECTRIC AND SHALL NOT BE COPIED, REPRODUCED OR USED IN WHOLE OR IN PART, AS THE BASIS FOR THE MANUFACTURE OR SALE OF ITEMS WITHOUT WRITTEN PERMISSION FROM SCHNEIDER ELECTRIC. THIS DRAWING IS BASED UPON LATEST AVAILABLE INFORMATION AND IS SUBJECT TO CHANGE WITHOUT NOTICE.

**Schneider**  
**Electric**

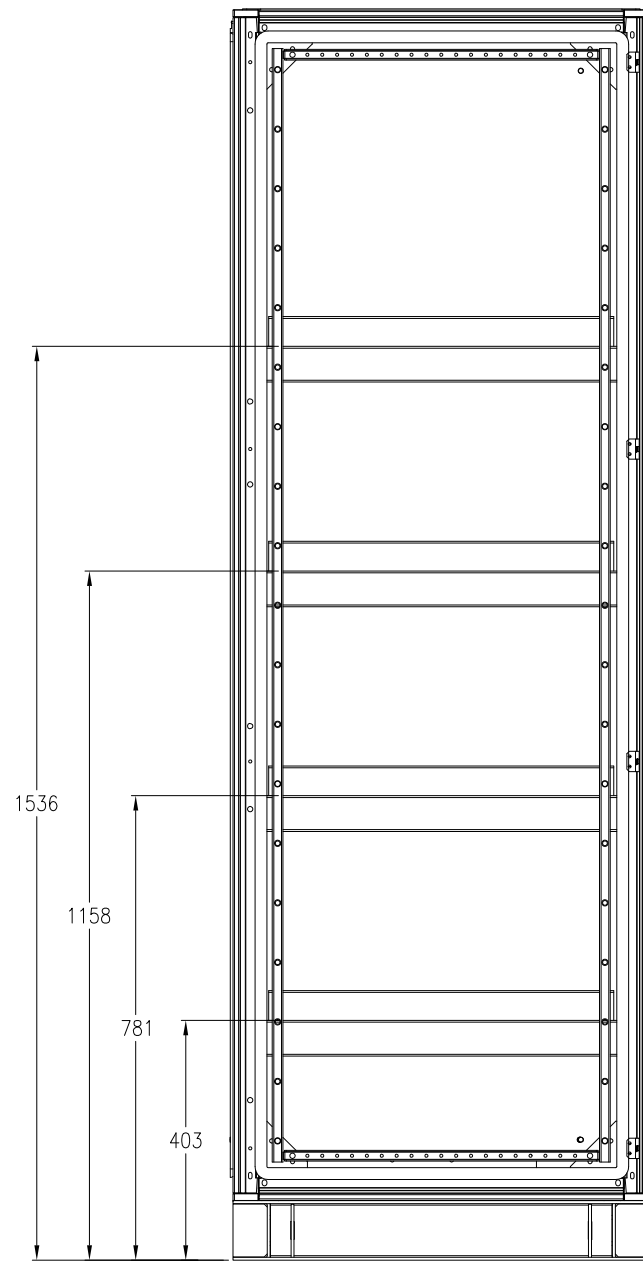
TITLE:  
MGE GALAXY 5500  
BATTERY CABINET  
FOR THIRD-PARTY BATTERIES  
TOP AND BOTTOM VIEW

PROJECT: SUBMITTAL DRAWINGS SHEET 2 OF 3


DWG NO: G55TE-AB1M

DRAWN: C KRISHNA	18-FEB-15	FIRST ANGLE PROJECTION
ENGINEER: THIERRY GOVAERT	18-FEB-15	
APPROVED: THIERRY GOVAERT	18-FEB-15	

REV. 0



FRONT VIEW



LEFT SIDE VIEW

NOTES:

1. INSTALLATION MUST COMPLY ALL APPLICABLE NATIONAL AND LOCAL ELECTRICAL REGULATIONS
2. PLEASE REFER TO PRODUCT MANUAL FOR DETAILED INFORMATION.
3. ALL DIMENSIONS ARE IN MILLIMETERS. UNLESS OTHERWISE SPECIFIED.

THIS DRAWING AND SPECIFICATIONS HEREIN ARE THE PROPERTY OF SCHNEIDER ELECTRIC AND SHALL NOT BE COPIED, REPRODUCED OR USED IN WHOLE OR IN PART, AS THE BASIS FOR THE MANUFACTURE OR SALE OF ITEMS WITHOUT WRITTEN PERMISSION FROM SCHNEIDER ELECTRIC. THIS DRAWING IS BASED UPON LATEST AVAILABLE INFORMATION AND IS SUBJECT TO CHANGE WITHOUT NOTICE.

**Schneider**  
**Electric**

TITLE:  
MGE GALAXY 5500  
BATTERY CABINET  
FOR THIRD-PARTY BATTERIES  
INTERNAL VIEW

PROJECT: SUBMITTAL DRAWINGS SHEET 3 OF 3

DWG NO: G55TE-AB1M

DRAWN: C KRISHNA	18-FEB-15
ENGINEER: THIERRY GOVAERT	18-FEB-15
APPROVED: THIERRY GOVAERT	18-FEB-15

REV. 0

FIRST  
ANGLE  
PROJECTION