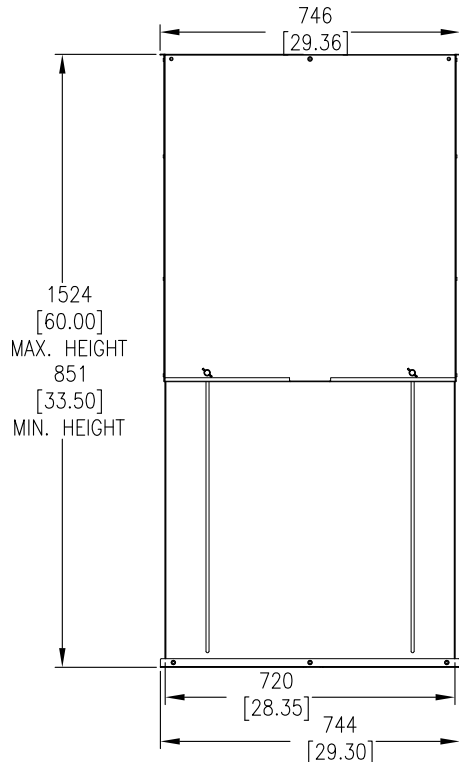
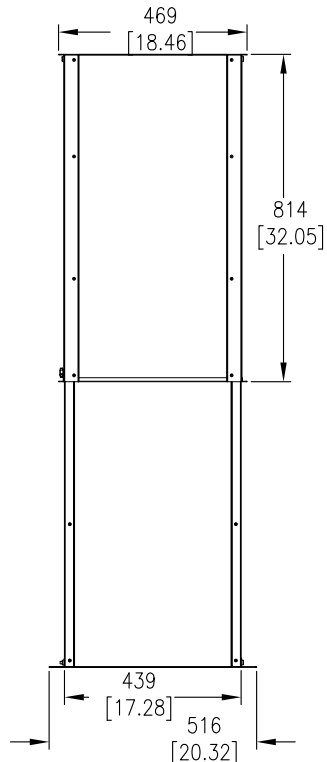


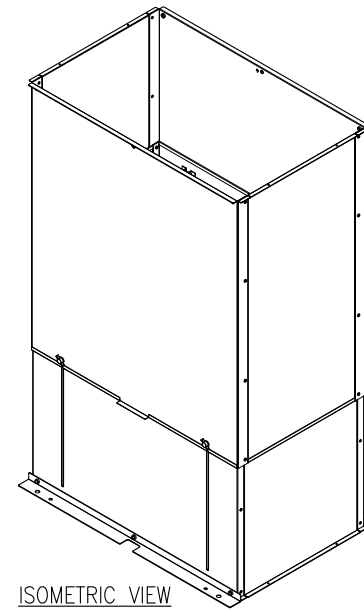
TOP VIEW



FRONT VIEW



SIDE VIEW



ISOMETRIC VIEW

NOTES:

1. INSTALLATION SHALL COMPLY WITH ALL APPLICABLE NATIONAL, STATE AND LOCAL CODES.
2. SEE PRODUCT DOCUMENTATION FOR FURTHER INFORMATION.
3. UNLESS OTHERWISE SPECIFIED, ALL DIMENSIONS ARE IN INCHES [MILLIMETERS].
4. NET WEIGHT OF UNIT IS 24.69KG [54.31LBS].
5. MISCELLANEOUS INTERNAL BAFFLES AND MAGNETIC PANELS ARE NOT SHOWN.

THIS DRAWING AND SPECIFICATIONS HEREIN ARE THE PROPERTY OF SCHNEIDER ELECTRIC AND SHALL NOT BE COPIED, REPRODUCED OR USED IN WHOLE OR IN PART, AS THE BASIS FOR THE MANUFACTURE OR SALE OF ITEMS WITHOUT WRITTEN PERMISSION FROM SCHNEIDER ELECTRIC. THIS DRAWING IS BASED UPON LATEST AVAILABLE INFORMATION AND IS SUBJECT TO CHANGE WITHOUT NOTICE.



TITLE:
TALL RANGE VERTICAL EXHAUST DUCT KIT
FOR 750mm WIDE SX ENCLOSURE
MECHANICAL LAYOUT

DWG NO: AR7754

REV. 1

DRAWN BY: M CRAVEN 02-FEB-12

THIRD

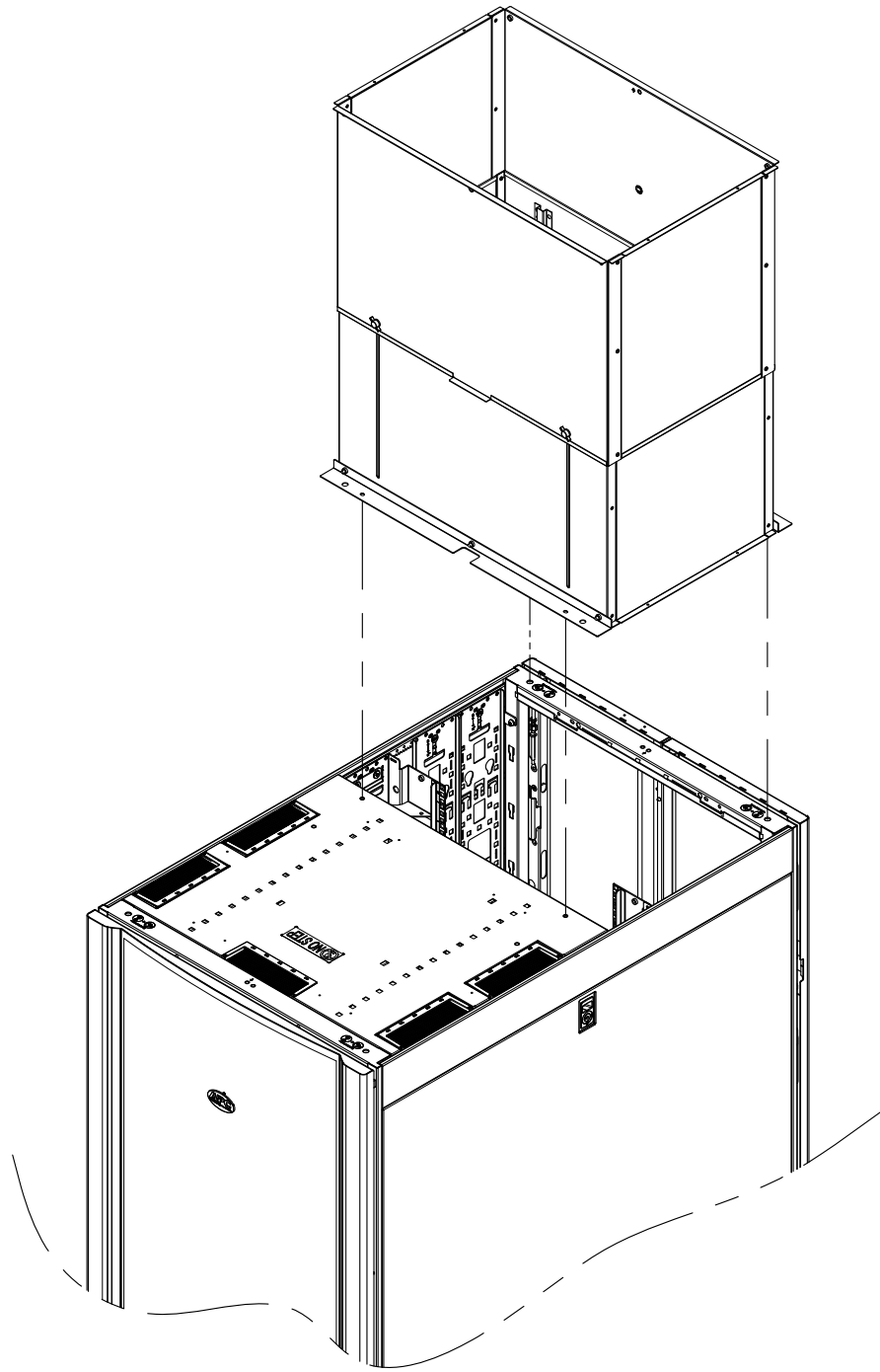
ENGINEER: Y JIANG/J KUMMER 02-FEB-12

ANGLE

PROJECT: STD SUBMITTAL DRAWINGS SHEET 1 OF 2

APPROVED BY: T HORSTMANN/M LEPARD 02-FEB-12

PROJ



NOTES:

1. INSTALLATION SHALL COMPLY WITH ALL APPLICABLE NATIONAL, STATE AND LOCAL CODES.
2. SEE PRODUCT DOCUMENTATION FOR FURTHER INFORMATION.

THIS DRAWING AND SPECIFICATIONS HEREIN ARE THE PROPERTY OF SCHNEIDER ELECTRIC AND SHALL NOT BE COPIED, REPRODUCED OR USED IN WHOLE OR IN PART, AS THE BASIS FOR THE MANUFACTURE OR SALE OF ITEMS WITHOUT WRITTEN PERMISSION FROM SCHNEIDER ELECTRIC. THIS DRAWING IS BASED UPON LATEST AVAILABLE INFORMATION AND IS SUBJECT TO CHANGE WITHOUT NOTICE.



TITLE:
TALL RANGE VERTICAL EXHAUST DUCT KIT
FOR 750mm WIDE SX ENCLOSURE
INSTALLATION GUIDE

PROJECT: STD SUBMITTAL DRAWINGS SHEET 2 OF 2

DWG NO:	AR7754	REV.	0
DRAWN BY:	V BUSH	20-MAY-11	THIRD
ENGINEER:	J KUMMER	04-AUG-11	ANGLE
APPROVED BY:	T HORSTMANN/M LEPARD	04-AUG-11	PROJ