



Main

Product or component type	Starter
Type	S
Control Circuit Type	Separate control circuit

Complementary

Control Circuit Voltage	208 V AC 60 Hz
Motor starter type	Non reversing
Current Rating	27 A
Number of Poles	3P
Number of Phases	3 phase
Horsepower Rating	7.5 HP 200 V AC 7.5 HP 230 V AC 10 HP 460 V AC 10 HP 575 V AC
Maximum Voltage Rating	600 V AC
Control Units	No control units
Thermal overload type	Solid state Motor Logic class 10/20
Electrical connection	Screw clamp terminals
NEMA size	1
Maximum Height	6.69 in (170 mm)
Maximum Depth	4.21 in (107 mm)
Maximum Width	3.23 in (82 mm)




Environment

Enclosure Type	Not rated (open device)
Product certifications	UL Listed NEMA CSA

Ordering and shipping details

Category	21192 - 8502,36 SC,SD(NOT S*R,T,W)
Discount Schedule	CP1
GTIN	00785901142577
Package weight(Lbs)	4 lb(US) (1.81 kg)
Returnability	Yes
Country of origin	MX

Offer Sustainability

REACH Regulation	 REACH Declaration
EU RoHS Directive	Compliant  EU RoHS Declaration
China RoHS Regulation	 China RoHS Declaration

Contractual warranty

Warranty	18 months
----------	-----------