
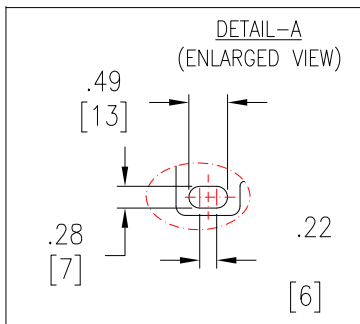
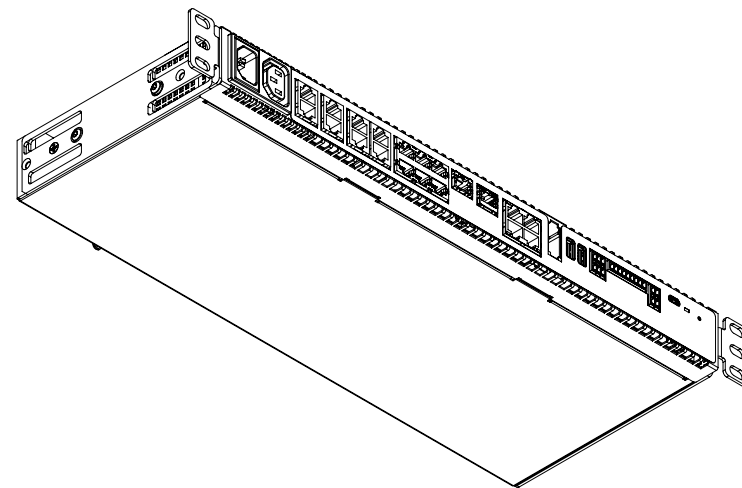


FRONT VIEW



REAR VIEW



ISOMETRIC VIEW

NOTES:

1. INSTALLATION SHALL COMPLY WITH ALL APPLICABLE NATIONAL, STATE AND LOCAL CODES.
2. REFER TO PRODUCT DOCUMENTATION FOR ADDITIONAL DETAILS PRIOR TO INSTALLATION AND SITE PREPARATION WORK.
3. ALL DIMENSIONS ARE IN INCHES [MILLIMETERS].

THIS DRAWING AND SPECIFICATIONS HEREIN ARE THE PROPERTY OF SCHNEIDER ELECTRIC AND SHALL NOT BE COPIED, REPRODUCED OR USED IN WHOLE OR IN PART, AS THE BASIS FOR THE MANUFACTURE OR SALE OF ITEMS WITHOUT WRITTEN PERMISSION FROM SCHNEIDER ELECTRIC. THIS DRAWING IS BASED UPON LATEST AVAILABLE INFORMATION AND IS SUBJECT TO CHANGE WITHOUT NOTICE.



TITLE: NETBOTZ SECURITY AND ENVIRONMENT MONITORING RACK MONITOR-0750
GENERAL ARRANGEMENT

PROJECT: DRAWINGS SHEET 1 OF 2

DWG NO: NBRK0750

DRAWN BY: K.NAGENDRA 17-OCT-18

ENGINEER: Steven Brown 17-OCT-18

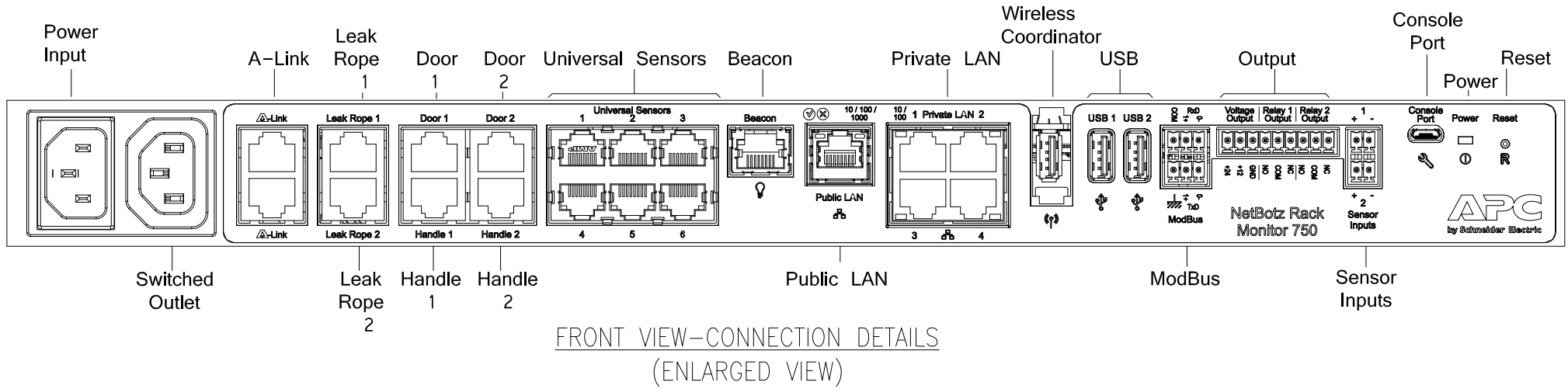
APPROVED BY: Steven Brown 17-OCT-18

REV. 0

THIRD

ANGLE

PROJECTION



NOTES:

1. INSTALLATION SHALL COMPLY WITH ALL APPLICABLE NATIONAL, STATE AND LOCAL CODES.
2. REFER TO PRODUCT DOCUMENTATION FOR ADDITIONAL DETAILS PRIOR TO INSTALLATION AND SITE PREPARATION WORK.
3. ALL DIMENSIONS ARE IN INCHES [MILLIMETERS].

THIS DRAWING AND SPECIFICATIONS HEREIN ARE THE PROPERTY OF SCHNEIDER ELECTRIC AND SHALL NOT BE COPIED, REPRODUCED OR USED IN WHOLE OR IN PART, AS THE BASIS FOR THE MANUFACTURE OR SALE OF ITEMS WITHOUT WRITTEN PERMISSION FROM SCHNEIDER ELECTRIC. THIS DRAWING IS BASED UPON LATEST AVAILABLE INFORMATION AND IS SUBJECT TO CHANGE WITHOUT NOTICE.



TITLE: NETBOTZ SECURITY AND ENVIRONMENT MONITORING RACK MONITOR-0750
FRONT CONNECTION DETAILS
PROJECT: DRAWINGS SHEET 2 OF 2

DWG NO:	NBRK0750		REV.	0
DRAWN BY:	K.NAGENDRA	17-OCT-18	THIRD	
ENGINEER:	Steven Brown	17-OCT-18	ANGLE	
APPROVED BY:	Steven Brown	17-OCT-18	PROJECTION	