



**OFFICE OF STATEWIDE HEALTH PLANNING AND DEVELOPMENT  
FACILITIES DEVELOPMENT DIVISION**

**APPLICATION FOR OSHPD SPECIAL SEISMIC  
CERTIFICATION PREAPPROVAL (OSP)**

OFFICE USE ONLY

APPLICATION #: **OSP – 0231 – 10**

**OSHPD Special Seismic Certification Preapproval (OSP)**

Type:  New  Renewal

**Manufacturer Information**

Manufacturer: Schneider Electric IT Division

Manufacturer's Technical Representative: Jose Muniz

Mailing Address: Via de la Innovacion #408, Parque PIIT Apodaca, NL. CP 66628 Mexico

Telephone: +52 81 4739 2000 x82869 Email: [Jose.Muniz@schneider-electic.com](mailto:Jose.Muniz@schneider-electic.com)

**Product Information**

Product Name: Galaxy 3500, Smart UPS VT

Product Type: Uninterrupted Power Supply (UPS)

Product Model Number: See Certified Product Table attached  
(List all unique product identification numbers and/or part numbers)

General Description: Galaxy 3500 and Smart UPS VT product line consists of maintenance bypass panels, battery frames, UPS frames and transformers. Seismic enhancements made to the UUTs & modifications required to address anomalies observed during the tests shall be incorporated into the production units.

Mounting Description: Maintenance Bypass Panel can be rigidly floor or wall mounted. All other units are rigidly floor mounted

**Applicant Information**

Applicant Company Name: Schneider Electric IT Division

Contact Person: Jose Muniz

Mailing Address: Via de la Innovacion #408, Parque PIIT Apodaca, NL. CP 66628 Mexico

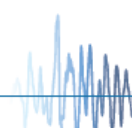
Telephone: +52 81 4739 2000 x82869 Email: [Jose.Muniz@schneider-electic.com](mailto:Jose.Muniz@schneider-electic.com)

I hereby agree to reimburse the Office of Statewide Health Planning and Development review fees in accordance with the California Administrative Code, 2016.

Signature of Applicant:  Date: 11/11/2016

Title: Regulatory Compliance Engineer Company Name: Schneider Electric IT Division

"Access to Safe, Quality Healthcare Environments that Meet California's Diverse and Dynamic Needs"





**OFFICE OF STATEWIDE HEALTH PLANNING AND DEVELOPMENT  
FACILITIES DEVELOPMENT DIVISION**

**California Licensed Structural Engineer Responsible for the Engineering and Test Report(s)**

Company Name: Forell/Elsesser Engineers, Inc.

Name: Marco Scanu, SE California License Number: S4454

Mailing Address: 160 Pine St., 6<sup>th</sup> Flr., San Francisco, CA 94111

Telephone: (415) 837-0700 Email: m.scanu@forell.com

**Supports and Attachments Preapproval**

- Supports and attachments are preapproved under OPM- \_\_\_\_\_  
(Separate application for OSHPD Preapproval of Manufacturer's Certification (OPM) of Supports and attachments is required)
- Supports and attachments are not preapproved

**Certification Method**

- Testing in accordance with:  ICC-ES AC156
- Other (Please Specify): \_\_\_\_\_

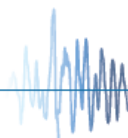
**Testing Laboratory**

Company Name: Wyle Laboratories

Contact Name: Rod Thornberry

Mailing Address: 7800 Hwy 20, Huntsville AL 35806

Telephone: (256) 837-4411 Email: \_\_\_\_\_





**OFFICE OF STATEWIDE HEALTH PLANNING AND DEVELOPMENT  
FACILITIES DEVELOPMENT DIVISION**

**Seismic Parameters**

Design in accordance with ASCE 7-10 Chapter 13:  Yes  No

Design Basis of Equipment or Components ( $F_p/W_p$ ) = 0.99

$S_{DS}$  (Design spectral response acceleration at short period, g) = 1.32

$a_p$  (In-structure equipment or component amplification factor) = 2.5

$R_p$  (Equipment or component response modification factor) = 6.0

$\Omega_0$  (System overstrength factor) = 2.0

$I_p$  (Importance factor) = 1.5

$z/h$  (Height factor ratio) = 1.0

Equipment or Component Natural Frequencies (Hz) = See attachment, UUT Summary Sheets

Overall dimensions and weight (or range thereof) = See attachment, Certified Products Table

Equipment or Components @ grade designed in accordance with ASCE 7-10 Chapter 15:  Yes  No

Design Basis of Equipment or Components ( $V/W$ ) = \_\_\_\_\_

$S_{DS}$  (Design spectral response acceleration at short period, g) = \_\_\_\_\_

$S_{D1}$  (Design spectral response acceleration at 1 second period, g) = \_\_\_\_\_

$R$  (Response modification coefficient) = \_\_\_\_\_

$\Omega_0$  (System overstrength factor) = \_\_\_\_\_

$C_d$  (Deflection amplification factor) = \_\_\_\_\_

$I_p$  (Importance factor) = 1.5

Height to Center of Gravity above base = \_\_\_\_\_

Equipment or Component Natural Frequencies (Hz) = \_\_\_\_\_

Overall dimensions and weight (or range thereof) = \_\_\_\_\_

Tank(s) designed in accordance with ASME BPVC, 2015:  Yes  No

**List of Attachments Supporting Special Seismic Certification**

Test Report(s)  Drawings  Calculations  Manufacturer's Catalog

Other(s) (Please Specify): Certified Products Table, Certified Subcomponents Table, UUT Summary Sheets

**OSHPD Approval (For Office Use Only) – Approval Expires on December 31, 2022**

Signature:  Date: 2/9/2017

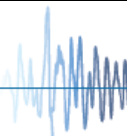
Print Name: M. R. Karim Title: SHFR

Special Seismic Certification Valid Up to :  $S_{DS}$  (g) = 1.32  $z/h$  = 1.0

Condition of Approval (if applicable): \_\_\_\_\_

\_\_\_\_\_

\_\_\_\_\_



**Schneider Electric - Galaxy 3500**

**I. Certified Product Table**

	Width	Depth	Height	Max. Weight	Component No.	Notes	Testing Status
<b>Galaxy 3500 System Units</b>							
<b>Wall Mounted Units</b>							
Maintenance Bypass Panel	22.0 in	9.0 in	24.0 in	58 lbs	SBPSU20K30F-WP	1, 3	UUT 1B
	22.0 in	9.0 in	24.0 in	58 lbs	SBPSU10K15F-WP	1, 3	Interpolated
Maintenance Bypass with 42 position Distribution Panel	30.0 in	8.0 in	38.0 in	98 lbs	SBPSU10K30FC1M1-WP	1, 3	UUT 1C
<b>Floor Mounted Units</b>							
Parallel Maintenance Bypass Panel	13.8 in	33.0 in	58.5 in	317 lbs	G35TSBP20K30F	2, 3	UUT 3
	13.8 in	33.0 in	58.5 in	363 lbs	SUVTSBP20K30F	2, 3	Interpolated
	13.8 in	33.0 in	58.5 in	363 lbs	G35TSBP20K30F	2, 3	Interpolated
Maintenance Bypass with 42 position Distribution Panel	14.0 in	36.0 in	59.0 in	330 lbs	SUVTSBP10K30F-DP	2, 3	Interpolated
	14.0 in	36.0 in	59.0 in	330 lbs	G35TSBP10K30F-DP	2, 3	UUT 1A
Battery Frame Enclosure	20.5 in	36.0 in	59.0 in	765 lbs	G35TXBR6	2, 3	UUT 2
	20.5 in	36.0 in	59.0 in	1779 lbs	SUVTXR6	2, 3, 4	Interpolated
	20.5 in	36.0 in	59.0 in	1779 lbs	SUVTBR6	2, 3, 4	Interpolated
	20.5 in	36.0 in	59.0 in	1779 lbs	G35TXR6	2, 3, 4	Interpolated
	20.5 in	36.0 in	59.0 in	1779 lbs	G35TXBR6	2, 3	UUT 3
UPS Power Module Frame Narrow	14.0 in	36.0 in	59.0 in	714 lbs	G35TF10KB2F	2, 3	UUT 2
	14.0 in	36.0 in	59.0 in	714 lbs	SUVTPF10KB2F	2, 3	Interpolated
	14.0 in	36.0 in	59.0 in	714 lbs	G35TF15KB2F	2, 3	Interpolated
	14.0 in	36.0 in	59.0 in	714 lbs	SUVTPF15KB2F	2, 3	Interpolated
UPS Power Module Frame Wide	20.5 in	36.0 in	59.0 in	1252 lbs	SUVTPF10KB4F	2, 3	Interpolated
	20.5 in	36.0 in	59.0 in	1252 lbs	G35TF15KB4F	2, 3	Interpolated
	20.5 in	36.0 in	59.0 in	1252 lbs	SUVTPF15KB4F	2, 3	Interpolated
	20.5 in	36.0 in	59.0 in	1252 lbs	G35TF20KB4F	2, 3	Interpolated
	20.5 in	36.0 in	59.0 in	1252 lbs	SUVTPF20KB4F	2, 3	Interpolated
	20.5 in	36.0 in	59.0 in	1252 lbs	G35TF30KB4F	2, 3	Interpolated
	20.5 in	36.0 in	59.0 in	1252 lbs	SUVTPF30KB4F	2, 3	Interpolated
Transformer with MCCB	14.0 in	36.0 in	59.0 in	1199 lbs	G35TF30KB4F	2, 3	UUT 3
	14.0 in	36.0 in	59.0 in	728 lbs	G35TSBPXFM10K30G	2, 3	UUT 3
	14.0 in	36.0 in	59.0 in	728 lbs	SUVTSBPXFM10K30G	2, 3, 4	Extrapolated
	14.0 in	36.0 in	59.0 in	728 lbs	SUVTSBPXFM10K30F	2, 3, 4	Extrapolated
	14.0 in	36.0 in	59.0 in	728 lbs	G35TSBPXFM10K30F	2, 3, 4	Extrapolated
	14.0 in	36.0 in	59.0 in	728 lbs	SUVTXFM10K30G	2, 3, 4	Extrapolated
	14.0 in	36.0 in	59.0 in	728 lbs	G35TXFM10K30G	2, 3, 4	Extrapolated
	14.0 in	36.0 in	59.0 in	728 lbs	SUVTXFM10K30F	2, 3, 4	Extrapolated
	14.0 in	36.0 in	59.0 in	728 lbs	G35TXFM10K30F	2, 3, 4	Extrapolated

- Notes:
1. Unit is constructed out of 0.059" cold rolled carbon steel
  2. Unit is constructed out of 0.0784" cold rolled carbon steel
  3. For Indoor Use only
  4. Interpolated and extrapolated units are structurally similar except for branding and color

**Schneider Electric - Galaxy 3500**  
**II. Certified Subcomponents Table**

Internal Components	Manufacturer	Component No.	Testing Status
125A 3p Circuit Breaker	Square-D	530-2129	UUT 1A
125A 4p Circuit Breaker	Square-D	530-4022	UUT 3
350A 3p Circuit Breaker	Square-D	0W5756A	UUT 3
60A 3p Circuit Breaker	ABB	530-0935A	Interpolated
60A 4p Circuit Breaker	ABB	530-0947A	Interpolated
125A 3p Circuit Breaker	ABB	530-0897A	UUT 1B
125A 4p Circuit Breaker	ABB	530-0899A	UUT 1B
400A 4p Circuit Breaker	ABB	530-0943A	Interpolated
250A 4p Circuit Breaker	Schneider Electric	530-0618	UUT 2, UUT 3
	Schneider Electric	530-2131	Extrapolated <sup>1</sup>
Panel CKT BKR 42 POS 225A	Square-D	530-4000	UUT 1A, UUT 1C
	Square-D	530-2023	UUT 1C
Breakers 1-pole 16A	Square-D	530-1375	Interpolated
Breakers 1-pole 20A	Square-D	530-0111	UUT 1A
Breaker 2-pole 20A	Square-D	530-0302	UUT 1A
Breaker 2-pole 30A	Square-D	530-0189	UUT 1A
Switch, 3 Pole, 60A	ABB	560-0204	UUT 2
Switch, 3 pole, 100A	ABB	560-0205	UUT 1C, UUT 3
Seismic Kit (Narrow unit)	Schneider Electric	G35TOPT007	UUT 1A, UUT 2, UUT 3
Seismic Kit (Wide unit)	Schneider Electric	G35TOPT008	UUT 1C
Fuseholder Class J 3pole 100A	Bussmann	890-0306	UUT 1C
Fuse, Fast 90A, 600Vac, Class J	Bussmann	516-6090	UUT 1C
Fuse Holder PII 27X60	Ferraz Shawmut	890-0071	UUT 2, UUT 3
Battery Units	Schneider Electric	SYBTU1	UUT 2, UUT 3
12V – 7.2Ah VRLA Battery (C10)	CSB	910-8013	UUT 2, UUT 3
Battery Shelves	Schneider Electric	0M-3998E	UUT 2, UUT 3
	Schneider Electric	0M-3997E	UUT 2
10 kw Power module	Schneider Electric	0G-SUVTPM10KF-P	UUT 2
15 kw Power module	Schneider Electric	0G-SUVTPM15KF-P	Interpolated
20 kw Power module	Schneider Electric	0G-SUVTPM20KF-P	Interpolated
30 kW Power Module	Schneider Electric	0G-SUVTPM30KF-P	UUT 3
PM Module Shelves	Schneider Electric	870-7848C	UUT 2, UUT 3
Support Shelf PM Narrow	Schneider Electric	870-11877C	UUT 2
	Schneider Electric	870-7870C	UUT 2
Backplane Boards (Battery)	Schneider Electric	0P4907	UUT 2, UUT 3
Backplane Boards (Primary)	Schneider Electric	0P4910	UUT 2, UUT 3
Backplane Boards (Secondary)	Schneider Electric	0P4911	UUT 2, UUT 3
GUI	Schneider Electric	0G-9233	UUT 2, UUT 3
Parallel Communications Kit	Schneider Electric	SUVTOPT009	UUT 3
Fan 225CFM	EBMPapst	490-0108	UUT 3
Fan 225CFM	NMB Technologies	490-0108	UUT 3
	NMB Technologies	490-0009A	UUT 3
Transformer 30KVA 208/208V, Magnet Wire: Copper	First Philipine Power Systems INC.	432-0004	UUT 3

Notes: 1. Extrapolated units are structurally similar except for branding

**Schneider Electric - Galaxy 3500**  
**II. Certified Subcomponents Table**

Internal Components	Manufacturer	Component No.	Testing Status
SBP CAN I/O Board	Schneider Electric	0P4533B	UUT 3
		880-0594A	UUT 1C
		880-0598A	UUT 3
		880-0599B	UUT 2, UUT 3
		880-0685E	UUT 2, UUT 3
		880-0686A	UUT 3
		880-0687A	UUT 3
		880-0688B	UUT 3
		880-0689A	UUT 3
		880-0690A	UUT 3
		880-0691B	UUT 2, UUT 3
		880-0692A	UUT 3
		880-0693B	UUT 2, UUT 3
		880-0694B	UUT 2, UUT 3
		880-0695B	UUT 2, UUT 3
		880-0858D	UUT 2, UUT 3
		880-0884C	UUT 2
		880-0885B	UUT 2
		880-0886B	UUT 2
		880-0887A	UUT 2
		880-0888A	UUT 2
		880-0889A	UUT 2
		880-0925A	UUT 2, UUT 3
	Schneider Electric	880-0952B	UUT 2, UUT 3
		880-1005	UUT 1A, UUT 1C
		880-1598E	UUT 2, UUT 3
		880-1599D	UUT 2
		880-1600E	UUT 3
		880-1608D	UUT 2, UUT 3
		880-1609E	UUT 2
		880-1611H	UUT 2, UUT 3
		880-1612E	UUT 2, UUT 3
		880-1613D	UUT 3
		880-1614C	UUT 2
		880-1738B	UUT 2, UUT 3
		880-1740A	UUT 3
		880-1741A	UUT 3
		880-1742A	UUT 2, UUT 3
		880-2724	UUT 1A, UUT 3
		880-2725A	UUT 3
		880-2726	UUT 1A, UUT 1B, UUT 3
		880-2727	UUT 1A, UUT 3
		880-2997	UUT 1B, UUT 3
		880-3005	UUT 3
		880-3006	UUT 3
Copper Busbars		880-3146	UUT 2, UUT 3

**Schneider Electric - Galaxy 3500**  
**II. Certified Subcomponents Table**

Internal Components	Manufacturer	Component No.	Testing Status
Terminals	Schneider Electric	0N-0050	UUT 2
Terminal Board	Schneider Electric	0N-0049	UUT 3
Terminal block 200A	Marathon	720-0002-Z	UUT 1B, UUT 3
Terminal block 310A	Marathon	720-0003-Z	UUT 3

### Test Report 58143R10 - UUT 1A, UUT 1B, UUT 1C

UUT1A

Maintenance Bypass with 42 position Distribution Panel (smallest floor mounted configuration)  
59”H x 14”W x 36”D, 0.0784” Cold Rolled Carbon Steel  
330 lbs  
Floor mounted with (16) M8 Class 8.8 bolts



UUT 1A on the right

Building Code	Test Criteria	S <sub>Ds</sub> (g)	z/h	I <sub>p</sub>	Horizontal		Vertical	
					A <sub>FLX-H</sub> (g)	A <sub>RIG-H</sub> (g)	A <sub>FLX-V</sub> (g)	A <sub>RIG-V</sub> (g)
CBC 2016	ICC-ES AC 156	1.36	1.0	1.5	2.18	1.63	0.91	0.36
<b>Natural Frequency (Hz)</b>			<b>Test Results</b>					
<b>F-B</b>	<b>S-S</b>	<b>V</b>	The UUT maintained structural integrity and functionality after the AC156 test. UUT full of contents during testing.					
30.0	12.5	> 33						

Internal Components	Manufacturer	Component No.
125A 3p Circuit Breaker	Square-D	530-2129
Panel CKT BKR 42 POS 225A	Square-D	530-4000
Breakers 1-pole 20A	Square-D	530-0111
Breaker 2-pole 20A	Square-D	530-0302
Breaker 2-pole 30A	Square-D	530-0189
Seismic Kit	Schneider Electric	G35TOPT007
Copper Bus bars	Schneider Electric	880-2724
		880-1005
		880-2727
		880-2726




**UUT1B**

Maintenance Bypass Panel (smallest wall mounted configuration)

24”H x 22”W x 9”D, 0.059” Cold Rolled Carbon Steel

58 lbs

Wall mounted with (4) 3/8-16 Grade 5 bolts



UUT 1B center

Building Code	Test Criteria	S <sub>DS</sub> (g)	z/h	I <sub>p</sub>	Horizontal		Vertical	
					A <sub>FLX-H</sub> (g)	A <sub>RIG-H</sub> (g)	A <sub>FLX-V</sub> (g)	A <sub>RIG-V</sub> (g)
CBC 2016	ICC-ES AC 156	1.36	1.0	1.5	2.18	1.63	0.91	0.36
<b>Natural Frequency (Hz)</b>			<b>Test Results</b>					
<b>F-B</b>	<b>S-S</b>	<b>V</b>	The UUT maintained structural integrity and functionality after the AC156 test. UUT full of contents during testing.					
N/A	N/A	N/A						

Internal Components	Manufacturer	Component No.
125A 3p Circuit Breaker	ABB	530-0897A
125A 4p Circuit Breaker	ABB	530-0899A
Terminal block 200A	Marathon	720-0002-Z
Copper Bus bars	Schneider Electric	880-2726
		880-2997

**UUT1C**

Maintenance Bypass with 42 position Distribution Panel (largest wall mounted configuration)  
38”H x 30”W x 8”D, 0.059” Cold Rolled Carbon Steel  
98 lbs  
Wall mounted with (4) 3/8”-16 Grade 5 bolts



UUT 1C on the left

Building Code	Test Criteria	S <sub>DS</sub> (g)	z/h	I <sub>p</sub>	Horizontal		Vertical	
					A <sub>FLX-H</sub> (g)	A <sub>RIG-H</sub> (g)	A <sub>FLX-V</sub> (g)	A <sub>RIG-V</sub> (g)
CBC 2016	ICC-ES AC 156	1.36	1.0	1.5	2.18	1.63	0.91	0.36
<b>Natural Frequency (Hz)</b>			<b>Test Results</b>					
<b>F-B</b>	<b>S-S</b>	<b>V</b>	The UUT maintained structural integrity and functionality after the AC156 test. UUT full of contents during testing.					
N/A	N/A	N/A						

Internal Components	Manufacturer	Component No.
Switch, 3 pole, 100A	ABB	560-0205
Panel CKT BKR 42 POS 225A	Square-D	530-4000
		530-2023
Fuseholder Class J 3pole 100A	Bussmann	890-0306
Fuse, Fast 90A, 600Vac, Class J	Bussmann	516-6090
Seismic Kit	Schneider Electric	G35TOPT008
Copper Bus bars	Schneider Electric	880-1005
		880-0594A

## Test Report 58143R10 - UUT 2

UPS with Battery Frame (smallest configuration)  
59”H x 35”W x 36”D, 0.0784” Cold Rolled Carbon Steel  
1479 lbs  
Floor mounted with (24) M8 Class 8.8 bolts



Building Code	Test Criteria	S <sub>Ds</sub> (g)	z/h	I <sub>p</sub>	Horizontal		Vertical	
					A <sub>FLX-H</sub> (g)	A <sub>RIG-H</sub> (g)	A <sub>FLX-V</sub> (g)	A <sub>RIG-V</sub> (g)
CBC 2016	ICC-ES AC 156	1.32	1.0	1.5	2.11	1.58	0.88	0.35
<b>Natural Frequency (Hz)</b>			<b>Test Results</b>					
<b>F-B</b>	<b>S-S</b>	<b>V</b>	The UUT maintained structural integrity and functionality after the AC156 test. UUT full of contents during testing.					
24.0	15.0	> 33						

System Unit	Width	Depth	Height	Weight	Material
Battery Frame Enclosure	20.5”	36”	59”	765 lbs	0.0784” Cold Rolled Steel
UPS power module frame narrow	14”	36”	59”	714 lbs	0.0784” Cold Rolled Steel

Internal Components	Manufacturer	Component No.
Battery Units	Schneider Electric	SYBTU1
12V – 7.2Ah VRLA Battery (C10)	CSB	910-8013
Battery Shelves	Schneider Electric	0M-3998E
Battery Shelves	Schneider Electric	0M-3997E
10 kW Power module	Schneider Electric	OG-SUVTPM10KF-P
PM Module Shelves	Schneider Electric	870-7848C
Support Shelf PM Narrow	Schneider Electric	870-7870C
Support Shelf PM Narrow	Schneider Electric	870-11877C
FUSE HOLDER PII 27X60	Schneider Electric	890-0071
250A 4p Circuit Breaker	Schneider Electric	530-0618
Switch, 3 Pole, 60A	ABB	560-0204
Backplane Boards (Battery)	Schneider Electric	0P4907

**Test Report 58143R10 - UUT 2, cont'd**

Internal Components	Manufacturer	Component No.
Backplane Boards (Primary)	Schneider Electric	0P4910
Backplane Boards (Secondary)	Schneider Electric	0P4911
Terminals	Schneider Electric	0N-0050
GUI	Schneider Electric	0G-9233
Seismic kit	Schneider Electric	G35TOPT007
Copper bus bars	Schneider Electric	880-1738B
		880-0952B
		880-0925A
		880-1598E
		880-1608D
		880-1612E
		880-3146
		880-1611H
		880-1742A
		880-0884C
		880-0889A
		880-0599B
		880-0888A
		880-0887A
		880-0886B
		880-0885B
		880-0695B
		880-0693B
		880-0694B
		880-0691B
880-0685E		
880-0858D		
880-1614C		
880-1609E		
880-1599D		

### Test Report 58143R10 - UUT 3

Complete System (largest configuration)  
 59”H x 69”W x 36”D, 0.0784” Cold Rolled Carbon Steel  
 4023 lbs  
 Floor mounted with (40) M8 Class 8.8 bolts



Building Code	Test Criteria	S <sub>DS</sub> (g)	z/h	I <sub>p</sub>	Horizontal		Vertical	
					A <sub>FLX-H</sub> (g)	A <sub>RIG-H</sub> (g)	A <sub>FLX-V</sub> (g)	A <sub>RIG-V</sub> (g)
CBC 2016	ICC-ES AC 156	1.42	1.0	1.5	2.27	1.70	0.95	0.38
<b>Natural Frequency (Hz)</b>			<b>Test Results</b>					
<b>F-B</b>	<b>S-S</b>	<b>V</b>	The UUT maintained structural integrity and functionality after the AC156 test. UUT full of contents during testing.					
16.0	12.0	25.0						

System Unit	Width	Depth	Height	Weight	Material
Battery Frame Enclosure	20.5”	36”	59”	1779 lbs	0.0784” Cold Rolled Steel
UPS Power Module Frame Wide	20.5”	36”	59”	1199 lbs	0.0784” Cold Rolled Steel
Transformer with MCCB	14”	36”	59”	728 lbs	0.0784” Cold Rolled Steel
Maintenance Bypass and Distribution Panel	14”	36”	59”	317 lbs	0.0784” Cold Rolled Steel

**Test Report 58143R10 - UUT 3, cont'd**

<b>Internal Components</b>	<b>Manufacturer</b>	<b>Component No.</b>
Battery Units	Schneider Electric	SYBTU1
12V – 7.2Ah VRLA Battery (C10)	CSB	910-8013
Battery Shelves	Schneider Electric	0M-3998E
30 kW Power Module	Schneider Electric	OG-SUVTPM30KF-P
PM Module Shelves	Schneider Electric	870-7848C
FUSE HOLDER PII 27X60	Schneider Electric	890-0071
125A 4p Circuit Breaker	Square-D	530-4022
250A 4p Circuit Breaker	Schneider Electric	530-0618
350A 3p Circuit Breaker	Square-D	0W5756A
Backplane Boards (Battery)	Schneider Electric	0P4907
Backplane Boards (Primary)	Schneider Electric	0P4910
Backplane Boards (Secondary)	Schneider Electric	0P4911
GUI	Schneider Electric	0G-9233
Parallel Communications Kit	Schneider Electric	SUVTOPT009
Terminal block 200A	Marathon	720-0002-Z
Terminal block 310A	Marathon	720-0003-Z
Terminal Board	Schneider Electric	0N-0049
Switch, 3 pole, 100A	ABB	560-0205
Fan 225CFM	EBMPapst	490-0108
Fan 225CFM	NMB Technologies	490-0108
Fan 225CFM	NMB Technologies	490-0009A
Transformer 30KVA 208/208V, Magnet Wire: Copper	First Philipine Power Systems INC.	432-0004
SBP CAN I/O Board (total 3)	Schneider Electric	0P4533B
Seismic kit	Schneider Electric	G35TOPT007

**Test Report 58143R10 - UUT 3, cont'd**

Internal Components	Manufacturer	Component No.
Copper bus bars	Schneider Electric	880-2724
		880-2727
		880-2726
		880-2997
		880-2725A
		880-3006
		880-3005
		880-0598A
		880-0686A
		880-0687A
		880-1742A
		880-0689A
		880-0599B
		880-0695B
		880-0690A
		880-0693B
		880-0858D
		880-0694B
		880-0691B
		880-0692A
		880-0688B
		880-1740A
		880-1741A
		880-0685E
		880-1613D
		880-1600E
		880-1738B
		880-0952B
880-0925A		
880-1598E		
880-1608D		
880-1612E		
880-3146		
880-1611H		