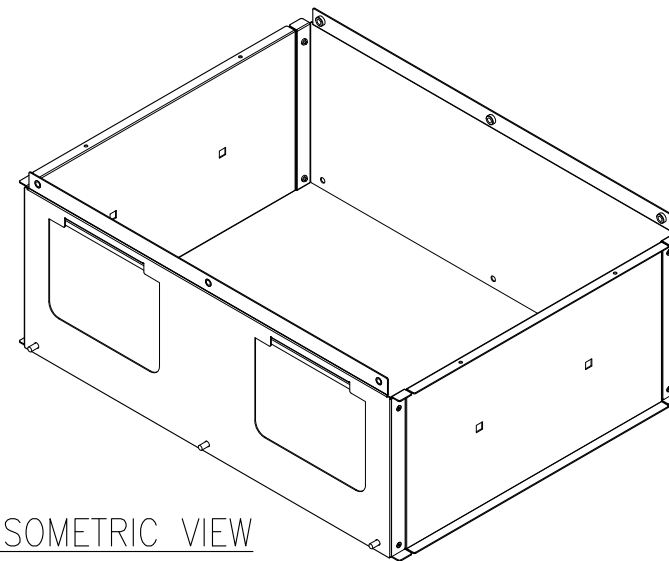
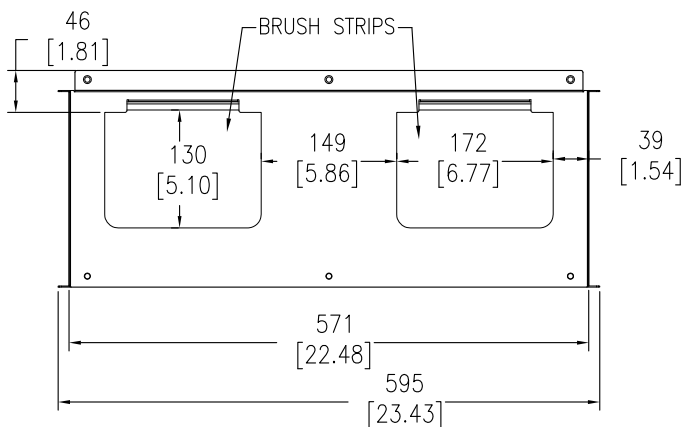


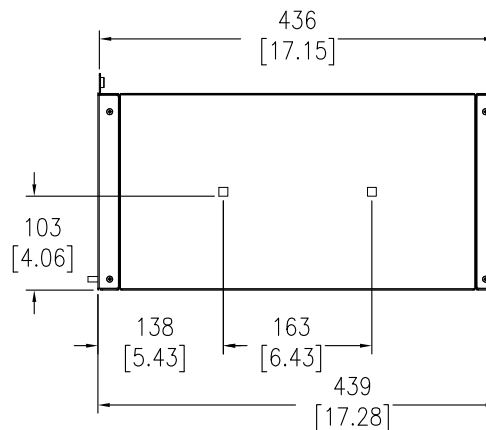
TOP VIEW



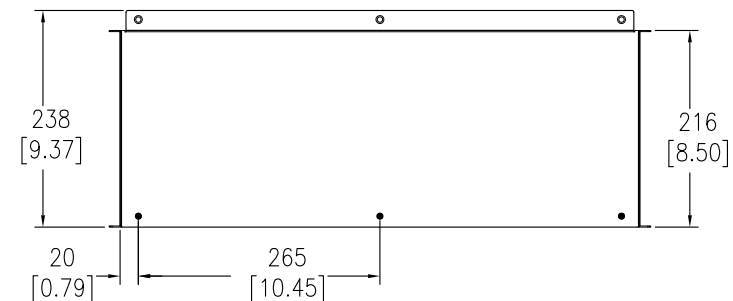
ISOMETRIC VIEW



FRONT VIEW



SIDE VIEW



REAR VIEW

NOTES:

1. INSTALLATION SHALL COMPLY WITH ALL APPLICABLE NATIONAL, STATE AND LOCAL CODES.
2. SEE PRODUCT DOCUMENTATION FOR FURTHER INFORMATION.
3. UNLESS OTHERWISE SPECIFIED, ALL DIMENSIONS ARE IN INCHES [MILLIMETERS].
4. NET WEIGHT OF UNIT IS 1.82kg [4.00LBS].

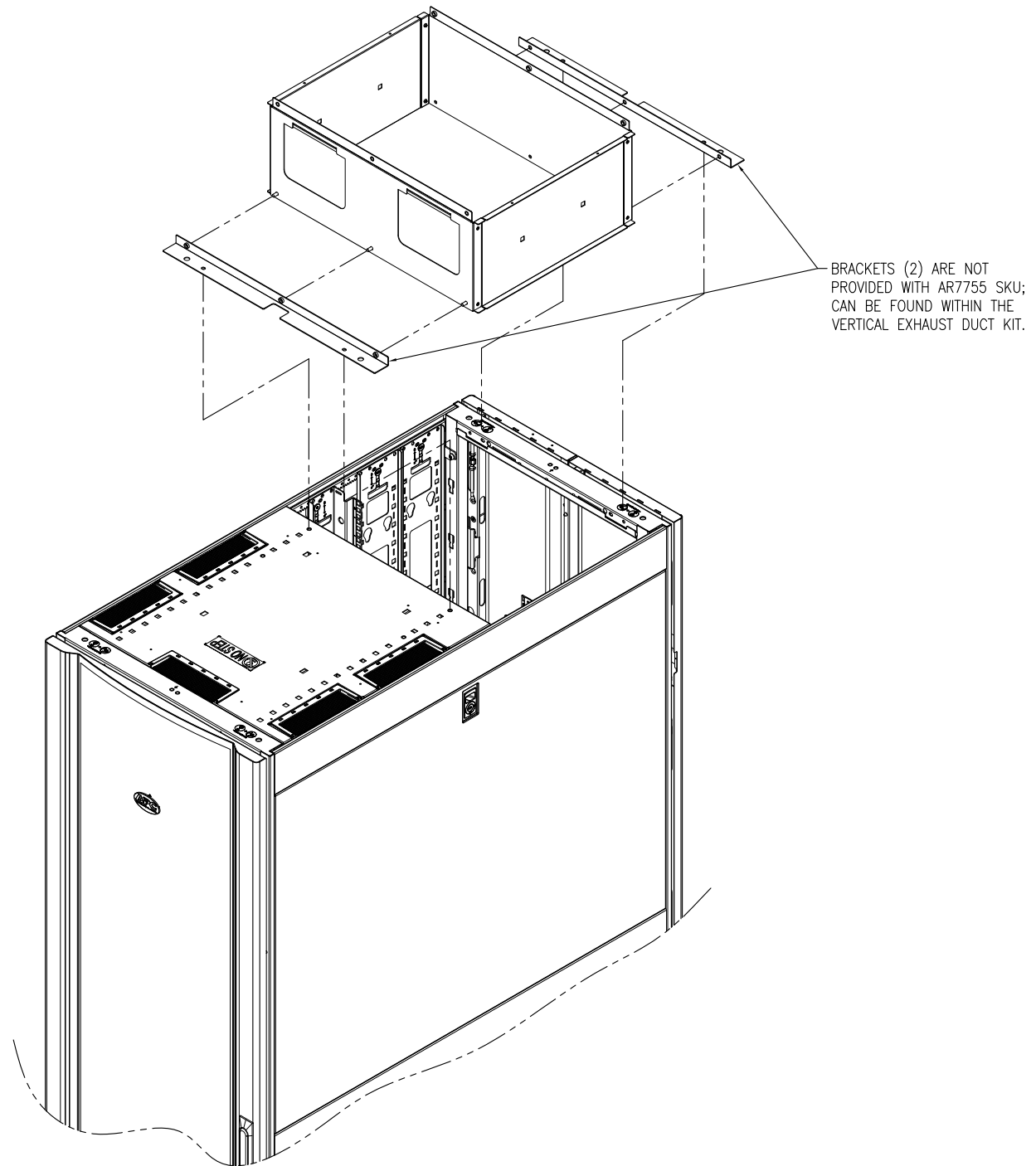
THIS DRAWING AND SPECIFICATIONS HEREIN ARE THE PROPERTY OF SCHNEIDER ELECTRIC AND SHALL NOT BE COPIED, REPRODUCED OR USED IN WHOLE OR IN PART, AS THE BASIS FOR THE MANUFACTURE OR SALE OF ITEMS WITHOUT WRITTEN PERMISSION FROM SCHNEIDER ELECTRIC. THIS DRAWING IS BASED UPON LATEST AVAILABLE INFORMATION AND IS SUBJECT TO CHANGE WITHOUT NOTICE.

Schneider
Electric

TITLE:
CABLE EXTENSION VERTICAL EXHAUST DUCT KIT
FOR 600mm WIDE SX ENCLOSURE
MECHANICAL LAYOUT

PROJECT: STD SUBMITTAL DRAWINGS SHEET 1 OF 2

DWG NO:	AR7755		REV.	0
DRAWN BY:	V BUSH	20-MAY-11	THIRD	
ENGINEER:	J KUMMER	04-AUG-11	ANGLE	
APPROVED BY:	T HORSTMANN/M LEPAUD	04-AUG-11	PROJ	



NOTES:

1. INSTALLATION SHALL COMPLY WITH ALL APPLICABLE NATIONAL, STATE AND LOCAL CODES.
2. SEE PRODUCT DOCUMENTATION FOR FURTHER INFORMATION.

THIS DRAWING AND SPECIFICATIONS HEREIN ARE THE PROPERTY OF SCHNEIDER ELECTRIC AND SHALL NOT BE COPIED, REPRODUCED OR USED IN WHOLE OR IN PART, AS THE BASIS FOR THE MANUFACTURE OR SALE OF ITEMS WITHOUT WRITTEN PERMISSION FROM SCHNEIDER ELECTRIC. THIS DRAWING IS BASED UPON LATEST AVAILABLE INFORMATION AND IS SUBJECT TO CHANGE WITHOUT NOTICE.

Schneider
Electric

TITLE:
CABLE EXTENSION VERTICAL EXHAUST DUCT KIT
FOR 600mm WIDE SX ENCLOSURE
INSTALLATION GUIDE

PROJECT: STD SUBMITTAL DRAWINGS SHEET 2 OF 2

DWG NO:	AR7755	REV.	0
DRAWN BY:	V BUSH	20-MAY-11	THIRD
ENGINEER:	J KUMMER	04-AUG-11	ANGLE
APPROVED BY:	T HORSTMANN/M LEAPARD	04-AUG-11	PROJ