

9001KS53K5R

selector switch Ø 30 - 3 position spring return -
key operated - RONIS 455

Product availability: Non-Stock - Not normally stocked in distribution facility

Price*: 138.00 USD



Main

Commercial Status	Commercialised
Range of product	Harmony 9001KS
Product or component type	Complete selector switch
Device short name	9001K
Type of operator	Spring return (to centre)
Operator profile	Key switch

Complementary

Bezel material	Chromium plated metal
Mounting diameter	1.18 in (30 mm)
Product weight	0.52 lb(US) (0.234 kg)
Shape of signaling unit head	Octagonal
Operator position information	3 positions +/- 45°
Type of keylock	Ronis
Key number	455
Key withdrawal position	Center
Contacts type and composition	Without contact block
Mechanical durability	500000 cycles
Product compatibility	9001KA1, mounting on side 1 or 2

Environment

Protective treatment	TC
Ambient air temperature for storage	-40...158 °F (-40...70 °C)
Ambient air temperature for operation	-13...158 °F (-25...70 °C)
Class of protection against electric shock	Class II conforming to IEC 61140
IP degree of protection	IP66 conforming to IEC 60529
NEMA degree of protection	NEMA 4 NEMA 3R NEMA 3 NEMA 2 NEMA 13 NEMA 12 NEMA 1
Standards	EN/IEC 60947-1 EN/IEC 60947-5-1 EN/IEC 60947-5-4 JIS C 4520 JIS C 852 UL 508 CSA C22.2 No 14
Product certifications	NEMA UL 508

Vibration resistance	7 gn (f = 2...500 Hz) conforming to IEC 60068-2-6
Shock resistance	50 gn conforming to IEC 60068-2-27

Ordering and shipping details

Category	21429 - 9001 SK,SKY
Discount Schedule	CS1
GTIN	00785901690672
Nbr. of units in pkg.	1
Product availability	Non-Stock - Not normally stocked in distribution facility
Returnability	N
Country of origin	MX

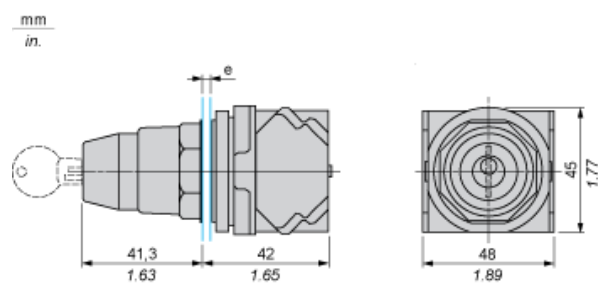
Offer Sustainability

RoHS (date code: YYWW)	Compliant - since 0921 - Schneider Electric declaration of conformity
REACH	Reference not containing SVHC above the threshold

Contractual warranty

Warranty period	18 months
-----------------	-----------

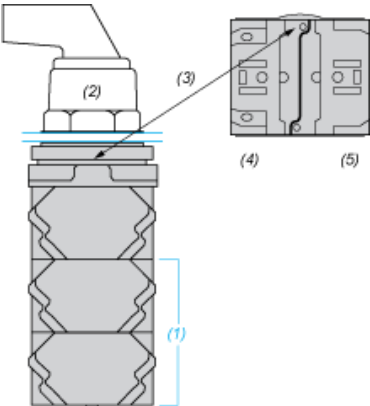
Dimensions



e panel thickness: 1 to 6 mm / 0.04 to 0.24 in.

Contact Block Mounting Position

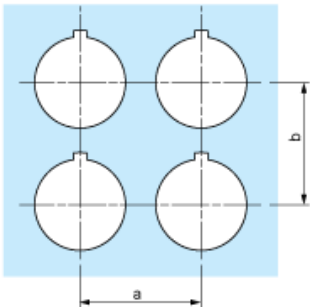
Top and Rear views



- (1) It is possible to mount up to 3 levels of contacts blocks (maximum of 6 contacts blocks)
- (2) Operator
- (3) Locating notch
- (4) Side 1
- (5) Side 2

Panel Cut-Out

Clearance



Legend plate	a min.		b min.	
	mm	in.	mm	in.
9001KN2••	57.2	2.25	44.5	1.75
9001KN3••	57.2	2.25	50.8	2.00

Individual Cut-outs Details

2 alternatives

mm
in.

