



Main

| | |
|-------------------------------|------------------------|
| Range of product | Harmony XB7 |
| Product or component type | Monolithic pilot light |
| Device short name | XB7 |
| Mounting diameter | 22 mm |
| Sale per indivisible quantity | 10 |
| Shape of signaling unit head | Round |
| Cap/Operator or lens colour | Orange |
| Light source | LED |
| Bulb base | Integral LED |
| [Us] rated supply voltage | 120 V AC, 50/60 Hz |

Complementary

| | |
|--|--|
| Height | 29 mm |
| Width | 29 mm |
| Depth | 54 mm |
| Terminals description ISO n°1 | (X1-X2)PL |
| Product weight | 0.02 kg |
| Device mounting | Fixing hole: Ø 22.5 mm (22.3 +0.4/0) conforming to EN/IEC 60947-5-1 |
| Fixing center | >= 30 x 40 mm on support panel, plastic, thickness: 2...6 mm >= 30 x 40 mm on support panel, metal, thickness: 1...6 mm |
| Fixing mode | Fixing nut beneath head recommended torque: 2.2 N.m (+/- 0.2 N.m) |
| Connections - terminals | Faston connectors(2 x 2.8 mm) conforming to EN/IEC 60947-1 Faston connectors(1 x 6.35 mm) conforming to EN/IEC 60947-1 |
| [Ui] rated insulation voltage | 250 V (degree of pollution: 3) conforming to EN/IEC 60947-1 |
| [Uimp] rated impulse withstand voltage | 6 kV conforming to EN/IEC 60947-1 |
| Signalling type | Steady |
| Supply voltage limits | 100...132 V AC |
| Current consumption | 18...21 mA |
| Service life | 70000 h at rated voltage and 25 °C |

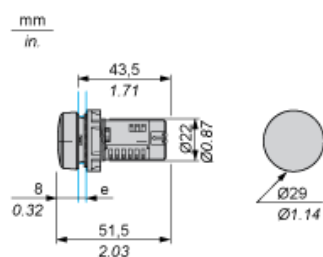
Environment

| | |
|--|---|
| Protective treatment | TH |
| Ambient air temperature for storage | -40...70 °C |
| Ambient air temperature for operation | -25...70 °C |
| Class of protection against electric shock | Class II conforming to IEC 60536 |
| IP degree of protection | IP65 (front face) conforming to IEC 60529 IP20 (rear face) conforming to IEC 60529 |
| NEMA degree of protection | NEMA 12 conforming to UL 50 E NEMA 4 conforming to UL 50 E |
| Standards | EN/IEC 60947-1 EN/IEC 60947-5-1 JIS C 4520 UL 508 CSA C22.2 No 14 |
| Vibration resistance | 5 gn (f = 2...500 Hz) conforming to IEC 60068-2-6 |

| | |
|--------------------------|---|
| Shock resistance | 50 gn (duration = 11 ms) for half sine wave acceleration conforming to IEC 60068-2-27 |
| Electromagnetic emission | Class B conforming to EN 55011 |

Pilot Light with Faston Terminal

Dimensions



e Support panel thickness: 1 to 6 mm/0.4 to 0.24 in. (metal), 2 to 6 mm/0.8 to 0.24 in. (plastic).

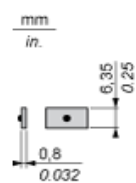
Mounting

Diameter of Finished Fixing Holes

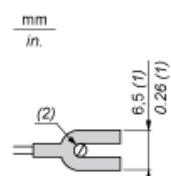


- (1) Minimum value.
- (2) 40 mm/1.58 in. for Emergency switching off pushbutton only.
- (3) Standard value: Ø 22.3 (0; + 0.4) mm/Ø 0.88 (0; + 0.02) in.

Faston Clip Connection



“U” Type Tag Connection



- (1) 6.5 mm/0.26 in. recommended, 7 mm/0.28 in. max.
- (2) M3 screw clamp terminal.

Wiring Diagram

