

PanZone® In-Ceiling Enclosures

specifications

The active in-ceiling enclosure shall allow network equipment to be conveniently located in the air handling space above a drop ceiling. The active in-ceiling enclosure shall be designed to accommodate equipment enabling a Fiber to the Zone (FTTZ) network infrastructure topology. The thermal management system within the enclosure shall support high heat load applications including PoE enabled network switches and uninterruptible power supplies. The enclosure shall include a two tiered TIA/EIA 19" mounting bracket with integrated horizontal slack manager to provide an all-in-one cable management solution for performing front accessible moves, adds, and changes. The in-ceiling enclosure shall be designed to also accommodate passive network equipment including 110 punchdown or TIA/EIA 19" patch panel solutions.



technical information

Dimensions:	PZICEAE and PZICEE: 23.50"H x 23.50"W x 13.43"D (596.9mm x 596.9mm x 341.1mm)
Weight capacity:	Door load rating is 35 lbs.
Agency ratings:	UL 2043 plenum rated and UL 1863 rated
Packaging:	PZICEE: Includes enclosure, two-tier TIA/EIA 19" mounting bracket, horizontal slack manager, four modular cable entry/exit plates, six grommets, two Tak-Ty® Hook & Loop Cable Tie, rolls and installation instructions PZICEAE: Includes all PZICEE components plus a cooling fan and air deflector

key features and benefits

Accommodates 2 RU of active equipment and up to 6 RU of patch panels (PZICEAE) or up to 8 RU of patch panels (PZICEE)	Minimizes floor space required in telecommunications room to relieve congestion
Thermal management system (PZICEAE)	Optimizes airflow for improved heat dissipation of higher heat load network equipment
Two-tier mounting bracket	Accommodates two rack spaces of active equipment up to 17.5" deep and three additional rack spaces up to 13.5" deep for improved network design flexibility
Integrated horizontal slack manager	Eliminates need for additional cable managers for greater ease of installation, improved cable routing, and ability to make front accessible moves, adds, and changes
Hinged door	Offers easy access to equipment
Configurable mounting plate	Accommodates 110 punchdown blocks or 19" standard patch panels for increased design flexibility
Grounding and bonding kit (see pg. 2)	Meets TIA/EIA specifications to minimize risk of electrical shock

applications

The PanZone® In-Ceiling Enclosures are used as mini-telecommunication rooms to mount network equipment in the air handling space above a drop ceiling. The PanZone® Active In-Ceiling Enclosure, PZICEAE is designed to accommodate active equipment enabling a Fiber to the Zone (FTTZ) network infrastructure topology. The thermal management design within the enclosure delivers greater heat dissipation to support high heat load applications including PoE enabled network switches and uninterrupted power supplies.

In addition, the enclosure has a verified working load rating of 35 pounds to support network equipment and cable entry/exit points for a greater number of cables. The PanZone® Active In-Ceiling Enclosure is a key component of the Panduit connected buildings solution that enables information technology and building systems to converge for improved security, productivity, and cost-effectiveness. The PanZone® In-Ceiling Enclosure, PZICEE is designed to accommodate passive network equipment including high-density applications.

www.panduit.com

PanZone® In-Ceiling Enclosure

Active enclosure: PZICEAE

Passive enclosure: PZICEE^

PanZone® In-Ceiling Enclosure Fan Conversion Kit

220 VAC/50 Hz fan with Shuko plug – includes: PZICFK-E

PanZone® In-Ceiling Enclosure Accessories

Grounding and bonding kit: PZICGK

PanZone® Solid UTP Patch Cords**

Cat 6A SD, plenum, plug-plug, blue: UXPPBU*

Cat 6, plenum, plug-plug, blue: UPPBU*

PanZone® Solid STP Patch Cords**

Cat 6A, plenum, plug-plug, blue: SAPPBU*

QuickNet™ Patch Panels

24-port: QPP24BL

48-port: QPP48BL

MiniCom® Modular Patch Panels

24-port, 1 RU: CPPL24WBLY

48-port, 2 RU: CPPL48WBLY

48-port, 1 RU: CPP48HDWBLY

72-port, 2 RU: CPP72FMWBLY

Strain Relief Bars

Extended strain relief bar: SRB19BLY

Straight strain relief bar (10 pack): SRBS19BL-XY


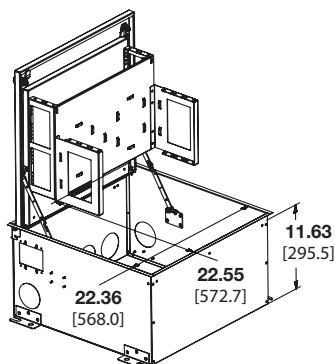
^The Passive Enclosure, PZICEE, can be converted to a 220V active enclosure with a Shuko style plug for use in Europe with the installation of optional fan kit, PZICFK-E

* Zone cords are available in 10 to 100 ft lengths in 5 ft increments. And 100 to 150 ft lengths in 10 ft increments.

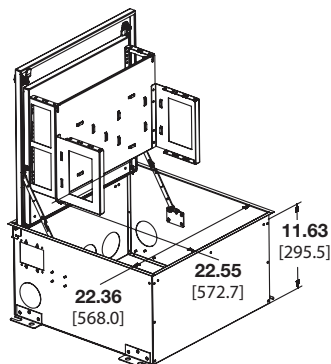
** Plug to Plug versions are listed. Jack to Plug and Jack to Jack options are also available.

PanZone® In-Ceiling Enclosures

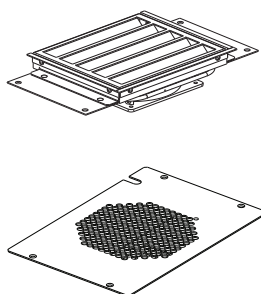
PanZone® Active In-Ceiling Enclosure – PZICEAE



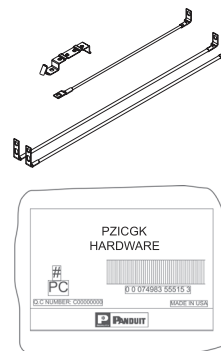
PanZone® Passive In-Ceiling Enclosure – PZICEE



PanZone® In-Ceiling Enclosure Accessories



220 VAC/50Hz Fan
with Shuko Plug
PZICFK-E



Bonding and Grounding Kit
PZICGK

WORLDWIDE SUBSIDIARIES AND SALES OFFICES

PANDUIT CANADA
Markham, Ontario
cs-cdn@panduit.com
Phone: 800.777.3300

PANDUIT EUROPE LTD.
London, UK
cs-emea@panduit.com
Phone: 44.20.8601.7200

PANDUIT SINGAPORE PTE. LTD.
Republic of Singapore
cs-ap@panduit.com
Phone: 65.6305.7575

PANDUIT JAPAN
Tokyo, Japan
cs-japan@panduit.com
Phone: 81.3.6863.6000

PANDUIT LATIN AMERICA
Guadalajara, Mexico
cs-la@panduit.com
Phone: 52.33.3777.6000

PANDUIT AUSTRALIA PTY. LTD.
Victoria, Australia
cs-aus@panduit.com
Phone: 61.3.9794.9020

For a copy of Panduit product warranties, log on to www.panduit.com/warranty

For more information

Visit us at www.panduit.com

Contact Customer Service by email: cs@panduit.com
or by phone: 800.777.3300

PANDUIT®

© 2016 Panduit Corp.
ALL RIGHTS RESERVED.
ZCSP17--WW-ENG
3/6/2017