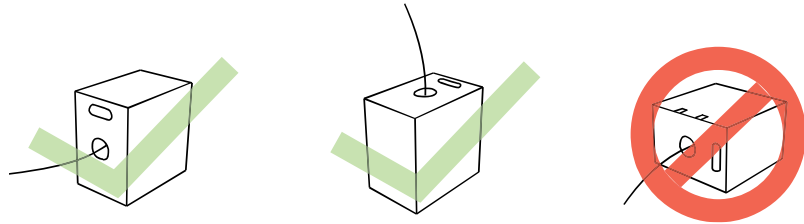


Handling, Payout and Use

Orientation

Packages should be orientated so that the payout hole faces the direction the product is being pulled from.

DO NOT dispense the product with the coil in the horizontal position as this may cause tangling. Make sure the coil is always upright.



Losing the End

If the product falls back into the hole, the installer should access the inside diameter of the coil through the access panel, or by opening the package and thread the inside end back through the payout tube.

Resolving Tangles

If a tangle or snag does occur, often it is caused by improper box size or operator error when packaging.

Most tangles can be resolved by accessing the inside of the coil through the access panel or by opening the package. Make sure the inside layers of the coil are not getting in the way of the product paying out. If a knot does occur, either resolve it inside the package, or try to pull it through (only on *REELEX® II*).

Handling, Palletizing and Shipping

Orientation

Packages should be placed on a pallet with the coils **upright**. If the packages are placed horizontally, the product inside can come out of place and cause knots or tangling.


When stacking packages on the pallet, take a look at which direction the flutes (or grooves) in the cardboard go. To prevent crushing, these **flutes must be vertical** to provide support for the next layer.

D-2000 boxes are slightly different in design compared to standard *REELEX® II* boxes. Boxes designed for the D-2000 have exposed flaps where the panels are glued together. When stacking these boxes on a pallet, stack each layer 180-degrees from the layer below so that the glue flaps interlock (bottom left). This method adds stability when shipping.

Overhang

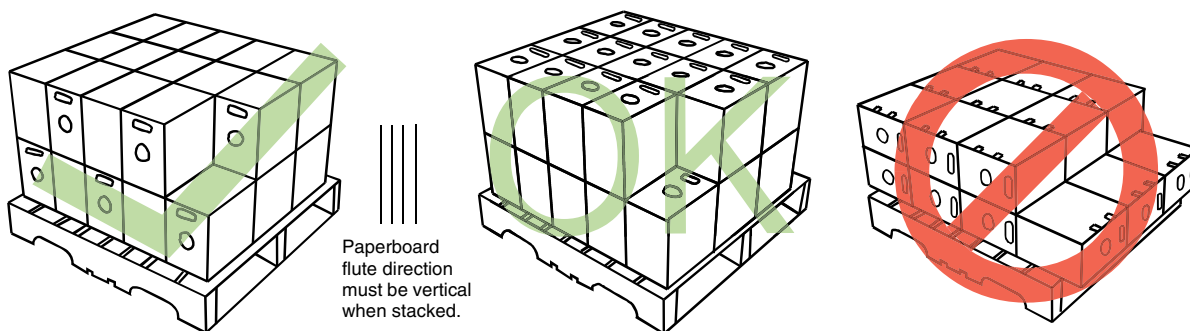
Do not allow the packages to overhang the pallet as the product could become damaged.

Standard REELEX® (Small Payout Tube) Palletizing

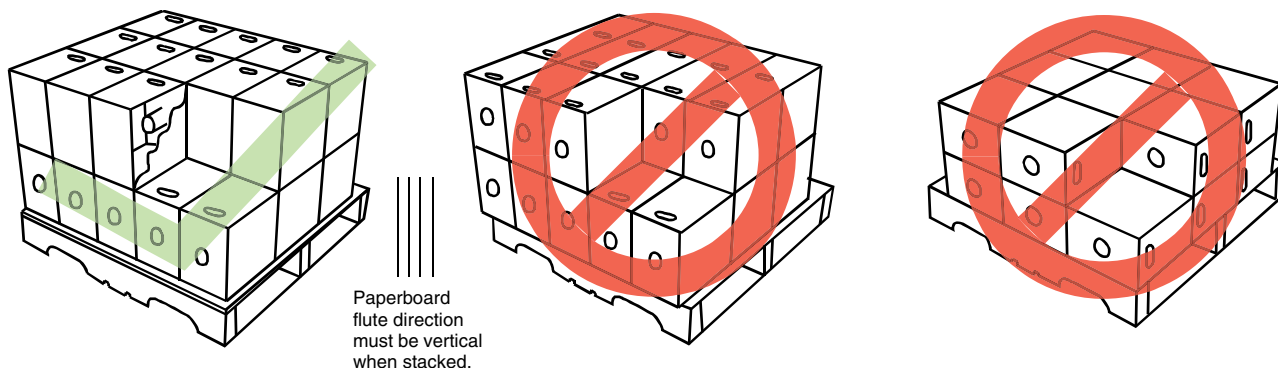


REELEX® II (Large Payout Tube) Palletizing

Fold-Tab Boxes (Hand-Packed)



Glued Boxes (Assembled on D-2000)



REELEX® is a registered trademark of REELEX® Packaging Solutions, Inc. in the United States and/or other countries.

<p>For Instructions in Local Languages and Technical Support: www.panduit.com/resources/install_maintain.asp</p>	<p>PANDUIT www.panduit.com</p>	<p>E-mail: techsupport@panduit.com Phone: 866-405-6654</p>
--	--	---