

HDBaseT Extenders and HDMI Patch Cords

PANDUIT®

SPECIFICATION SHEET

specifications

The HDBaseT extenders shall extend an HDMI, RS232 signal, and power over 70m/230ft of Category 6 or 6A cable. A two-gang wall plate transmitter and a slim-line box transmitter shall be available and compatible with both a standard receiver and a receiver with audio extraction (audio de embedding). HDMI patch cords meet the 2.0 specification and are recommended for use in the HDBaseT channel in conjunction with Panduit copper cable and connectivity.



technical information

Mounting:	Mounting brackets and screws included with box units
Power:	24V1A DC Power Supply Included with all Receivers and Slim Line Box transmitter
IR Emitter:	Included with all Receivers and Slim Line Box transmitter
Video Bandwidth:	297MHz (10.2Gbps)
Color Space:	RGB, YCbCr 4:4:4, YCbCr 4:2:2
Transmission Distance over Cat 6 or Cat 6A Cable:	40 Meters: 1080P @60Hz@48bit 1080P @120Hz@24bit 3D1080P @ 60Hz@36bit 4K x 2K @30Hz@24bi 70 meters: 1080P@60Hz 36bit 3D1080P@30Hz 36bit
Housing:	Metal Enclosure
Color:	Black (boxes) White (wall plate)
Box Dimensions:	65mm x 115mm x 17mm (boxes)
Wall plate dimensions:	116mm x 114mm x 39mm (wallplate)
Weight:	200g (boxes), 220 g (wall plate)
Power Supply:	Input: AC100- 240V 50/60Hz Output: DC 24V/1A (US/EDU standards, CE/FCC/UL certified)
Power Consumption:	6W
Operating Temperature:	32-104 F, 0-40C
Storage Temperature:	-4 -140F/ -20-60 C
Relative Humidity:	20-90% RHPackage tested to ISTA Procedure 1A

key features and benefits

Video Specifications	HDMI 1.4b, HDCP 2.2 and 1.4, EDID 1.4
Video Resolutions	Up to 4K2K@30Hz
Audio	Up to 7.1 channels of High Definition audio pass through (LPCM, Dolby TrueHD, and DTS-HD Master Audio)
HDR	10bits High Dynamic Range pass through
HDMI HBR	Supports HDMI High Bit Rate audio pass through
Power	Power over cable is supported (either Tx or Rx is powered by 24V@1A power supply)
Autoswitching	Wall plate transmitter supports auto-switching between sources, comes pre-programmed
HDMI Certification	HDMI patch cords are certified HDMI 2.0 compliant

applications

HDBaseT extenders can be used with a copper channel where HDMI signal extension is required. HDBaseT extenders are compatible with all RJ45 plugs and HDMI certified cables. HDBaseT extenders may be used with Category 6 or 6A cabling. HDBaseT extenders are commonly deployed in classrooms, conference rooms and digital signage applications. Both the wallplate and box transmitters are compatible with the receivers with and without audio de-embedding. Audio de-embedding is commonly used in applications with speaker systems external to the monitor or projector. HDBaseT transmitters are compatible with HDBaseT projectors with the same specifications listed above.

www.panduit.com

HDBaseT Extenders

Slim Line Box Transmitter:	CMHDBTBTX
Wall Plate Transmitter:	CMHDBTWPTX
Slim Line Box Receiver:	CMHDBTBRX
Slim Line Box Receiver with Audio De-embedding:	CMHDBTWRX

HDMI Patch Cords

1 Meter HDMI Patch Cord:	HDMI1MBL^
2 Meter HDMI Patch Cord:	HDMI2MBL^
4 Meter HDMI Patch Cord:	HDMI4MBL^

AV In-Wall Boxes

A/V In-Wall Box, Small:	CMBBSWH
A/V In-Wall Box, Large:	CMBBLWH
A/V In-Wall Box, Cable Ring:	CMBBCMR
A/V In-Wall Box, Equipment Bracket:	CMBBRKT

Mini-Com® UTP Jack Modules

Category 6 Category 6 UTP Jack Module:	CJ688TGBU
Category 6A Category 6A UTP Jack Module:	CJ6X88TGBU
48-port, 2 RU:	DP48688TGY

TX6A™ Category 6A UTP Field Term RJ45 Plug

Category 6/6A UTP Field Term Plug:	FP6X88MTG
---	-----------

TX6™ PLUS UTP Patch Cords

Category 6 UTP:	UTPSP3Y*
------------------------	----------

TX6A-28™ Category 6A 28 AWG UTP Patch Cords

Category 6A 28 AWG:	UTP28X3*
----------------------------	----------

TX6A™ 10Gig™ UTP Copper Cable with Advanced MaTriX Technology

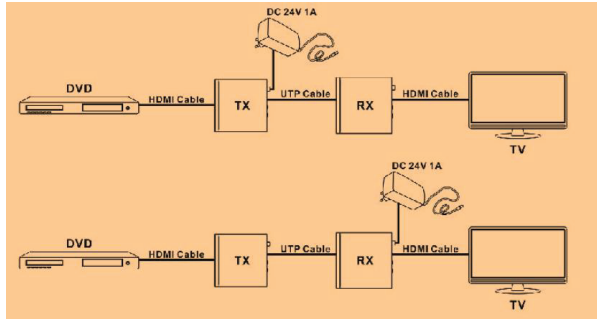
Category 6A (riser):	PUR6AM04BU-CG
-----------------------------	---------------

^Part numbers listed in BL (Black). For part numbers in White, replace "BL" with "WH".

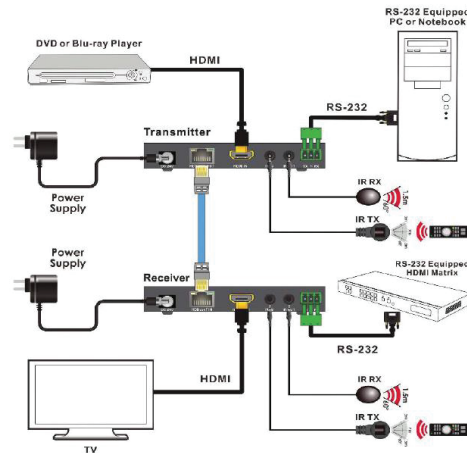
*Add length and color as suffix to part number.

HDBaseT Slim-Line Extenders and HDMI Patch Cords

Channel Drawing

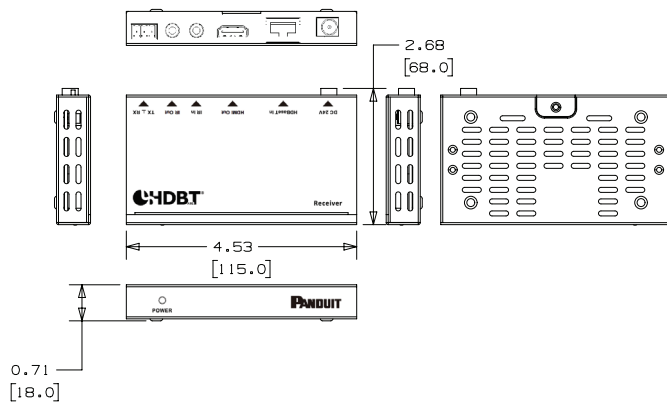


IR Channel Drawing

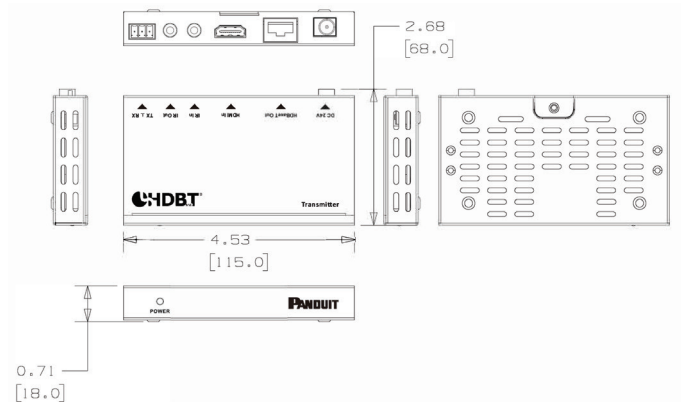


dimensions

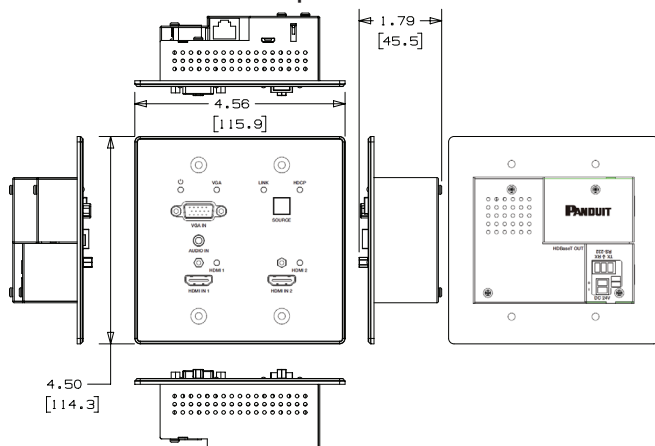
CMHDBTBRX- HDBaseT Receiver Box



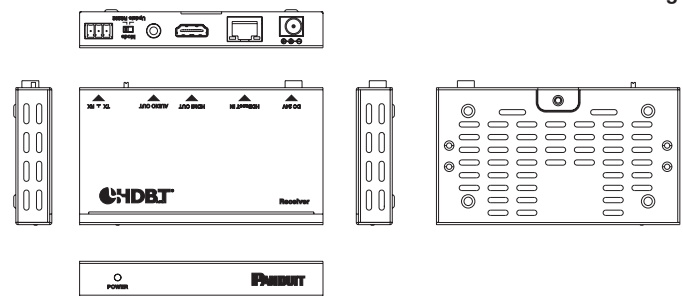
CMHDBTBTX- HDBaseT Transmitter Box



CMHDBTWPTX- HDBaseT Wallplate Transmitter



CMHDBTWRX- HDBaseT Receiver Box with Audio De embedding



WORLDWIDE SUBSIDIARIES AND SALES OFFICES

PANDUIT US/CANADA
Phone: 800.777.3300

PANDUIT EUROPE LTD.
London, UK
cs-emea@panduit.com
Phone: 44.20.8601.7200

PANDUIT SINGAPORE PTE. LTD.
Republic of Singapore
cs-ap@panduit.com
Phone: 65.6305.7575

PANDUIT JAPAN
Tokyo, Japan
cs-japan@panduit.com
Phone: 81.3.6863.6000

PANDUIT LATIN AMERICA
Guadalajara, Mexico
cs-la@panduit.com
Phone: 52.33.3777.6000

PANDUIT AUSTRALIA PTY. LTD.
Victoria, Australia
cs-aus@panduit.com
Phone: 61.3.9794.9020

For a copy of Panduit product warranties, log on to www.panduit.com/warranty

For more information

Visit us at www.panduit.com

Contact Customer Service by email: cs@panduit.com
or by phone: 800.777.3300

PANDUIT®

© 2018 Panduit Corp.
ALL RIGHTS RESERVED.
OTSP55--SA-ENG
2/2018