


PANDUIT

SC Adapter Blockout Device

Blocks access to most SC adapters



Red



PSL-SCBD*

Blockouts-10, Tools-1

Aqua



PSL-SCBD-AQ*

Blockouts-10, Tools-1

Black



PSL-SCBD-BL*

Blockouts-10, Tools-1

Blue



PSL-SCBD-BU*

Blockouts-10, Tools-1

Electric
Ivory



PSL-SCBD-EI*

Blockouts-10, Tools-1


Green



PSL-SCBD-AG*


Blockouts-10, Tools-1

*Available in bulk packages of 100 blockouts and five tools. To order bulk package add -C to the end of the part number



To install: snap the blockout device into the SC Adapter

To release: insert the removal tool, which attaches to the blockout device



To remove: retract the device

Notes:

- In high-density applications, the removal tool can also be used to install a device: put the blockout device on the tool so that the tool and the device are not attached.
- If available, the Opticom High-Density Connector and patch cord removal tool (part number: HDCRT) can also be used to install blockout devices in high-density applications.



Visit us at www.panduit.com