

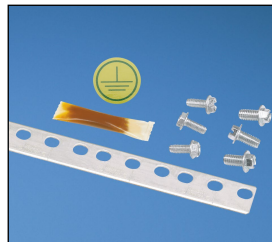
# StructuredGround™ Grounding Strips



SPECIFICATION SHEET

## specifications

UL Listed grounding strips shall be installed on a back equipment mounting rail of each rack and cabinet. The strip shall be sized to ensure that each Rack Unit (RU) has a bonding location. Grounding strips shall be bonded to the rail with paint piercing hardware. Antioxidant shall be applied to the bonding hardware before installation. The bonding strip shall be labeled as a grounding location. The Unit Bonding Conductors (UBC) for each piece of equipment (ITE) shall be bonded directly to the grounding strip.



## technical information

<b>Performance level:</b>	UL Listed, CSA Certified, RoHS Compliant
<b>Dimensions:</b>	Width = .67" (17mm); Thickness = .05" (1.27mm) for threaded rail fasteners, .03" (.76mm) for cage nut rail fasteners; Lengths available to accommodate 42-52 RU ;EIA universal mounting hole pattern
<b>Kit contents:</b>	Grounding strip, antioxidant*, grounding sticker and all appropriate installation hardware

Part Number		Grounding Strip Length
Individually Packaged Units	Carton of Ten Units	

**Grounding Strip Kits for Threaded Rail Fasteners – include three each #12-24 x 1/2" and M6 x 12mm thread-forming screws.**

RGS13442-1	RGS13442-10-1	42 RU, 73.40" (1.9m)
RGS134-1Y	RGS134-10-1Y	45 RU, 78.65" (2.0m)
RGS13448-1	RGS13448-10-1	48 RU, 83.90" (2.1m)
RGS13451-1	RGS13451-10-1	51 RU, 89.15" (2.3m)
RGS13452-1	RGS13452-10-1	52 RU, 90.90" (2.3m)

**Grounding Strip Kits for Cage Nut Rail Fasteners – include three cage nut bonding studs, eight bonding nuts and three strip clips.**

RGS134B42-1	RGS134B42-10-1	42 RU, 73.40" (1.9m)
RGS134B-1	RGS134B-10-1	45 RU, 78.70" (2m)
RGS134B48-1	RGS134B48-10-1	48 RU, 83.90" (2.1m)
RGS134B51-1	RGS134B51-10-1	51 RU, 89.15" (2.3m)
RGS134B52-1	RGS134B52-10-1	52 RU, 90.90" (2.3m)

\*Cartons of ten units are provided with one package of antioxidant.

## key features and benefits

<b>Patented paint-piercing components</b>	Automatically create the necessary bonds when installed, saving installation time and costs while preventing errors
<b>Bonds directly to the equipment mounting rail</b>	Providing a convenient bonding location for ITE which improves grounding cable management

## applications

StructuredGround™ Grounding Strips provide an electrically continuous grounding location for jumpers. They facilitate easy moves, adds, and changes, ensuring that UBCs are bonded without the need for paint scraping or additional paint piercing hardware. Grounding strips are part of the complete, modular

StructuredGround™ Grounding Solution for all telecommunications bonding needs, from access floors to pathways and ITE, which protects ITE and personnel and facilitates data communications throughout your facility.

[www.panduit.com](http://www.panduit.com)

### Electrostatic Discharge (ESD) Protection

**Port kit with #12-24 and M6 thread-forming screws:** RGESD2-1

**Port kit for cage nut mounting rails:** RGESD2B-1

**ESD protection wrist strap:** RGESDWS

### Grounding Busbars

**Busbar with #12-24 and M6 thread-forming screws:** RBRB19Y

**Busbar for cage nut mounting rails:** RGRB19CN

### Bonding Conductors

**Rack bonding conductor (CBN jumper):** RGCBNJ660P22

**Unit bonding conductor (equipment jumper):** RGEJ657PFY

### Access Floor Grounding Clamps

**3/4"-7/8" Round:** GPQC07-1/0

**1 – 1 1/8" Round, 7/8" Square:** GPQC10-1/0

**1 1/4" Round:** GPQC12-1/0

**1 1/2" Round:** GPQC15-1/0

**1 3/4" Round:** GPQC17-1/0


**2" Round:** GPQC20-1/0

# StructuredGround™ Grounding Strips

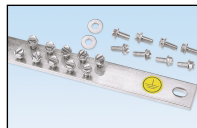
## Cabinet bonding in the data center (back of cabinets shown)




**1** Grounding Strip: RGS



**4** Grounding Busbar: RGRB



**6** Unit Bonding Conductor: RGEJ




**2** ESD Port Kit: RGESD



**5** Rack Bonding Conductor: RGCBNJ



**7** Access Floor Grounding Clamps: GPQC



**3** ESD Protection Wrist Strap: RGESDWS



### WORLDWIDE SUBSIDIARIES AND SALES OFFICES

PANDUIT CANADA  
Markham, Ontario  
cs-cdn@panduit.com  
Phone: 800.777.3300

PANDUIT EUROPE LTD.  
London, UK  
cs-emea@panduit.com  
Phone: 44.20.8601.7200

PANDUIT SINGAPORE PTE. LTD.  
Republic of Singapore  
cs-ap@panduit.com  
Phone: 65.6305.7575

PANDUIT JAPAN  
Tokyo, Japan  
cs-japan@panduit.com  
Phone: 81.3.6863.6000

PANDUIT LATIN AMERICA  
Guadalajara, Mexico  
cs-la@panduit.com  
Phone: 52.33.3777.6000

PANDUIT AUSTRALIA PTY. LTD.  
Victoria, Australia  
cs-aus@panduit.com  
Phone: 61.3.9794.9020

For a copy of Panduit product warranties, log on to [www.panduit.com/warranty](http://www.panduit.com/warranty)

For more information

Visit us at [www.panduit.com](http://www.panduit.com)

Contact Customer Service by email: [cs@panduit.com](mailto:cs@panduit.com)  
or by phone: 800.777.3300

©2016 Panduit Corp.  
ALL RIGHTS RESERVED.  
Printed in the U.S.A.

GRSP02-SA-ENG  
5/2016

# PANDUIT®