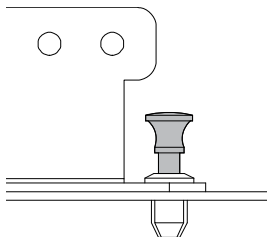
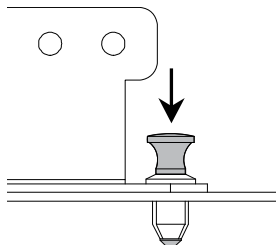


## 1. Installation

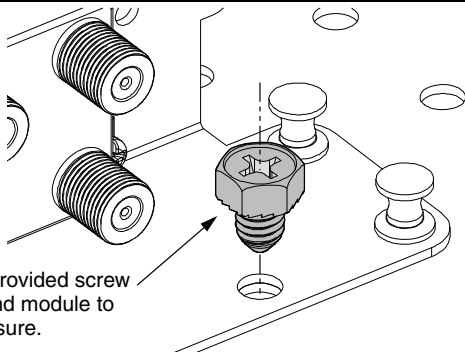


Install with plungers pulled up.



Push plungers down to lock in place.

## 2. Grounding



\* Denotes frequency.

**For Technical Support:** [www.panduit.com/resources/install\\_maintain.asp](http://www.panduit.com/resources/install_maintain.asp)

**E-mail:** [techsupport@panduit.com](mailto:techsupport@panduit.com)

**Phone:** (708) 444-6993