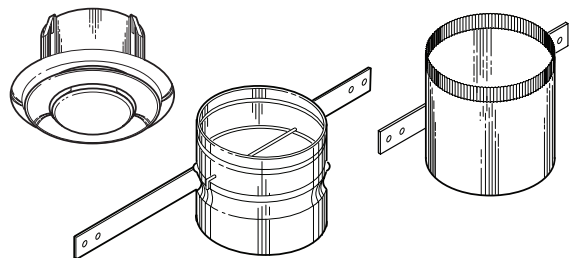
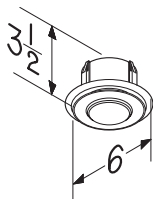


**INLET GRILLES & MOUNTING SLEEVES**



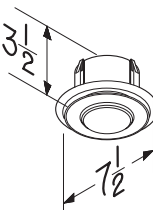
**CVG4**

- Inlet Grille for In-Line Ventilators
- Adjustable air flow
- Fits 4" diameter rigid metal duct



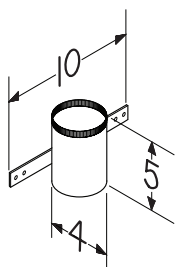
**CVG6**

- Inlet Grille for In-Line Ventilators
- Adjustable air flow
- Fits 6" diameter rigid metal duct



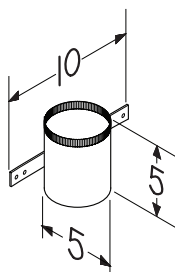
**CVL4**

- Mounting Sleeve
- Use with CVG4 and 4" diameter rigid metal duct



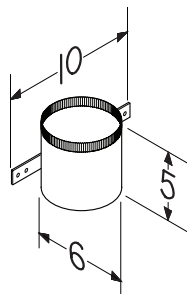
**CVL5**

- Mounting Sleeve
- Use with CVG4 and 5" diameter rigid metal duct



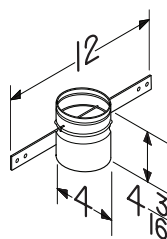
**CVL6**

- Mounting Sleeve for Inlet Grille
- Use with CVG6 and 6" diameter rigid metal duct



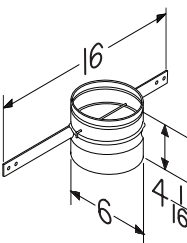
**CVLD4**

- Mounting Sleeve with Damper
- Use with CVG4 and 4" diameter rigid metal duct



**CVLD6**

- Mounting Sleeve with Damper
- Use with CVG6 and 6" diameter rigid metal duct



Broan-NuTone LLC   Hartford, Wisconsin   [www.broan.com](http://www.broan.com)   800-558-1711

REFERENCE	QTY.	REMARKS	Project
			Location
			Architect
			Engineer
			Contractor
			Submitted by                      Date