


---

 TECHNICAL DATA SHEET

# Steel boxes - 4" Square Boxes

## Conduit Knockouts

### Steel City®




---

**Material:**

- Pre-galvanized steel 0.0625" min. thickness
- Steel zinc plated screws

---

**Conforms to:**

- UL514A
  - UL File E2969
- ANSI/NEMA OS-1

---

**Applications:**

- Installation of electrical devices
- May be used in 2 hr fire rated walls and ceilings
- Flush or surface mount
- Fire alarm (Red painted only)

---

**Grounding:**

- Available with grounding pigtail of solid No. 12 AWG copper conductor, green color, minimum 10½ in. long. Secured by No. 10 32, green-colored hexagonal screw (suffix 'P')

Junction boxes for installation in walls or ceilings. Allows installation of electrical devices. Provided with knockouts for usage with electrical conduits.

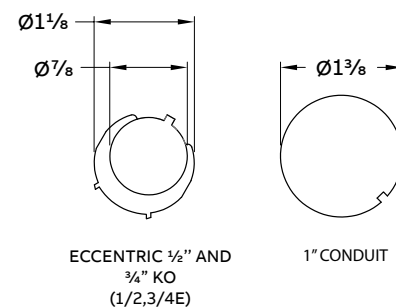
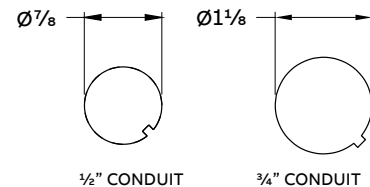
**Certifications / Standards:**



---

**Construction:**

- Minimum of five (5) mounting holes 0.250 in. diameter on bottom
- One (1) 10-32 threaded hole on bottom
- One (1) ground bump with 10-32UNC threaded hole on bottom (when specified)
- Two (2) mounting holes 0.171 in. diameter each side
- Two (2) pre-installed 8-32 screws
  - Installed in raised position
  - Combination slotted/Phillips head
- Fire alarm version is red powder coat painted
- Knockouts construction as follow:



**Product selection - inches**

PART NO.	TYPE	DEPTH (inside) (in)	VOLUME (cu.in)	KNOCKOUTS EACH SIDE (2X)	KNOCKOUTS EACH END (2X)	KNOCKOUTS BOTTOM	GROUND BUMP	PIGTAIL	FINISH
52141 1/2	1	1 1/4	18.0	2 - 1/2	3 - 1/2	5 - 1/2	No	No	Galvanized
52151 1/2	1	1 1/2	21.0	3 - 1/2	3 - 1/2	4 - 1/2	Yes	No	Galvanized
52151 3/4	1	1 1/2	21.0	2 - 3/4	2 - 3/4	2 - 1/2 + 2 - 3/4	Yes	No	Galvanized
52151 1/2 3/4	1	1 1/2	21.0	2 - 1/2 + 1 - 3/4	2 - 1/2 + 1 - 3/4	2 - 1/2 + 2 - 3/4	Yes	No	Galvanized
52151-1234RD	1	1 1/2	21.0	2 - 1/2 + 1 - 3/4	2 - 1/2 + 1 - 3/4	2 - 1/2 + 2 - 3/4	Yes	No	Red painted
521511234P	2	1 1/2	21.0	2 - 1/2 + 1 - 3/4	2 - 1/2 + 1 - 3/4	2 - 1/2 + 2 - 3/4	Yes	Yes	Galvanized
52151 3/4 W	3	1 1/2	21.0	2 - 3/4	2 - 3/4	3 - 1/2 + 2 - 3/4	No	No	Galvanized
521511234EW	3	1 1/2	21.0	2 - 1/2 + 1 - 1/2, 3/4E	2 - 1/2 + 1 - 1/2, 3/4E	3 - 1/2 + 2 - 1/2, 3/4E	No	No	Galvanized
521511234EWGB	3	1 1/2	21.0	2 - 1/2 + 1 - 1/2, 3/4E	2 - 1/2 + 1 - 1/2, 3/4E	2 - 1/2 + 2 - 1/2, 3/4E	Yes	No	Galvanized
521511234EWGBP	4	1 1/2	21.0	2 - 1/2 + 1 - 1/2, 3/4E	2 - 1/2 + 1 - 1/2, 3/4E	2 - 1/2 + 2 - 1/2, 3/4E	Yes	Yes	Galvanized
52171 3/4	3	2 1/8	30.3	2 - 3/4	2 - 3/4	2 - 1/2 + 2 - 3/4	Yes	No	Galvanized
521711234E	3	2 1/8	30.3	2 - 1/2 + 1 - 1/2, 3/4E	2 - 1/2 + 1 - 1/2, 3/4E	2 - 1/2 + 2 - 1/2, 3/4E	Yes	No	Galvanized
52171-1234RD	3	2 1/8	30.3	2 - 1/2 + 1 - 1/2, 3/4E	2 - 1/2 + 1 - 1/2, 3/4E	2 - 1/2 + 2 - 1/2, 3/4E	Yes	No	Red painted
521711234EP	4	2 1/8	30.3	2 - 1/2 + 1 - 1/2, 3/4E	2 - 1/2 + 1 - 1/2, 3/4E	2 - 1/2 + 2 - 1/2, 3/4E	Yes	Yes	Galvanized
52171 1	3	2 1/8	30.3	2-1	2-1	2 - 1/2 + 2 - 3/4	Yes	No	Galvanized

Note: Product must be installed in accordance with applicable national and local electrical codes.

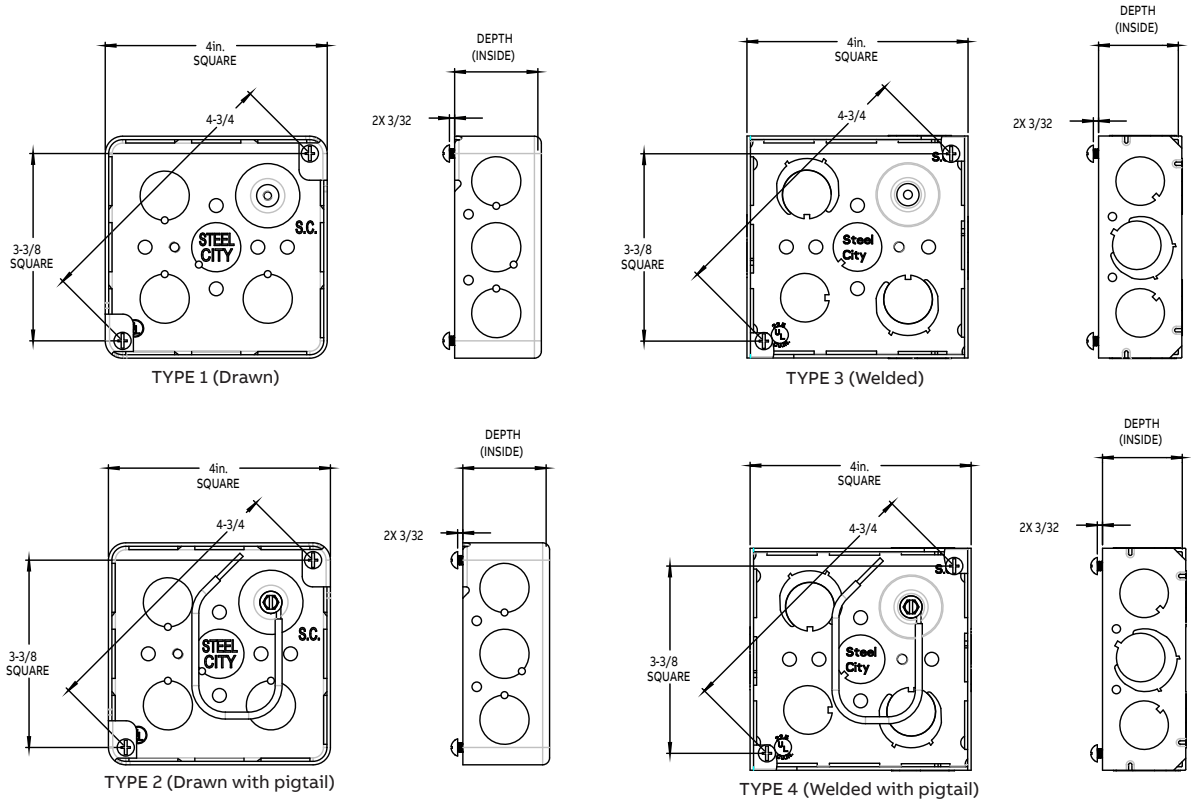


ABB Installation Products Inc.  
 Memphis, Tennessee  
 tnb.abb.com  
 USA

We reserve the right to make technical changes or modify the contents of this document without prior notice. With regard to purchase orders, the agreed particulars shall prevail. ABB Installation Products Inc. (Formerly Thomas & Betts Corp.) does not accept any responsibility whatsoever for potential errors or possible lack of information in this document.

We reserve all rights in this document and in the subject matter and illustrations contained therein. Any reproduction – in whole or in part – is forbidden without prior written consent of ABB Installation Products Inc. Copyright© 2019 ABB Installation Products Inc. All rights reserved.

abb.com