



MUSTEE
Preferred by the "Pros"

572T VARISTONE™ Fiberglass Tall Shower Walls for Square and Rectangular Showers

SEE PAGES 2-4 FOR A LIST OF ACCESSORIES! ►



Design features:

- Produced from high-grade, reinforced, molded fiberglass for optimum strength and impact resistance using matched metal molds under heat and pressure.
- Ideal for new or remodel projects...fits DURABASE® Shower Floors (see Accessories section) as well as bases from other manufacturers.
- Fits alcoves up to 60" wide by 34" deep or up to 39" wide by 42" deep
- Tall wall – 72" high
- Embossed large tile pattern on panels
- Five panel system with seamless corner panels and overlapping edges, create a watertight wall surround.
- Adhesive mounts to drywall or like surfaces
- Available in white, bone or biscuit
- Smooth, colorfast semi-gloss finish, resists scuffs.
- Mold and mildew-resistant...easy to clean
- Available STYLEMATE® shower enclosures feature tempered safety glass and a range of finishes (see Accessories section).

Code Accepted

- American Society of Testing and Materials (ASTM) – D.635, E-84 and E-162
- American National Standards Institute (ANSI) - Specification ANSI Z 124-2011



Specifications

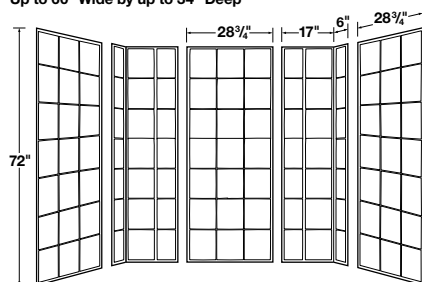
Model	Color	Fits Alcove	UPC
VARISTONE™ Shower Wall			
572TWHT	White	(see line drawings below)	6 71031 00420 8
572TBN	Bone	(see line drawings below)	6 71031 00421 5

Specifications

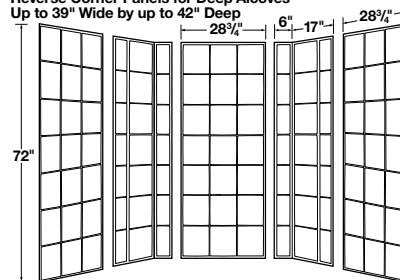
Model	Color	Fits Alcove	UPC
VARISTONE® Shelf			
572.300	White	—	6 71031 00385 0
572.300BN	Bone	—	6 71031 00386 7
572.300BT	Biscuit	—	6 71031 00387 4

Installation Options:

Up to 60" Wide by up to 34" Deep



Reverse Corner Panels for Deep Alcoves



General: Furnish and install as shown on plans, fiberglass VARISTONE™ Shower/Bathtub Walls Model 572T as manufactured by E.L. Mustee & Sons, inc. Shall be semi-gloss, 5-piece wall system. Panels are molded using matched metal molds under extreme heat and pressure with a minimum thickness of 125 mils. Shall meet ANSI Specification Z 124-2011 Colors: _____ (White, Bone, Biscuit)

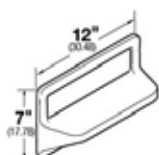
Requires five or more 11 oz. cartridges of panel adhesive labeled for bonding to Bathtub or Shower walls.

Don't use adhesive containing tar, asphalt, lacquer thinner or toluene.

General: Furnish and install as shown on plans, VARISTONE Shower/Bathtub shelf Model 572.300 as manufactured by E.L. Mustee & Sons, Inc. Shall be semi-gloss, 1-piece molded shelf using matched metal molds under extreme heat and pressure. Shall meet ANSI Z 124-2011.2. Color: _____ (White, Bone, Biscuit)

Requires a small amount of panel adhesive labeled for bonding to Bathtub or Shower walls. Apply the adhesive with either a 1/8" or 1/4" diameter bead.

Don't use adhesive containing tar, asphalt, lacquer thinner or toluene.



MUSTEE

E.L. Mustee & Sons, Inc. • 5431 West 164th Street • Brook Park, OH 44142 • Phone: 216.267.3100 • Fax: 216.267.9997
E-mail: info@mustee.com • Web: www.mustee.com • Proudly made in the USA

Notice: Our continuous commitment to product improvement may result in changes to product specifications without notice.
Patents pending. Made and Printed in U.S.A.




► **572.300 VARISTONE® Shelves**

Expressly produced to color match the finishes available for Mustee's Model 572T shower walls, VARISTONE® shelves adhesive mount to the walls in any desired position or arrangement to best meet your needs.



Model No.	Color	UPC
572.300	White	6 71031 00385 0
572.300BN	Bone	6 71031 00386 7
572.300BT	Biscuit	6 71031 00387 4

► **DURABASE® Fiberglass Shower Floors**

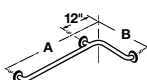


Mustee offers numerous DURABASE® square and rectangular shower floors in white, bone and biscuit for the 572T Shower wall, which can fit alcoves up to 60" wide x 34" deep, or deep alcoves up to 39" wide x 42" deep.

► **CareGiver® Grab Bars**

Straight 304 stainless steel grab bars provide in-shower support and stability.

1½" DIA. INSIDE CORNER STYLES



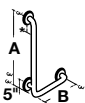
Model	A	— Size —	B	C	UPC
390.304	34"		18"	90°	6 71031 00362 1

1½" DIA. STRAIGHT



Model	Size	UPC
390.305	18"	6 71031 00452 9
390.301	24"	6 71031 00359 1
390.306	36"	6 71031 00434 5
390.307	42"	6 71031 00435 2
390.302	48"	6 71031 00360 7

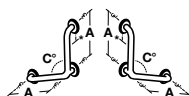
1½" DIA. ANGLED



Model	A	— Size —	B	C	UPC
390.308	24"		16"	90°	6 71031 00436 9
390.309	32"		16"	90°	6 71031 00437 6



390.310	24"		16"	90°	6 71031 00438 3
390.311	32"		16"	90°	6 71031 00439 0



Rotate for RH or LH use

390.312	30"			90°	6 71031 00440 6
390.313	12"		No Corner Flange	120°	6 71031 00441 3
390.314	16"			120°	6 71031 00442 0
390.315	24"			120°	6 71031 00443 7





MUSTEE
Preferred by the "Pros"

572T VARISTONE™ Fiberglass Tall Shower Walls for Square and Rectangular Showers Accessories

MORE ON PAGE 4 ►

► CareGiver® Fold-Down Shower Seats

CareGiver® Fold-Down Shower Seats can be ordered in Right hand, Left hand and Rectangular Fold-Down and Leg-supported styles. All popular sizes are available to provide a stable, secure place to sit while showering.



Model	Size	UPC
390.402	26" x 21"	6 71031 00364 5
390.404	32" x 21"	6 71031 00366 9



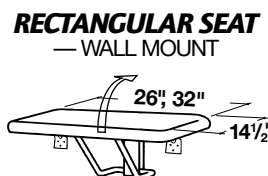
Model	Size	UPC
390.401	26" x 21"	6 71031 00363 8
390.403	32" x 21"	6 71031 00365 2



390.405	26" x 21"	6 71031 00444 4
390.406	32" x 21"	6 71031 00445 1



390.407	26" x 21"	6 71031 00446 8
390.408	32" x 21"	6 71031 00447 5



390.409	26" x 14 1/2"	6 71031 00448 2
390.410	32" x 14 1/2"	6 71031 00449 9



390.411	26" x 14 1/2"	6 71031 00450 5
390.412	32" x 14 1/2"	6 71031 00451 2

► Enclosures, Pivot and Bypass Doors

Premium quality STYLEMATE® enclosures available for the 572T DURAWALL® shower walls include...

STYLEMATE® — PIVOT DOOR ENCLOSURES



Model No.	Finish	Glass	Height	Opening	UPC
32.705	Chrome	Clear	65"	29" – 31"	6 71031 00462 8
32.706	Oil Rubbed Bronze	Clear	65"	29" – 31"	6 71031 00463 5
36.403	Chrome	Clear	65"	34" – 35-1/2"	6 71031 00464 2
36.404	Oil Rubbed Bronze	Clear	65"	34" – 35-1/2"	6 71031 00465 9

Continued next page »



MUSTEE

E.L. Mustee & Sons, Inc. • 5431 West 164th Street • Brook Park, OH 44142 • Phone: 216.267.3100 • Fax: 216.267.9997
E-mail: info@mustee.com • Web: www.mustee.com • Proudly made in the USA

Notice: Our continuous commitment to product improvement may result in changes to product specifications without notice.
Patents pending. Made and Printed in U.S.A.



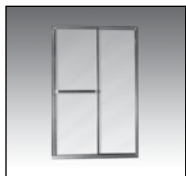
MUSTEE
Preferred by the "Pros"

572T VARISTONE™ Fiberglass Tall Shower Walls for Square and Rectangular Showers Accessories

► Enclosures, Pivot and Bypass Doors (continued)

Premium quality STYLEMATE® enclosures available for the 572T DURAWALL® shower walls include...

STYLEMATE® — BY-PASS FRAMED AND BY-PASS FRAMELESS ENCLOSURES



Model No.	Finish	Glass	Height	Opening	UPC
Framed Design					
48.403	Chrome	Clear	69"	47"	6 71031 00466 6
48.404	Brushed Nickel	Clear	69"	47"	6 71031 00467 3
48.405	Oil-Rubbed Bronze	Clear	69"	47"	6 71031 00468 0
Frameless Design					
48.406	Chrome	Clear	69"	47"	6 71031 00469 7
48.407	Brushed Nickel	Clear	69"	47"	6 71031 00470 3
48.408	Oil-Rubbed Bronze	Clear	69"	47"	6 71031 00471 0
Framed Design					
60.403	Chrome	Clear	69"	59"	6 71031 00472 7
60.404	Brushed Nickel	Clear	69"	59"	6 71031 00473 4
60.405	Oil-Rubbed Bronze	Clear	69"	59"	6 71031 00474 1
Frameless Design					
60.406	Chrome	Clear	69"	59"	6 71031 00475 8
60.407	Brushed Nickel	Clear	69"	59"	6 71031 00476 5
60.408	Oil-Rubbed Bronze	Clear	69"	59"	6 71031 00477 2



MUSTEE

E.L. Mustee & Sons, Inc. • 5431 West 164th Street • Brook Park, OH 44142 • Phone: 216.267.3100 • Fax: 216.267.9997
E-mail: info@mustee.com • Web: www.mustee.com • Proudly made in the USA

Notice: Our continuous commitment to product improvement may result in changes to product specifications without notice.
Patents pending. Made and Printed in U.S.A.