

# A100P

Amp-Trap® Form 101

HIGH SPEED FUSES



A100P Amp-Trap® Form 101 high speed fuses are rated 1000V, extending the range of protection for UPS systems, AC and DC drives, reduced voltage motor starters and similar applications where lower I<sup>2</sup>t and superior reliability are needed. With ratings from 15 through 1000 amperes, a wide range of high voltage applications can be served.

### FEATURES/BENEFITS:

- Low I<sup>2</sup>t minimizes damage to protected components on short circuit
- Controlled arc voltage reduces stress to circuit components during fuse clearing
- Wide range of ampere ratings

Catalog Numbering System					
<b>A</b>	<b>100</b>	<b>P</b>	<b>80</b>	<b>- 4</b>	<b>TI</b>
Amp-Trap® Fuse	Rated Volts - 1000	Style	Amperes*	Mounting Types*  Ferrule: 1 Blades, bolt-in: 4	Integral Blown-Fuse Indicator  Trigger Indicator: TI

\* For ampere ratings and styles not listed, call Technical Services at 978-465-4853.

### RATINGS

- **Volts:** 1000VAC, 750VDC
- **Amps:** 15 to 1000A
- **I.R.:** 100kA I.R.
- **LR:** 25ms


### HIGHLIGHTS:

- Fast acting
- Current limiting
- Low I<sup>2</sup>t
- Optional trigger indicator

### APPLICATIONS:

- Protection of UPS systems AC/DC drives, reduced voltage motor starters and other 1000V or less semiconductor devices

### APPROVALS:

- UL recognized component File E60314 
- AC: UL guide no. JFHR2 (35-600A)
- DC: self-certified

### SINGLE POLE FUSE BLOCKS FOR A100P FUSES

Fuse Ampere Rating	Catalog No.	
35-100	P266G	
125-400	P266L	

CATALOG NUMBERS (AMPS)

Catalog No.	Dimen. Fig.	Catalog No.	Dimen. Fig.	Catalog No.	Dimen. Fig.	Catalog No.	Dimen. Fig.
A100P15-1	1	A100P70-4TI	2	A100P200-4TI	2	A100P500-4TI	3
A100P20-1	1	A100P80-4	2	A100P225-4	2	A100P600-4	3
A100P25-1	1	A100P80-4TI	2	A100P250-4	2	A100P600-4TI	3
A100P30-1	1	A100P100-4	2	A100P300-4	2	A100P650-4	4
A100P35-4	2	A100P100-4TI	2	A100P300-4TI	2	A100P700-4	4
A100P40-4	2	A100P125-4	2	A100P350-4	2	A100P800-4	4
A100P50-4	2	A100P125-4TI	2	A100P350-4TI	2	A100P800-4TI	4
A100P50-4TI	2	A100P150-4	2	A100P400-4	2	A100P1000-4	5
A100P60-4	2	A100P150-4TI	2	A100P400-4TI	2		
A100P60-4TI	2	A100P200-4	2	A100P500-4	3		

\*For ampere ratings and styles not listed, call Technical Services at 978-465-4853.

DIMENSIONS

Outline Ref.	Mounting Type	Fig.	Dimensions - Inches (mm)									
			A	B	C	D	E	F	G	H	J	
A100P15 to 30	1	1	2.63	0.56	-	-	-	-	-	-	-	-
			(66.8)	(14.2)	-	-	-	-	-	-	-	-
A100P35 to 60	4, 4TI	2	5.00	1.00	3.50	4.31	4.19	0.31	0.75	0.13	-	
			(127)	(25.4)	(88.9)	(109)	(106)	(7.9)	(19.1)	(3.3)	-	
A100P65 to 100	4, 4TI	2	5.00	1.22	3.50	4.31	4.19	0.31	1.00	0.19	-	
			(127)	(31.0)	(88.9)	(109)	(106)	(7.9)	(25.4)	(4.8)	-	
A100P125 to 200	4, 4TI	2	5.72	1.50	3.47	4.78	4.16	0.41	1.00	0.25	-	
			(145)	(38.1)	(88.1)	(121)	(106)	(10.4)	(25.4)	(6.4)	-	
A100P225 to 400	4, 4TI	2	5.72	2.00	3.47	4.78	4.16	0.41	1.50	0.25	-	
			(145)	(50.8)	(88.1)	(121)	(106)	(10.4)	(38.1)	(6.4)	-	
A100P500 to 600	4, 4TI	3	7.72	2.50	3.47	5.88	5.56	0.53	2.00	0.38	-	
			(196)	(63.5)	(88.1)	(149)	(141)	(13.5)	(50.8)	(9.7)	-	
A100P650 to 800	4, 4TI	4	7.44	2.88	3.94	5.94	-	0.63	2.00	0.38	-	
			(189)	(73.2)	(100)	(151)	-	(16.0)	(50.8)	(9.7)	-	
A100P1000	4	5	8.22	3.38	4.47	6.59	5.84	0.63	2.75	0.50	1.38	
			(209)	(85.9)	(114)	(167)	(148)	(16.0)	(69.9)	(12.7)	(35.1)	

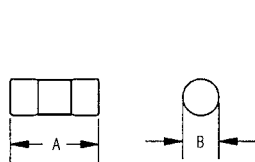


Figure 1

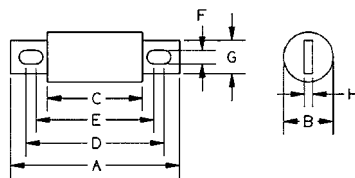


Figure 2

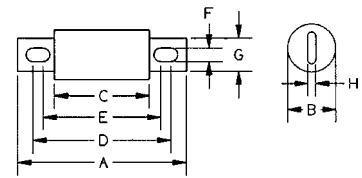


Figure 3

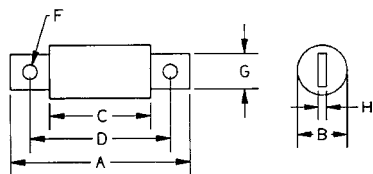


Figure 4

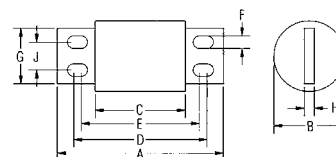


Figure 5