


Lumina Gateway – Enterprise and Franchise



Comprehensive energy management automation

The Lumina Gateway provides the small commercial market with an easy-to-install wireless automation system.

The eco-system serves franchise and enterprise customers, with role-based authority levels and the ability to quickly manage schedules and holidays across hundreds of locations. Now features refrigerator and freezer monitoring and logging to keep food safe.

The wireless Lumina Gateway solution makes it easy to configure automated lighting, temperatures, heavy-duty loads, small appliances, window coverings, exterior signage, pumps, and more. Features simplified time schedules and sensor based actions plus remote access for multiple business locations. Perfect for rapid retrofits in small offices, restaurants, and retail storefronts. The Gateway functions as an energy management coordinator, allowing for automated control of all connected loads including dimmable LEDs and remote access from a tablet, smartphone, or computer dashboard.

*Features based on Leviton Cloud Services subscription plan

Features*

- Scalable from small boutiques, franchises, and enterprise corporations with hundreds of locations
- Enterprise level solutions include role-based authority and hierarchy, with ability to easily manage company-wide holidays and schedules at multi-locations
- Simplified application programming in the cloud based on tasks and times
- Setup and control via web browser including tablets
- Maps on app and web to see all locations at a glance; select a location to control or add a new device or schedule
- New Dimmers, Switches, Plug-Ins, along with existing 0-10V Dimmers, sensors, thermostats, and more round out the hardware offering



How Does it Work?

Connect all the devices in a retail environment, restaurant or office for energy savings through scheduling, dimming and automation. Manage and control your operations remotely from a tablet, smartphone, or computer. Each location receives 30 days history, 5 days of feed, plus apps and dashboards for remote access and setup. The Basic upgrade adds notifications and holiday scheduling exceptions. Premium tier upgrade offers corporate level scheduling, user management, location mapping and status and custom notifications to user types.

Simplified Application Based Programming

Programming is done via Leviton website from any web browser including a tablet. Setup is based on tasks/activities (store open/store close) or time of day and day of week. Automate the property quickly by selecting occupancy or vacancy modes. Easily manage multi-location schedules or company-wide holidays throughout all properties rather than establishing each store individually.

Advanced Load Control

Choose from a variety of load control devices to dim or switch nearly any light commercial load on/off. Centralized timing functions make load scheduling simple. Connect up to 40 devices per location.

Enhanced App Experience

The new mobile apps can provide a visual map with all store locations and their current status. Connect to a location to see store information, alerts, and device control. Break down the devices by type, area, or automation programs. Even add and enroll new devices from a tablet or phone.



Remote Access

Using the Leviton Cloud Services app, connect remotely from an iOS or Android device. Use LCS.Leviton.com as a dashboard from any web browser. Check status and manually control loads.

Alerts Based Upon Events

With the appropriate Leviton Cloud Services plan and utilizing the web-based setup, program the Leviton Lumina Gateway system to notify when an event has occurred on the property such as a high temperature alert in a refrigerator or freezer.

Ordering Information

Description	Cat. No.
Lumina™ Gateway Hub	LU741
Lumina RF Wall Mount Motion Sensor	LURMD-00W
Lumina RF Temperature Logger	LURTL-000
Lumina RF Stainless Steel Standard RTD Needle Probe	RTDSS-000
Lumina RF Glycol Encased RTD Probe	RTDGP-000
Lumina RF Door/Window Sensor	LURDW-00W
Lumina RF Ceiling Mount Occupancy Sensor – 1500 Sq/Ft	ZSC15-lxW*
Lumina RF Ceiling Mount Occupancy Sensor – 450 Sq/Ft	ZSC04-lxW*
Lumina RF Decora® 0-10V Wall Dimmer, 120-277VAC	ZSD07-AxZ*
Lumina RF 600W Dimmer	DL6HD-1BZ
Lumina RF 1000W Dimmer	DL1KD-1BZ
Lumina RF 300W Plug-In Dimmer	DL3HL-1BW
Lumina RF 15A Incandescent / 5A LED and CFL Plug-In Outlet	DL15A-1BW
Lumina RF 120/277V 15A Switch	DL15S-1BZ
Lumina RF 120/277VAC 10A Switch (can also be used as 3-way)	ZSS10-NxZ*
Lumina RF 15A Plug-in Appliance Control Module	89A00-1ZB
Lumina RF 5A Wireless Load Control Module (Universal 96-250 VAC and 50/60 Hz).	73A00-4ZB
Lumina RF 30A Wireless Load Control Module (Universal 96-250 VAC and 50/60 Hz).	73A00-3ZB
Omnistat2 Wireless Single-Stage Conventional & Heat Pump, White	RC-1000WHZB
Omnistat2 Wireless Multistage & Heat Pump with Humidity Control, White	RC-2000WHZB
Lumina Gateway Cloud-Based Setup Utility – Download at LCS.leviton.com	
Leviton Cloud Services app for iOS and Android	 

*x = NAFTA(N), Made in USA (A), contact manufacturer rep for availability.

Leviton Manufacturing Co., Inc. Global Headquarters

201 North Service Road, Melville, NY 11747-3138
Tel: 1-800-323-8920 Fax: 1-800-832-9538
Tech Line: (8:30AM-7:00PM ET Monday-Friday): 1-800-824-3005

Visit our website at: leviton.com/gateway

©2017 Leviton Manufacturing Co., Inc. All rights reserved.



Leviton Manufacturing Co., Inc. Energy Management, Controls and Automation

4330 Michoud Blvd., New Orleans, Louisiana, 70129
Tel: 1-504-736-9810 Fax: 1-504-253-2954