

HIGH BAY WET LOCATION OCCUPANCY SENSOR MODULE

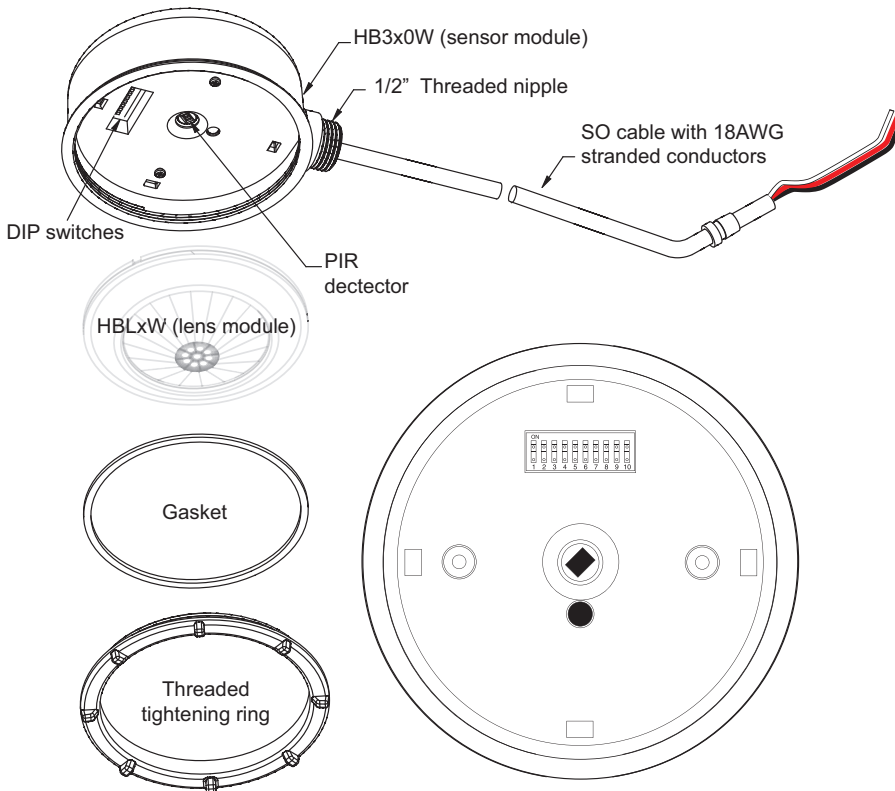
HB3X0W SERIES



PRODUCT OVERVIEW

HB3x0W PIR occupancy sensors are designed for automatic lighting control in warehouses and other wet location medium and high bay applications. The HB3x0W sensors are modular and consist of two parts, a sensor module (HB3x0W) and a lens (HBLxW). The HB3x0W sensor module is a one-piece self-contained unit

with a 1/2" threaded nipple for attaching to wet location junction boxes and conduit hubs, and to the end of a fixture. Three lens choices are offered, and lenses are interchangeable. Sensitivity and time delay adjustments are set using DIP switches located behind the lens.



MODELS

HB350W 120/277 VAC, 60 Hz
Load @ 120 VAC 0-800 W Ballast/Tungsten, 1/6 Hp
Load @ 277 VAC 0-1200 W Ballast

HB340W 347/480 VAC, 60 Hz
Load @ 347 VAC 5 A Ballast
Load @ 480 VAC 5 A Ballast

HB330W 208/240 VAC, 60 Hz
Load @ 240 VAC 5 A Ballast

HB300W 24VDC
Use with Wattstopper power pack

SPECIFICATIONS & FEATURES

For use in wet location environments (indoors and outdoors)

Easy mounting using extender module mounting accessory

HB330W, HB340W, HB350W: Line voltage for direct connection to load

HB300W: Low voltage for connection to BZ-50, BZ-150, BZ-200, or BZ-250 power pack

Power consumption for line voltage models:
HB330W, HB340W: 0.34W
HB350W: 0.36W

Power consumption for low voltage model:
HB300W: 11mA @ 24VDC

Operating Temperature: -40°F to 158°F
(-40°C to 70°C)

Weight: 8 oz (226.8 g)

Maximum Dew Point: 85°F (29°C)

Five year warranty

UL and cUL listed
UL rated rain-tight (UL244A and UL508)

IP65 rated

LENSES

Three interchangeable lenses (HBL2W, HBL3W, HBL7W)

Lenses sealed and gasketed

Lens choices for mounting between 8 and 40 feet (lens required for operation)

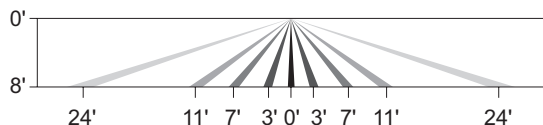
MATERIALS

Polycarbonate, flame retardant
UV resistant
Impact resistant
Recyclable
Meets materials restrictions of RoHS

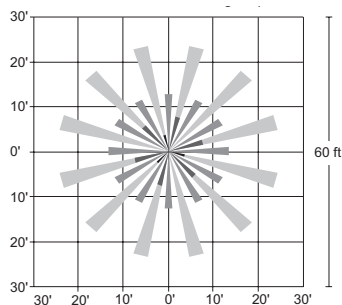
FACTORY DEFAULTS

Time Delay: 15 minutes
Sensitivity Mode: Normal

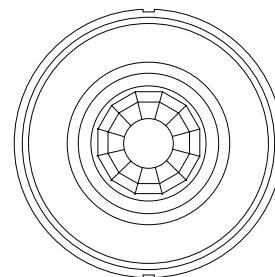
COVERAGE



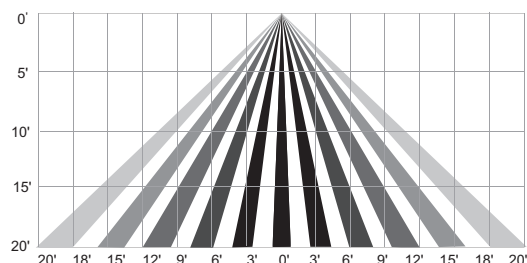
HBL2W side coverage pattern



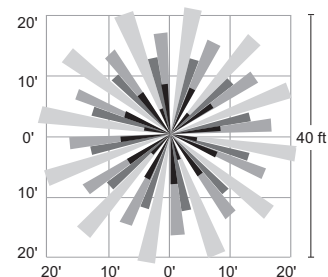
HBL2W top coverage pattern



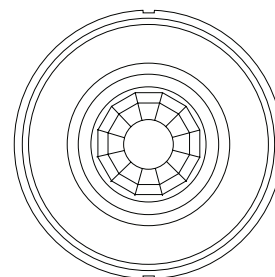
HBL2W Low Bay Lens



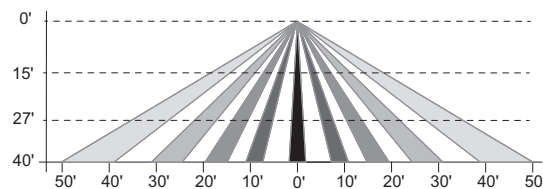
HBL3W side coverage pattern



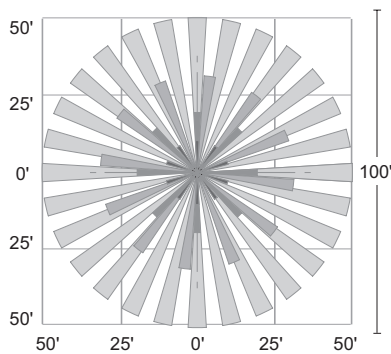
HBL3W top coverage pattern



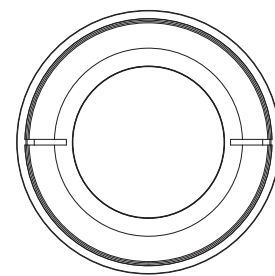
HBL3W Mid Bay Lens



HBL7W side coverage pattern

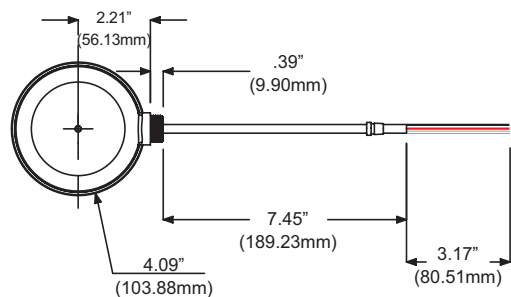


HBL7W top coverage pattern

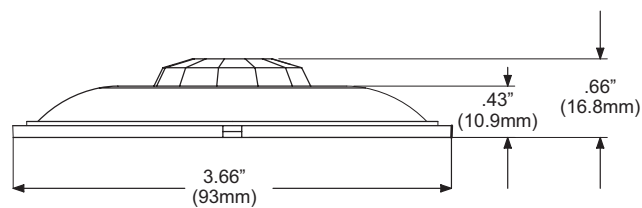


HBL7W High Bay Lens

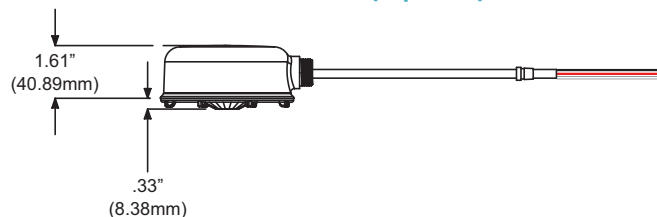
DIMENSIONS



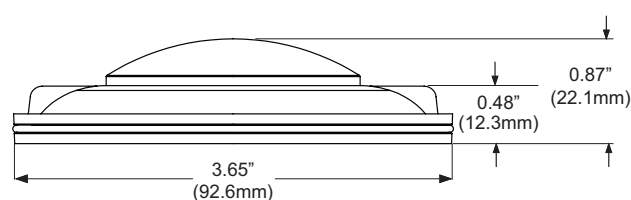
HB3x0W dimensions (top view)



HBL2W and HBL3W dimensions



HB3x0W sensor module dimensions

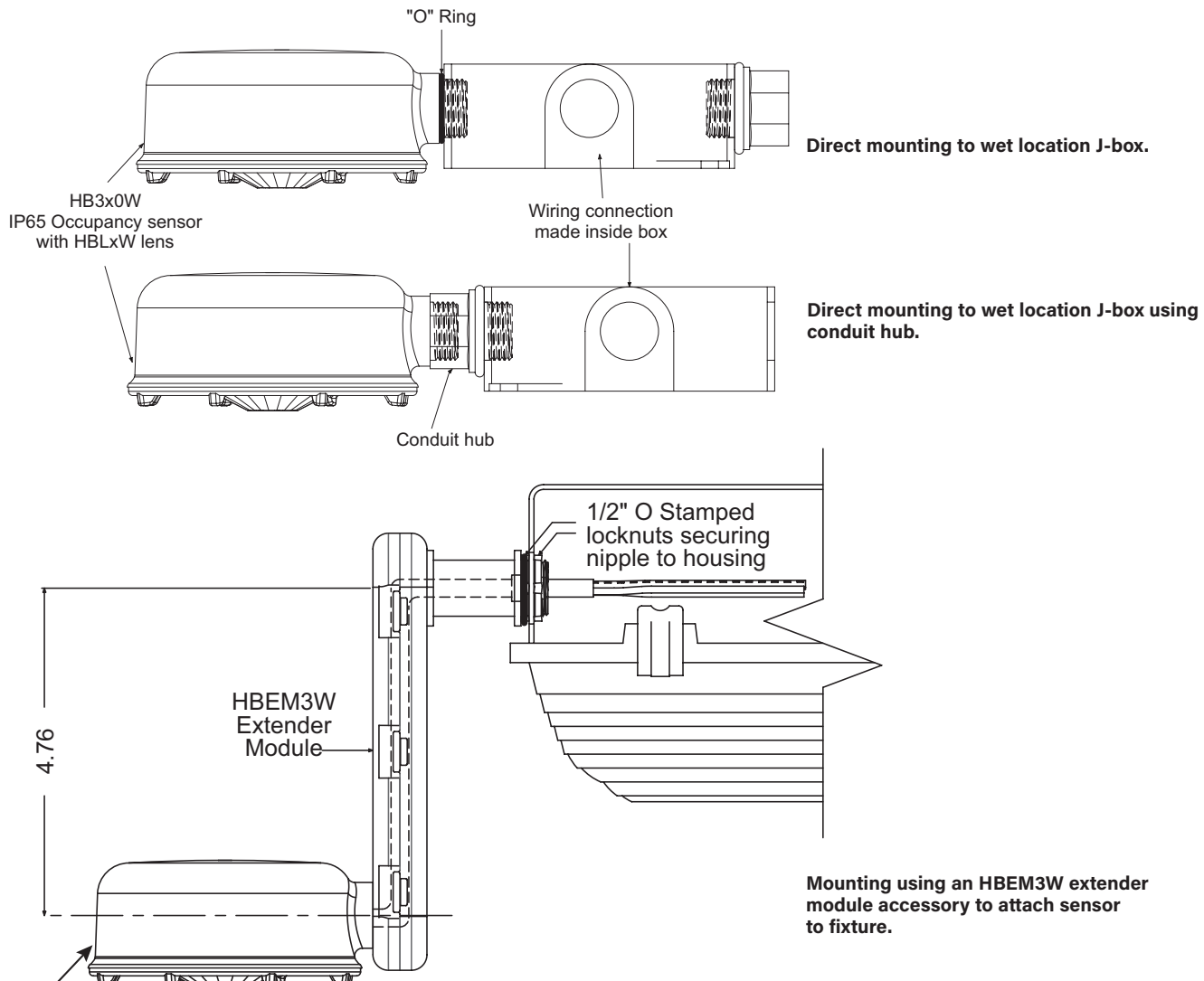


HBL7W dimensions

INSTALLING AND MOUNTING INSTRUCTIONS

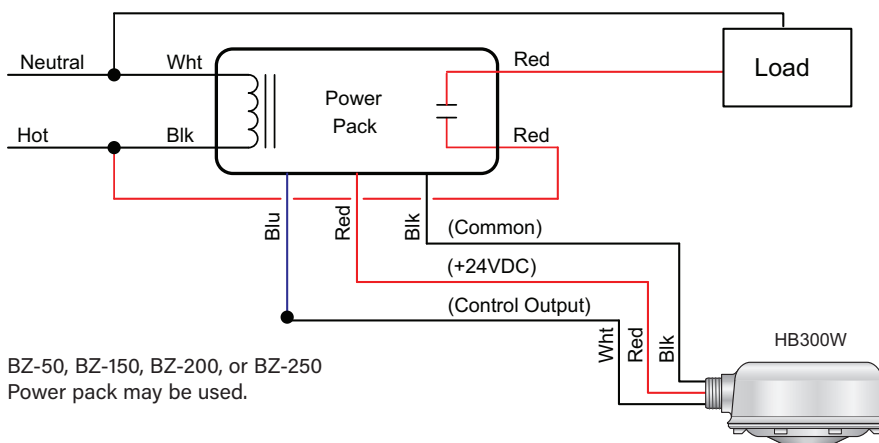
The 1/2" chase nipple facilitates mounting through fixture knockouts, or attaching to threaded J-boxes or conduit hubs. An accessory bag with an O-ring and two lock nuts is available to accommodate various mounting needs.

Mount the sensor so that the fixture does not obstruct the field of view.



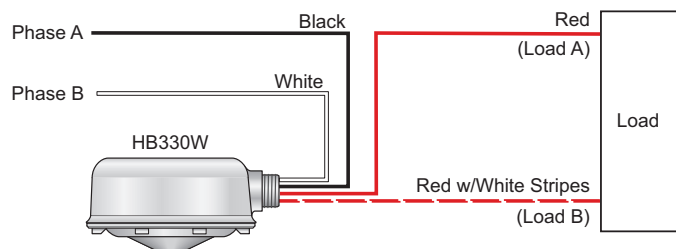
WIRING DIAGRAMS

HB300W

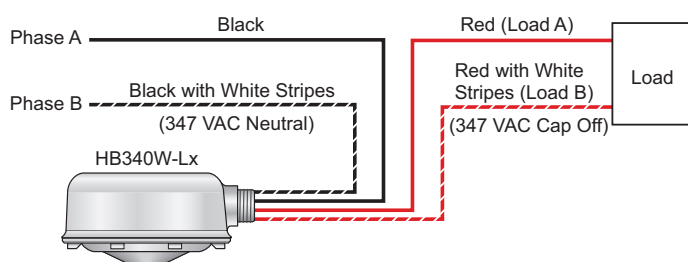


WIRING DIAGRAMS

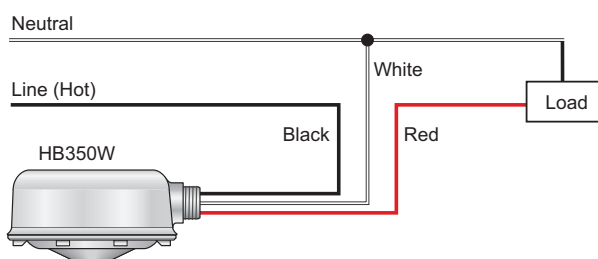
HB330W



HB340W



HB350W



SEQUENCE OF OPERATION

The HB3x0W occupancy sensor is designed to mount to a light fixture and control one load in the fixture. The sensor can be wired to control all ballasts in the fixture, or to control half of the ballasts to provide high/low lighting control. When motion is detected within the sensor's coverage area, the relay in the sensor closes, and lighting loads turn on automatically. When motion is no longer detected for the duration of the time delay setting, the relay opens and the lighting load is turned off. The sensitivity and time delay settings are factory preset at 100% and 15 minutes, respectively, which are suitable for most high bay applications. However, the values can be easily adjusted for specific applications using the DIP switches on the unit. Refer to the Installation Instructions for changing factory preset values, and for important start up instructions.

Important Start-up Information

1. When power is initially applied to the sensor, the relay will be in a closed position to enable the lights to turn on immediately. Consequently, the sensor requires one minute to warm up before becoming operational. This warm up period is necessary either upon initial power up, or upon power up after a temporary power loss to the circuit.
2. The sensor is shipped with a factory preset time delay of 15 minutes. Lights will turn off 15 minutes after the last motion is detected.

ORDERING INFORMATION

Catalog #	Master Pack Details					Inner Pack Details				
	Master Pack Quantity	Case dimensions (inches)			Weight (pounds)	Inner Pack Quantity	Case dimensions (inches)			Weight (pounds)
		Length	Width	Height			Length	Width	Height	
HB300W	50	21.2	17.5	15.7	23.4	N/A	N/A	N/A	N/A	N/A
HB330W	50	21.2	17.5	15.7	24.5	N/A	N/A	N/A	N/A	N/A
HB340W	50	21.2	17.5	15.7	24.8	N/A	N/A	N/A	N/A	N/A
HB340W-CC2	50	21.2	17.5	15.7	26.5	N/A	N/A	N/A	N/A	N/A
HB350W	50	21.2	17.5	15.7	24.5	N/A	N/A	N/A	N/A	N/A
HB350W-CC1	50	21.2	17.5	15.7	25.3	N/A	N/A	N/A	N/A	N/A
HB350W-CC2	50	21.2	17.5	15.7	26.5	N/A	N/A	N/A	N/A	N/A
HBEM3W	180	21.4	17.9	16.3	45.75	90	20.6	17.1	7.6	21.65
BZ-50	40	21.2	17.5	15.7	16.1	50	12.2	4	6.1	3.8

Catalog #	Description	Voltage	Load Capacity
<input type="checkbox"/> HB300W	Low Voltage High Bay Sensor for wet locations	24VDC*	12-32 VDC
<input type="checkbox"/> HB330W	Line Voltage High Bay Sensor for wet locations	208/240 VAC	5 A ballast @ 240 VAC
<input type="checkbox"/> HB340W	Line Voltage High Bay Sensor for wet locations	347/480 VAC	5 A ballast @ 347/480 VAC
<input type="checkbox"/> HB340W-CC2	Line Voltage High Bay Sensor for wet locations with 36" extended cable	347/480 VAC	5 A ballast @ 347/480 VAC
<input type="checkbox"/> HB350W	Line Voltage High Bay Sensor for wet locations	120/277 VAC	0-800 W ballast and tungsten @ 120 VAC or 0-1200 W ballast @ 277 VAC or 1/6 hp motor
<input type="checkbox"/> HB350W-CC1	Line Voltage High Bay Sensor for wet locations with 24" extended cable	120/277 VAC	0-800 W ballast and tungsten @ 120 VAC or 0-1200 W ballast @ 277 VAC or 1/6 hp motor
<input type="checkbox"/> HB350W-CC2	Line Voltage High Bay Sensor for wet locations with 36" extended cable	120/277 VAC	0-800 W ballast and tungsten @ 120 VAC or 0-1200 W ballast @ 277 VAC or 1/6 hp motor
<input type="checkbox"/> HBEM3W	High Bay Extender Module for wet locations		
<input type="checkbox"/> BZ-50	Power Pack Note: BZ-150, BZ-200, or BZ-250 may also be used	120/277 VAC, 230/240 VAC (Single Phase), 50/60Hz	20 A ballast and tungsten or 1 hp motor
Prepackaged Sensor/Lens Combinations			
<input type="checkbox"/> HB350W-L3	Line Voltage High Bay Sensor for wet locations with L3 lens	120/277 VAC	0-800 W ballast and tungsten @ 120 VAC or 0-1200 W ballast @ 277 VAC or 1/6 hp motor
<input type="checkbox"/> HB350W-L7	Line Voltage High Bay Sensor for wet locations with L7 lens	120/277 VAC	0-800 W ballast and tungsten @ 120 VAC or 0-1200 W ballast @ 277 VAC or 1/6 hp motor

Please refer to the HBLxW Series Lens Module datasheet for lens information. Information supplied above is subject to change.

Harmonization code: 8538908080. Country of origin: China.