ONE-OF-A-KIND PROJECT ASSISTANCE

Our Project Services team is dedicated to delivering unparalleled project support from start to finish. From initial project scope and take-offs to final product delivery that meets your construction schedule, we are committed to bringing your vision to life.

For each project we provide:

- Design Assistance
- Proposal Development Support
- Project Take-Offs
- Guaranteed Bill of Material
- Preparation of Bid
- Installation Drawings
- Electronic Drawing Transfer

THINK AN INFLOOR SYSTEM IS RIGHT FOR YOU?

Visit us at **www.legrand.us/infloor** to kick off your next project.

designed to be better.™

©2015 Legrand® All Rights Reserved ED12686r01115

legrand®

Electrical Wiring Systems

60 Woodlawn Street
West Hartford, CT 06110
1.877.BY.LEGRAND (295.3472)
www.legrand.us

570 Applewood Crescent
Vaughan, Ontario L4K 4B4
905.738.9195
www.legrand.ca

FOLLOW US

DEFINE TOMORROW BY HOW YOU DESIGN YOUR SPACE TODAY.

INFLOOR DESIGN GUIDE

designed to be better.™

legrand®

INFLOOR DESIGN GUIDE

What if your call center expands exponentially? Or your casino floor plan changes overnight? Or a new kind of business moves into your commercial office space? With infloor systems from Legrand, it's easy to deliver power and communications for what you have. And what you have in mind.

An infloor system is ideal for your new construction project if you're looking for:

- Easy access to power and communications wherever you want them
- Maximum cable capacity now and in the future
- Flexibility to move, add or change your system activations at any time without added cost
- A time trusted reliable system that allows your open space to perform flawlessly

Legrand infloor systems are built on a heritage that stems from Walker Brothers, the name synonymous with infloor for more than a century. Our infloor ducts span over 10,000 miles in more than 15,000 projects around the world, providing a breadth of systems and accessories unlike any other. All supported with individualized project services assistance. From start to finish.

DISTRIBUTION AND FEEDER RUNS

Every infloor system consists of two parts – distribution runs and feeder runs.

DISTRIBUTION RUNS:



Walkerduct® Underfloor Duct
Highly flexible system combines 1, 2 or 3 ducts of varying sizes to meet project demands.

Ideal for:
- Casinos
- Commercial offices
- Education
- Government
- Museums
- Retail



Walkercell® Cellular Raceway
High capacity, three-in-one system installs quickly and easily.

Ideal for:
- Call centers
- Data centers
- Education



Flushduct® Infloor Raceway
Slim system design combines 1, 2 or 3 ducts and fits into extremely shallow concrete slabs.

Ideal for:
- Retail

FEEDER RUNS:



Trenchduct
High capacity feeder system installs flush to the finished floor for easy access to cables post-installation. Requires larger slab depth.

Compatible with:
- Walkercell
- Walkerduct

Junction Box Header
High capacity feeder system installs flush with Walkercell and fits into medium-sized slabs.

Compatible with:
- Walkercell

System Feeds
Each distribution system can also be fed by its own duct runs and connected via junction boxes.

Compatible with:
- Flushduct
- Walkercell
- Walkerduct

Walkerduct

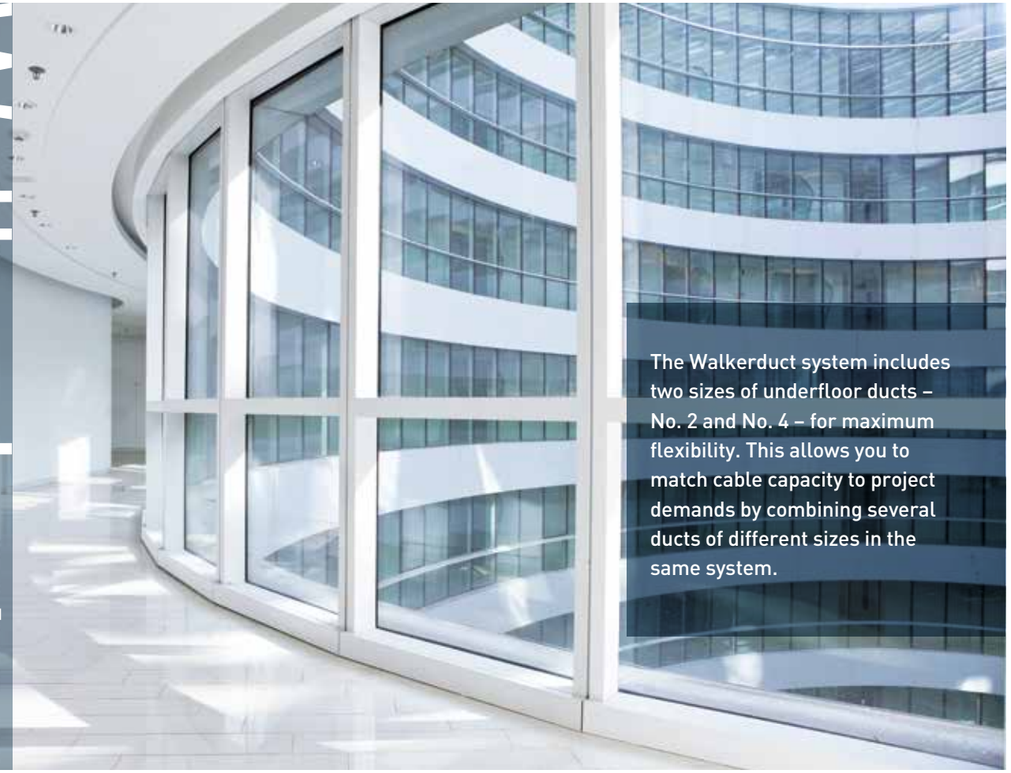

The Walkerduct system includes two sizes of underfloor ducts – No. 2 and No. 4 – for maximum flexibility. This allows you to match cable capacity to project demands by combining several ducts of different sizes in the same system.

KEY SYSTEM FEATURES:

- 16-gauge galvannealed steel with continuous seam weld construction prevents moisture in the duct
- Wide variety of service fittings, including flush and pedestal styles
- Ducts are available with or without presets. There are two types of presets:
  - Pro Series: Rectangular presets accommodate a large variety of service fittings, including flush options, while providing ample bend radius to ensure the integrity of fiber optic cable connections.
  - IPS: Round presets offer smaller egress areas and work with pedestal style activations. Ideal for furniture feed applications.
- Boxes can also be field-attached. These are called aftersets and are available in a range of depths.
- **UL & CUL Standard 884**

Ideal for:
- Casinos
- Commercial offices
- Education
- Government
- Museums
- Retail

WALKERDUCT SYSTEM OPTIONS

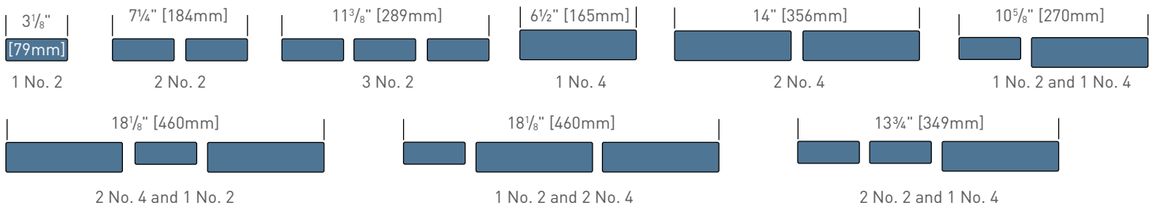

Spacing between ducts will always be 1"

FEEDER SYSTEM COMPATIBILITY:

TRENCHDUCT

Trenchduct allows easy access to cabling after installation via removable cover plates. It features extremely large cable capacity and is available in many different widths and depths to accommodate all jobs. Trenchduct is installed above the Walkerduct system, flush with the finished floor.

JUNCTION BOXES

Walkerduct junction boxes are available in several configurations to accommodate 1, 2, 3 and 4 duct systems. Standard cover plates are ¼" thick and can be customized with round or square access openings to complement space design. Junction boxes can also be used in terrazzo applications by adding an optional terrazzo holder. Consult factory for additional custom options including heavy load applications.

WALKERDUCT WIRE FILL CAPACITY

		Unshielded Twisted Pair*		Telephone			Coaxial		
Raceway Type	**Cell/Duct Capacity**	4-pair, 24 AWG, Cat 5	4-pair, 24 AWG, Cat 6	2-pair, 24 AWG	4-pair, 24 AWG	25-pair, 24 AWG	RG58/U	RG59/U	RG6/U
	Sq. In.	0.038	0.049	0.015	0.028	0.132	0.03	0.046	0.057
#2 Duct	3.313	35	27	89	47	10	44	29	23
#4 Duct	8.58	91	71	232	124	26	116	75	61

		Shielded Twisted Pair			Fiber				Power					
Raceway Type	**Cell/Duct Capacity**	TYPE 1	TYPE 2	TYPE 3	2 Strand	4 Strand	6 Strand	Fiber ZipCord	14 AWG	12 AWG	10 AWG	8 AWG	6 AWG	4 AWG
	Sq. In.	0.119	0.17	0.047	0.025	0.028	0.035	0.01	0.0097	0.0133	0.0211	0.0366	0.0507	0.0824
#2 Duct	3.313	11	7	28	53	47	38	133	137	100	63	36	26	16
#4 Duct	8.58	29	20	74	139	124	99	348	359	262	165	95	68	42

*Consult factory for Cat6a wire fill information.

SERVICE FITTINGS

Pro Series
Compatible with Walkerduct Pro Series Presets and available in solid brass, brushed aluminum, powder-coated aluminum and non-metallic finishes.

Multiplex™ Series
Available in brushed aluminum and accommodate power and communication connections in a pedestal style.

PSRC9™ Series
Include flush, poke-thru style fittings in gray, aluminum, black and brass.

525™ Series
Available in brushed aluminum and accommodate interchangeable faceplates in a pedestal style.

1200™ Series
Compatible with Walkerduct IPS presets and available in aluminum or brass.

Source 1 Series
Offer single and dual-service power and communications connections in a flush style.

WALKERDUCT
WITH JUNCTION BOXES

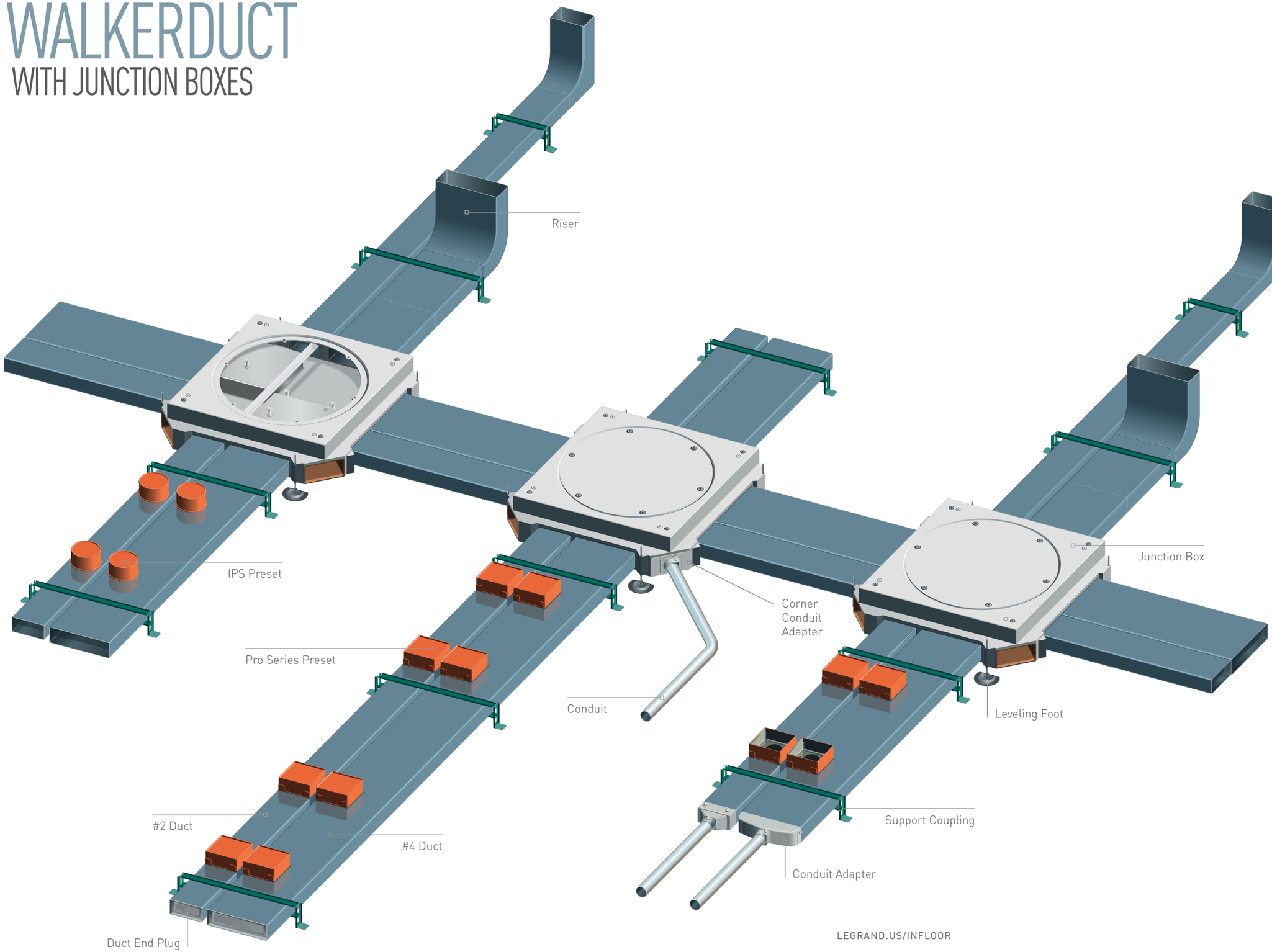

SERVICE FITTING COMPATIBILITY:

- 1200 SERIES
- 525 SERIES
- MULTIPLEX SERIES
- PRO SERIES
- PSRC9 SERIES
- SOURCE 1 SERIES

SYSTEM FEATURES:

- Can be installed in medium-sized concrete slabs (3½ – 6")
- Cost-effective and completely customizable option
- Compatible with wide variety of service fittings
- Enables heavy load applications

- Typical spacings between presets: 12" or 24" on center
- Typical spacings between raceways: 5', 6', 10' on center
- Standard preset heights: 1" [25mm], 1½" [38mm], 2" [51mm], 2½" [64mm], and 3" [76mm]. Consult factory for additional heights

COMMON LAYOUTS:

- Raceway 5' or 6' on center, presets 24" on center
- Raceway 10' on center, presets 24" on center
- Raceway 5' or 6' on center, no presets

WALKERDUCT
WITH TRENCHDUCT

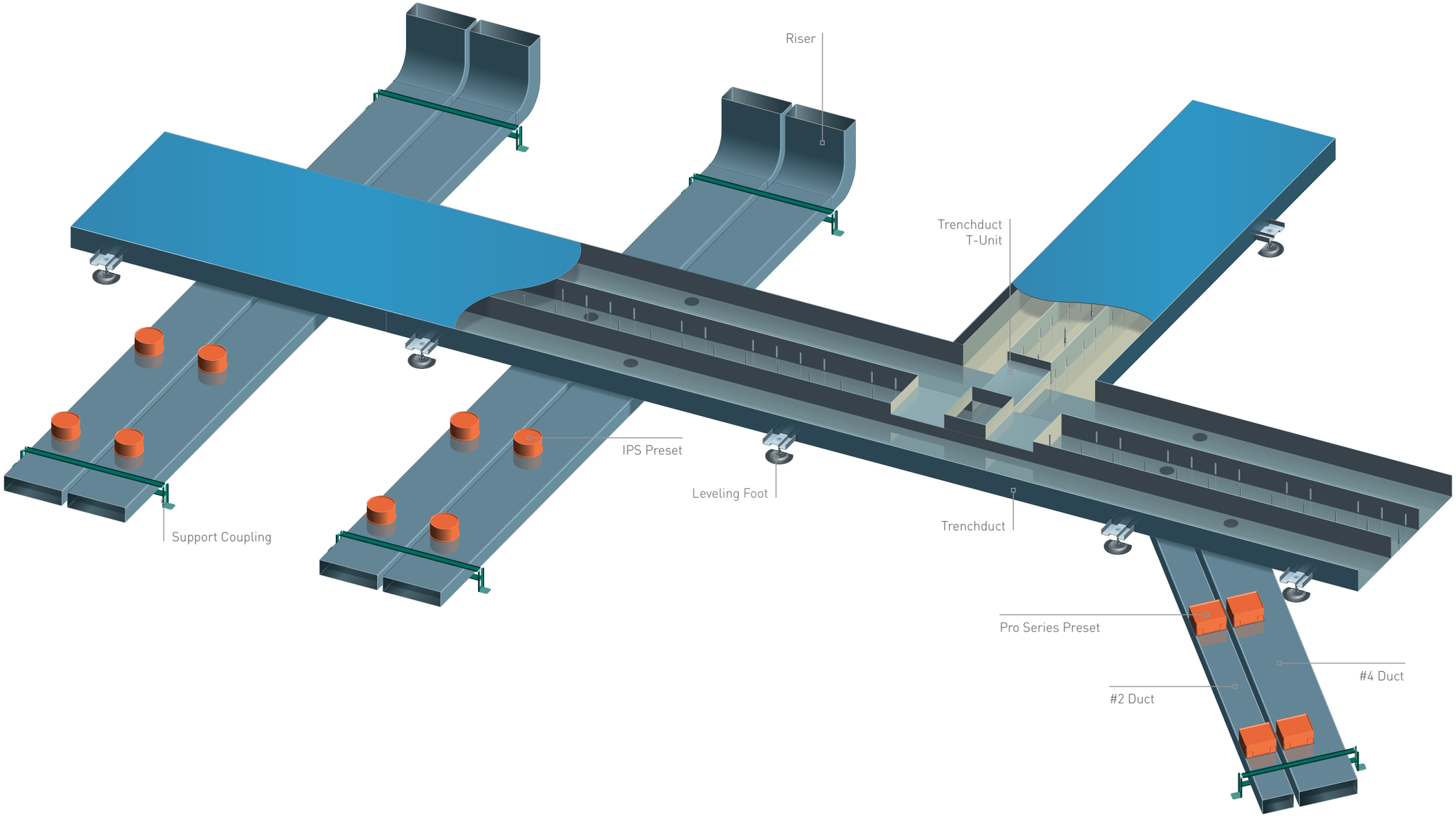

SERVICE FITTING COMPATIBILITY:

- 1200 SERIES
- 525 SERIES
- MULTIPLEX SERIES
- PRO SERIES
- PSRC9 SERIES
- SOURCE 1 SERIES
- TRENCH ACCESS HOOD

SYSTEM FEATURES:

- Must be installed in concrete slabs at least 4" deep
- Combines flexibility of Walkerduct with high capacity of Trenchduct
- Easy access to cabling post-install
- Enables heavy load applications

- Typical spacings between presets: 12" or 24" on center
- Typical spacings between raceways: 5', 6', 10' on center
- Standard preset heights: 1" [25mm], 1½" [38mm], 2" [51mm], 2½" [64mm], and 3" [76mm]. Consult factory for additional heights

COMMON LAYOUTS:

- Raceway 5' or 6' on center, presets 24" on center
- Raceway 10' on center, presets 24" on center
- Raceway 5' or 6' on center, no presets

The Walkercell system is a three-in-one raceway that offers extremely high capacity and installs quickly and easily.

Ideal for:
- Call centers
- Data centers
- Education

Walkercell

KEY SYSTEM FEATURES:

- Ample bend radius throughout the system maintains the integrity of fiber optic cable connections
- Triple service presets deliver up to three services to the workstation at one location. These larger presets span all three cells and enable connection of FloorPort™ Service Fittings
- FloorPort Service Fittings are UL scrub water listed
- **UL & CUL Standard 209**

WALKERCELL SYSTEM OPTIONS

Preset adds height of 1⅜" (PK150) – 3⅜" (PK350)

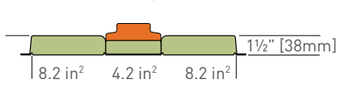

17¾" [448mm] WCR1½ Total capacity: 26.3 in²

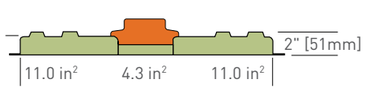

21⅞" [552mm] WCR2 Total capacity: 26.3 in²

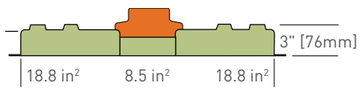

21⅞" [552mm] WCR3 Total capacity: 46.1 in²

FEEDER SYSTEM COMPATIBILITY:

TRENCHDUCT

Trenchduct allows easy access to cabling after installation via removable cover plates. It features extremely large cable capacity and is available in many different widths and depths to accommodate all jobs. Trenchduct is installed above the Walkercell system, flush with the finished floor.

JUNCTION BOX HEADER

Walkercell Junction Box Header is a high capacity feeder system that's installed at the same height as the Walkercell distribution runs – typically 4–6" beneath the slab. Junction boxes feature round access openings and are available in many different configurations to meet the needs of any job. Consult factory for custom options including heavy load applications.

WALKERCELL JUNCTION BOXES

Walkercell junction boxes feature round access openings and are available in many different configurations to meet the needs of every job. They offer a moderate cable capacity and provide a cost-effective feeder system option. Consult factory for custom options including heavy load applications.

WALKERCELL COMMUNICATIONS WIRE FILL CAPACITY

		Unshielded Twisted Pair*		Telephone			Coaxial		
Raceway Type	**Cell/Duct Capacity**	4-pair, 24 AWG, Cat 5	4-pair, 24 AWG, Cat 6	2-pair, 24 AWG	4-pair, 24 AWG	25-pair, 24 AWG	RG58/U	RG59/U	RG6/U
	Sq. In.	0.038	0.049	0.015	0.028	0.132	0.03	0.046	0.057
WCR11/2	8.2	85	66	217	116	24	108	70	57
WCR2	11	115	89	285	155	33	146	96	77
WCR3	18.8	197	153	488	265	56	252	162	130

		Shielded Twisted Pair			Fiber			
Raceway Type	**Cell/Duct Capacity**	TYPE 1	TYPE 2	TYPE 3	2 Strand	4 Strand	6 Strand	Fiber ZipCord
	Sq. In.	0.119	0.17	0.047	0.025	0.028	0.035	0.01
WCR11/2	8.2	27	19	69	130	116	93	326
WCR2	11	37	26	93	173	155	127	463
WCR3	18.8	63	44	159	296	264	216	791

*Consult factory for Cat6a wire fill information.

WALKERCELL POWER WIRE FILL CAPACITY

Raceway Type	Cell/Duct Capacity	14 AWG	12 AWG	10 AWG	8 AWG	6 AWG	4 AWG
	Sq. In.	0.0097	0.0133	0.0211	0.0366	0.0507	0.0824
WCR11/2	4.22	168	126	80	45	33	20
WCR2	4.3	172	129	82	47	34	21
WCR3	8.5	351	256	161	93	67	41

SERVICE FITTINGS

FloorPort Series
Available in flush or recessed style, FloorPort fittings include blank or furniture feed covers in aluminum, black, brass, bronze, gray and nickel finishes.

Consult factory for compatibility with other service fittings.

WALKERCELL
WITH JUNCTION BOXES

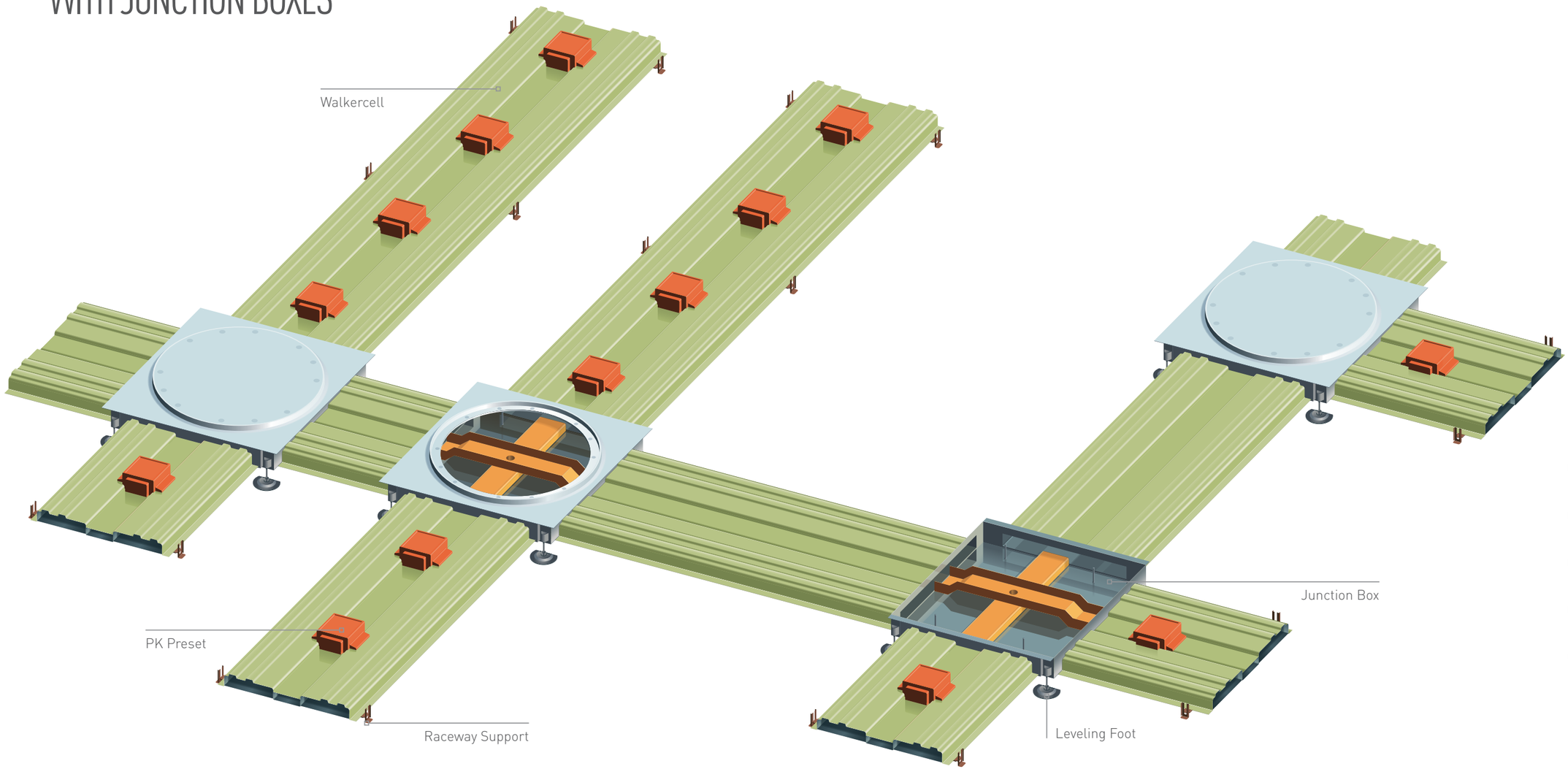

SERVICE FITTING COMPATIBILITY:

- FLOORPORT SERIES

SYSTEM FEATURES:

- Can be installed in medium-sized concrete slabs (3½ – 6")
- Cost-effective solution for high capacity projects
- Minimum distance between presets: 12" on center
- Typical distances between presets: 24", 30", 60" on center
- Minimum distribution raceway spacing: 3' on center
- Typical distances between raceways: 5', 6', 10' on center
- Standard preset heights: 1½" [38mm], 2" [51mm], 2½" [64mm], 3" [76mm] and 3¼" [83mm]. Consult factory for additional heights.

COMMON LAYOUTS:

- Raceway 5' or 6' on center, presets 24" on center
- Raceway 10' on center, presets 24" on center
- Raceway 5' or 6' on center, no presets

WALKERCELL
WITH JUNCTION BOX HEADER

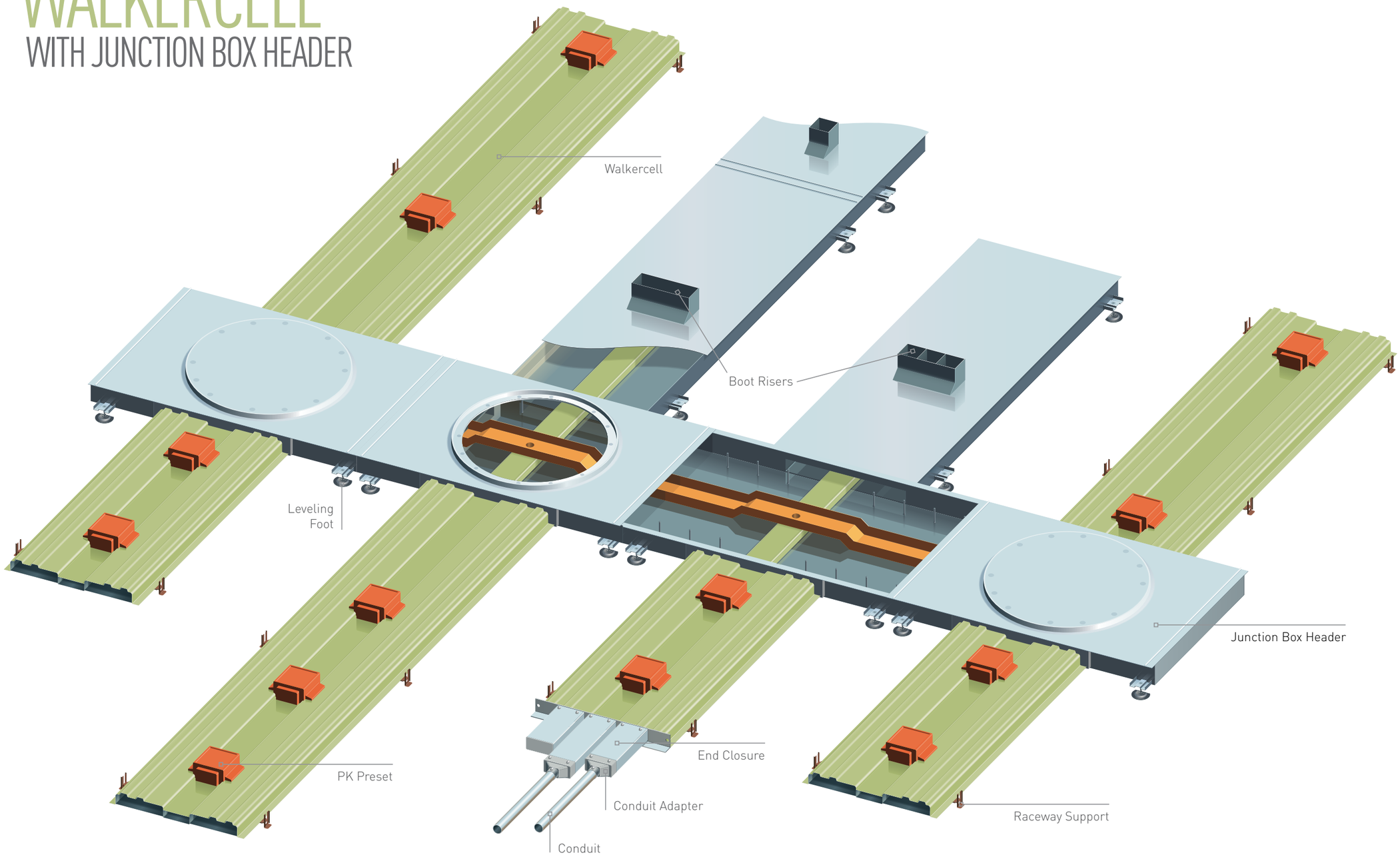

SERVICE FITTING COMPATIBILITY:

- FLOORPORT SERIES

SYSTEM FEATURES:

- Can be installed in medium-sized concrete slabs (3½ – 6") due to side feeds
- Offers high cable capacity
- Easy access to cabling for adds, moves and changes
- Minimum distance between presets: 12" on center
- Typical distances between presets: 24", 30", 60" on center
- Minimum distribution raceway spacing: 3' on center
- Typical distances between raceways: 5', 6', 10' on center
- Standard preset heights: 1½" [38mm], 2" [51mm], 2½" [64mm], 3" [76mm] and 3¼" [83mm]. Consult factory for additional heights.

COMMON LAYOUTS:

- Raceway 5' or 6' on center, presets 24" on center
- Raceway 10' on center, presets 24" on center
- Raceway 5' or 6' on center, no presets

WALKERCELL
WITH TRENCHDUCT

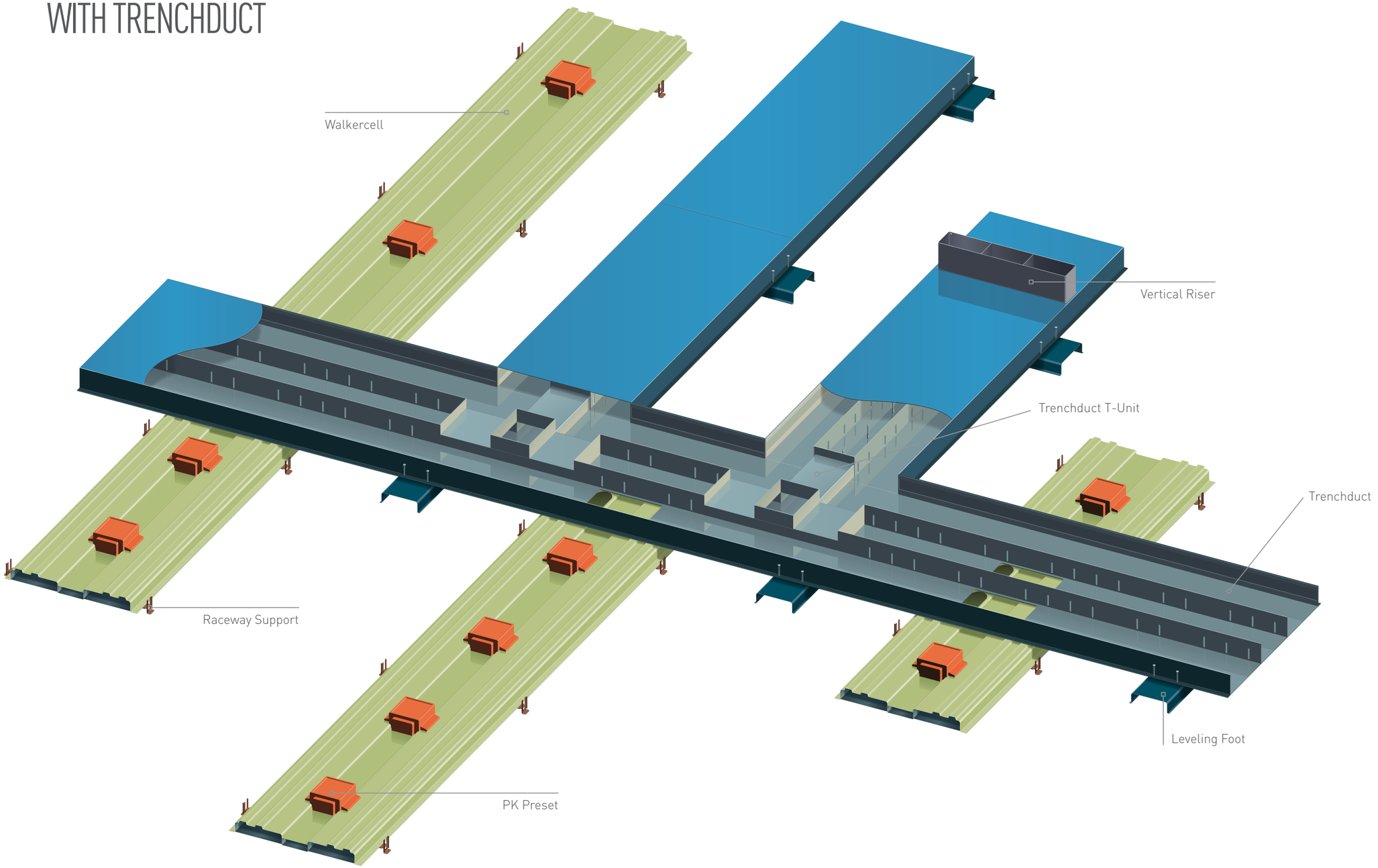

SERVICE FITTING COMPATIBILITY:

- FLOORPORT SERIES
- TRENCH ACCESS HOOD

SYSTEM FEATURES:

- Must be installed in concrete slabs at least 4" deep
- Highest capacity infloor system
- Easy access to cabling post-install
- Enables heavy load applications

- Minimum distance between presets: 12" on center
- Typical distances between presets: 24", 30", 60" on center
- Minimum distribution raceway spacing: 3' on center
- Typical distances between raceways: 5', 6', 10' on center
- Standard preset heights: 1½" [38mm], 2" [51mm], 2½" [64mm], 3" [76mm] and 3¼" [83mm]. Consult factory for additional heights.

COMMON LAYOUTS:

- Raceway 5' or 6' on center, presets 24" on center
- Raceway 10' on center, presets 24" on center
- Raceway 5' or 6' on center, no presets

Flushduct

Only from Legrand. The Flushduct system is available in 1, 2 or 3 duct combinations and installs flush with the finished floor. The system's slim design enables installation in projects with shallow concrete pours and also allows Flushduct to be used in retrofit applications.

Ideal for: ■ Retail

KEY SYSTEM FEATURES:

- Flush installation simplifies locating and accessing the system after installation
- Activation is easy via factory-installed screw plugs
- System works with a variety of pedestal style service fittings
- Minimum system depth for distribution/feeder runs is 1⅜" [35mm]
- Minimum system depth for systems with junction boxes is 2½"
- Constructed of 14-gauge galvannealed steel
- **UL & CUL Standard 884**

FLUSHDUCT SYSTEM OPTIONS

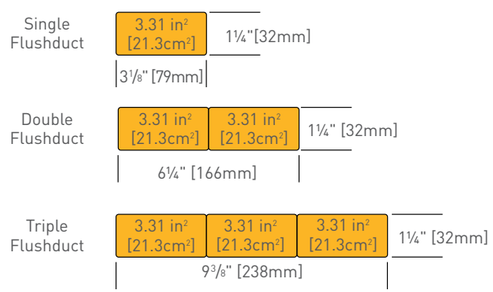

FLUSHDUCT WIRE FILL CAPACITY

		Unshielded Twisted Pair*		Telephone			Coaxial		
Raceway Type	**Cell/Duct Capacity**	4-pair, 24 AWG, Cat 5	4-pair, 24 AWG, Cat 6	2-pair, 24 AWG	4-pair, 24 AWG	25-pair, 24 AWG	RG58/U	RG59/U	RG6/U
	Sq. In.	0.038	0.049	0.015	0.028	0.132	0.03	0.046	0.057
Single Duct	3.313	35	27	89	47	10	44	29	23

		Shielded Twisted Pair			Fiber				Power					
Raceway Type	**Cell/Duct Capacity**	TYPE 1	TYPE 2	TYPE 3	2 Strand	4 Strand	6 Strand	Fiber ZipCord	14 AWG	12 AWG	10 AWG	8 AWG	6 AWG	4 AWG
	Sq. In.	0.119	0.17	0.047	0.025	0.028	0.035	0.01	0.0097	0.0133	0.0211	0.0366	0.0507	0.0824
Single Duct	3.313	11	7	28	53	47	38	133	137	100	63	36	26	16

*Consult factory for Cat6a wire fill information.

SERVICE FITTINGS

525 Series
These durable, pedestal-style fittings are available in brushed aluminum and accommodate interchangeable faceplates to support power and communications connections.

Multiplex Series
Multiplex is available in brushed aluminum and accommodates power and communications connections in a pedestal style.

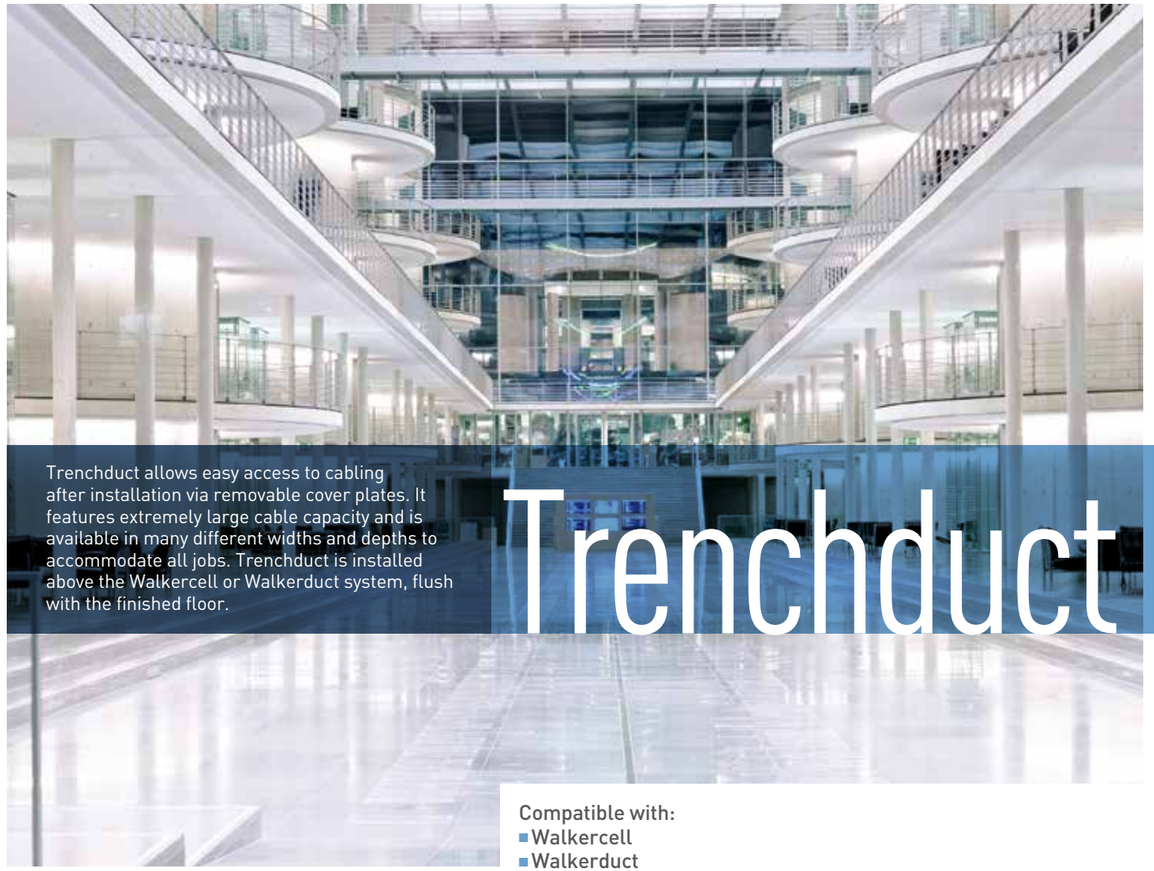

Trenchduct

Trenchduct allows easy access to cabling after installation via removable cover plates. It features extremely large cable capacity and is available in many different widths and depths to accommodate all jobs. Trenchduct is installed above the Walkercell or Walkerduct system, flush with the finished floor.

Compatible with:
- Walkercell
- Walkerduct

KEY SYSTEM FEATURES:

- Standard lengths are 1' to 5'
- Consult factory for custom options including heavy load applications and wire fill capacity
- **UL & CUL Standard 209**

SERVICE FITTINGS

Trench Access Hood
Enables direct access to cables in Trenchduct body. Used in place of cover plate.

FLUSHDUCT
WITH JUNCTION BOXES

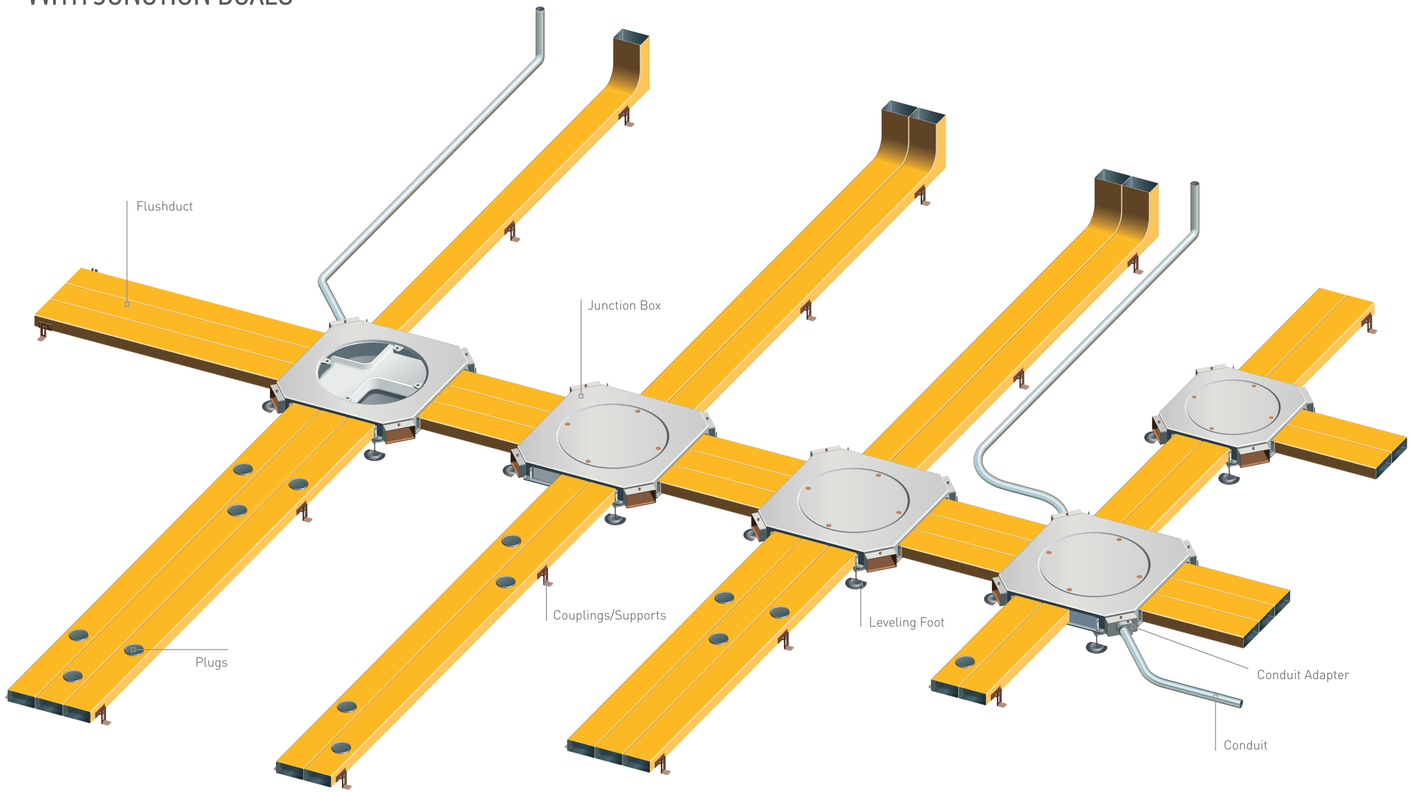

SERVICE FITTING COMPATIBILITY:

- 525 SERIES
- MULTIPLEX SERIES

SYSTEM FEATURES:

- Can be installed in concrete slabs as thin as 2" using conduit feeds
- Perfect infloor choice for remodeling projects

- Minimum distance between threaded openings: 12" on center
- Typical distance between threaded openings: 24" on center
- Preset openings are staggered in 2 and 3 duct systems
- Typical distances between raceways: 5', 6', 10'

INTERESTED IN LEARNING MORE?

Visit us online at **www.legrand.us/infloor** to explore our interactive tools and videos, research technical product details and request assistance on your next project. We'd be happy to send you more information or schedule an in-person visit when it's convenient for you.