



PASS & SEYMOUR®
 Industrial Spec Grade Turnlok® Locking Devices
 3 Wire 15, 20 & 30A; 125 & 250V, 277VAC

PSL515, CRL515, PSL615, PSL715, L520, CRL520, L620, CRL620, L720, L530, CRL530, L630, CRL630, L730

Tough enough for industrial environments.

Every component of these durable Turnlok locking plugs and connectors are built to offer the lowest installed cost with maximum durability. Quick-thread assembly screws install four times faster than competitive product and backed-out screws come ready-to-wire. The rugged easy-to-grip nylon housing, clear thermoplastic terminal chambers as well as high-strength brass alloy blades and contacts combine to give Legrand the premium selection of P&S Turnlok plugs and connectors.



FEATURES & BENEFITS

Rounded back contour reduces snags and hang-ups on the job site.

Visible stamped NEMA configuration and device rating.

Industrial-strength, brass alloy plug blades and connector contacts resist heat rise, provide excellent conductivity.

Raised ribs provide non-slip gripping profile for turning to lock and unlock.

Double dovetail design provides superior protection against cord pull-out forces.

Scalloped shell design provides non-slip gripping surface for insertion and withdrawal.

Quick-thread assembly screws and cord-grip screws come backed-out, ready-to-wire. Installs four times faster.

Integral flexible rubber cord grommet conforms to and seals around SO cord to provide protection from oils, water, or chips entering wiring chamber.

Impact- and corrosion-resistant durable nylon 6/6 shell material.

New-design external cord grips provide visible assurance of safe and proper cord retention.

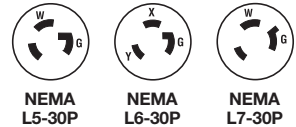
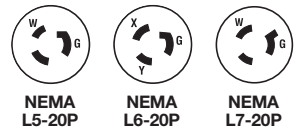
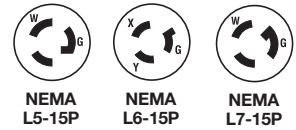
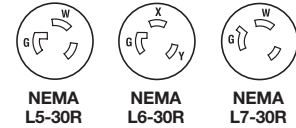
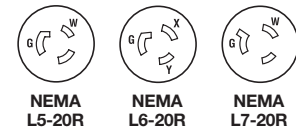
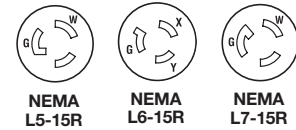
L630C & L630P

FIELD USES/VERTICAL MARKETS

- Industrial
- Health Care
- Education
- Institutional
- Retail
- Office
- Hospitality/Lodging

ORDERING INFORMATION

Catalog Number	Rating A. V.	Description/Color	Cord Diameter	NEMA Config. No.
Connectors IP20 Suitability				
PSL515-C	15 125	Black Back, White Front Body	.230"-.720"	L5-15R
CRL515-C	15 125	Corrosion-Resistant Yellow Back, White Front Body	.230"-.720"	L5-15R
PSL615-C	15 250	Black Back, White Front Body	.230"-.720"	L6-15R
PSL715-C	15 277*	Black Back, White Front Body	.230"-.720"	L7-15R
L520-C	20 125	Black Back, White Front Body	.750"-1.150"	L5-20R
L520-CBK	20 125	Black Back, Black Front Body	.750"-1.150"	L5-20R
CRL520-C	20 125	Corrosion-Resistant, Yellow Back, White Front Body	.750"-1.150"	L5-20R
L620-C	20 250	Black Back, White Front Body	.750"-1.150"	L6-20R
CRL620-C	20 250	Corrosion-Resistant, Yellow Back, White Front Body	.750"-1.150"	L6-20R
L720-C	20 277*	Black Back, White Front Body	.750"-1.150"	L7-20R
L530-C	30 125	Black Back, White Front Body	.750"-1.150"	L5-30R
L530-CBK	30 125	Black Back, Black Front Body	.750"-1.150"	L5-30R
CRL530-C	30 125	Corrosion-Resistant, Yellow Back, White Front Body	.750"-1.150"	L5-30R
L630-C	30 250	Black Back, White Front Body	.750"-1.150"	L6-30R
CRL630-C	30 250	Corrosion-Resistant, Yellow Back, White Front Body	.750"-1.150"	L6-30R
L730-C	30 277*	Black Back, White Front Body	.750"-1.150"	L7-30R
Plugs IP20 Suitability				
PSL515-P	15 125	Black Back, White Front Body	.230"-.720"	L5-15P
CRL515-P	15 125	Corrosion-Resistant, Yellow Back, White Front Body	.230"-.720"	L5-15P
PSL615-P	15 250	Black Back, White Front Body	.230"-.720"	L6-15P
PSL715-P	15 277*	Black Back, White Front Body	.230"-.720"	L7-15P
L520-P	20 125	Black Back, White Front Body	.225"-1.150"	L5-20P
L520-PBK	20 125	Black Back, Black Front Body	.225"-1.150"	L5-20P
CRL520-P	20 125	Corrosion-Resistant, Yellow Back, White Front Body	.225"-1.150"	L5-20P
L620-P	20 250	Black Back, White Front Body	.225"-1.150"	L6-20P
CRL620-P	20 250	Corrosion-Resistant, Yellow Back, White Front Body	.225"-1.150"	L6-20P
L720-P	20 277*	Black Back, White Front Body	.225"-1.150"	L7-20P
L530-P	30 125	Black Back, White Front Body	.225"-1.150"	L5-30P
L530-PBK	30 125	Black Back, Black Front Body	.225"-1.150"	L5-30P
CRL530-P	30 125	Corrosion-Resistant, Yellow Back, White Front Body	.225"-1.150"	L5-30P
L630-P	30 250	Black Back, White Front Body	.225"-1.150"	L6-30P
CRL630-P	30 250	Corrosion-Resistant, Yellow Back, White Front Body	.225"-1.150"	L6-30P
L730-P	30 277*	Black Back, White Front Body	.225"-1.150"	L7-30P



*AC only.

For more information on these and other P&S products refer to our Catalog or visit our web site.

Industrial Spec Grade Turnlok® Locking Devices 3 Wire 15, 20 & 30A; 125 & 250V, 277VAC

TECHNICAL SPECIFICATIONS

3rd Party Compliance

UL Listed, File Number E146159, Standard UL498, Attachment Plugs and Receptacles.
Federal Specification WC596.
CSA Certified, File Number LR1765, Standard CSA-C22.2 No. 42, General Use Receptacles and Attachment Plugs.
Conforms to NEMA WD-1.

Performance

Electrical

Dielectric Withstand Voltage	15A = 1600V minimum, 20 & 30A = 2200V minimum
Maximum Working Voltage	15A = 277VAC, 20 & 30A = 600VAC
Current Interrupting	Certified for current interrupting at full-rated current
Temperature Rise	30°C maximum after 50 cycles at 150% rated current

Mechanical


Cord Accommodations	Round portable service cords of diameters in accordance with the device rating as defined in UL62
Cord Grip Accommodations	15A = .230"-.720" diameter, 20 & 30A = .225"-1.150" diameter
Terminal Identification	15A = Green = Ground, White = Neutral, Brass = Hot 20 & 30A = "GR" and Green color = Ground, "WH" and White color = Neutral, "X", "Y", "Z" = Hot
Terminal Accommodation	15A = #18 AWG min. - #10 AWG max. 20A = #18 AWG min. - #8 AWG max. 30A = #18 AWG min. - #6 AWG max.
Product Identification	Amperage, Voltage, 3rd Party Compliance, NEMA Configuration hot stamped onto device

Environmental


Flammability	UL94 V2
Operating Temperature	Maximum continuous +75°C, minimum -40°C without impact

Materials


	Standard	Corrosion-Resistant
Back Body	Nylon	Nylon
Front Body	Nylon	Nylon
Terminal Chamber	Polycarbonate	Polycarbonate
Cord Clamp	Nylon	Nylon
* Dust Cover	Kraton	Kraton
Plug Blades	15 & 20A = Brass 30A = Tin-Plated Brass	15 & 20A = Nickel-Plated Brass 30A = Tin-Plated Brass
Connector Contacts	15 & 20A = Brass 30A = Tin-Plated Brass	15 & 20A = Nickel-Plated Brass 30A = Tin-Plated Brass
Terminal Clamp	15A = Zinc-Plated Steel 20A = Nickel-Plated Steel 30A = Brass	15A = Nickel-Plated Steel 20A = Nickel-Plated Steel 30A = Nickel-Plated Brass
Terminal Screws	15A = Nickel- or Brass-Plated Steel 20 & 30A = Brass	15A = Nickel-Plated Steel 20 & 30A = Nickel-Plated Brass
Ground Screws	15A = Nickel-Plated Steel 20 & 30A = Brass	15A = Nickel-Plated Steel 20 & 30A = Nickel-Plated Brass
Cord Clamp Screws	Nickel-Plated Steel	Nickel-Plated Steel
Assembly Screws	Nickel-Plated Steel	Nickel-Plated Steel




Dimensions for
15 Amp Plug



Dimensions for
15 Amp Connector



Dimensions for
20 & 30 Amp Plug



Dimensions for
20 & 30 Amp Connector

*Dust Cover available only in 20 & 30 Amp Plugs & Connectors.

Warranty

1 Year



Download this product's PEP ecopassport environmental product declaration at www.legrand.us/resources-and-downloads. This declaration conforms with ISO 14025 and 14040 and is in alignment with EN 15804.

ALSO AVAILABLE...

- USB Charging Devices
- Hospital Grade Devices
- PlugTail™ Devices
- Switches
- Straight Blade Receptacles
- Lighting & Fan Controls
- Weatherproof Boxes & Covers
- Wall Plates
- Flexcor® Wire Mesh Grips
- Configurable Solutions
- GFCIs



Electrical Wiring Systems

P.O. Box 4822
Syracuse, NY 13221-4822
Phone: 1.800.776.4035
www.legrand.us/passandseymour
570 Applewood Crescent
Vaughan, Ontario L4K 4B4
Phone: 905.738.9195
www.legrand.ca

